



US00D571687S

(12) **United States Design Patent**
Spencer

(10) **Patent No.:** **US D571,687 S**
(45) **Date of Patent:** **** Jun. 24, 2008**

(54) **HOLIDAY ORNAMENT HANGER ASSEMBLY**

(76) Inventor: **Jessica L. Spencer**, 3400 E. County Rd.,
30, Fort Collins, CO (US) 80528

(**) Term: **14 Years**

(21) Appl. No.: **29/250,258**

(22) Filed: **Nov. 8, 2006**

(51) **LOC (8) Cl.** **11-05**

(52) **U.S. Cl.** **D11/130; D11/117**

(58) **Field of Classification Search** D11/117,
D11/121, 125, 127, 130, 184; D3/7, 8; D8/33,
D8/373, 1, 14; D30/151, 144, 152; 119/856,
119/857, 863, 864; 223/85, 88, 89, 90, 114,
223/118; 428/7, 8, 9, 12, 18, 19, 20; 602/5,
602/19, 62

See application file for complete search history.

(56) **References Cited**

U.S. PATENT DOCUMENTS

896,990	A	8/1908	Hill	
2,610,884	A *	9/1952	Enderle et al.	294/15
3,131,112	A	4/1964	Abramson	
D244,903	S *	7/1977	Hildebrand	D7/683
4,076,126	A	2/1978	Gilmor	
4,184,660	A	1/1980	Anderson	
D263,548	S *	3/1982	Rodgers et al.	D8/4
4,421,801	A	12/1983	Wahlfahrt	
4,496,615	A	1/1985	Huang	
4,548,328	A	10/1985	Brauning	
4,592,473	A	6/1986	Efrom	
D287,328	S *	12/1986	Paul et al.	D8/1
5,106,661	A	4/1992	Pitts, Sr.	
5,310,151	A	5/1994	Engel	
5,634,619	A	6/1997	Alessi	
D391,706	S	3/1998	Malcolm	
5,735,415	A	4/1998	Wilson	
5,870,845	A *	2/1999	Ruderman et al.	40/601
5,906,284	A	5/1999	Hammerstrom et al.	
6,029,396	A	2/2000	Gillingham	

6,186,792	B1	2/2001	Discko	
6,293,035	B1	9/2001	LaPointe	
D450,801	S *	11/2001	Fundak	D22/121
6,315,256	B1	11/2001	Tolar	
6,318,572	B1	11/2001	Lai	
6,508,446	B1	1/2003	Addison et al.	
6,568,546	B1	5/2003	Huang	
D484,283	S *	12/2003	Lam	D30/153
6,843,456	B1	1/2005	Hajianpour	
2002/0195529	A1	12/2002	Vanech	
2003/0089830	A1	5/2003	Loughman	
2005/0247837	A1 *	11/2005	Spencer	248/218.4

* cited by examiner

Primary Examiner—Stella Reid
Assistant Examiner—Elizabeth J. Oswecki
(74) *Attorney, Agent, or Firm*—Paul M. Thompson; Cochran
Freund & Young LLC

(57) **CLAIM**

The ornamental design for holiday ornament hanger assembly, as shown and described.

DESCRIPTION

FIG. 1 is an isometric view of a holiday ornament hanger assembly showing my new design.

FIG. 2 is a front elevation view thereof.

FIG. 3 is a top plan view thereof.

FIG. 4 is a left side elevation view thereof.

FIG. 5 is a right side elevation view thereof.

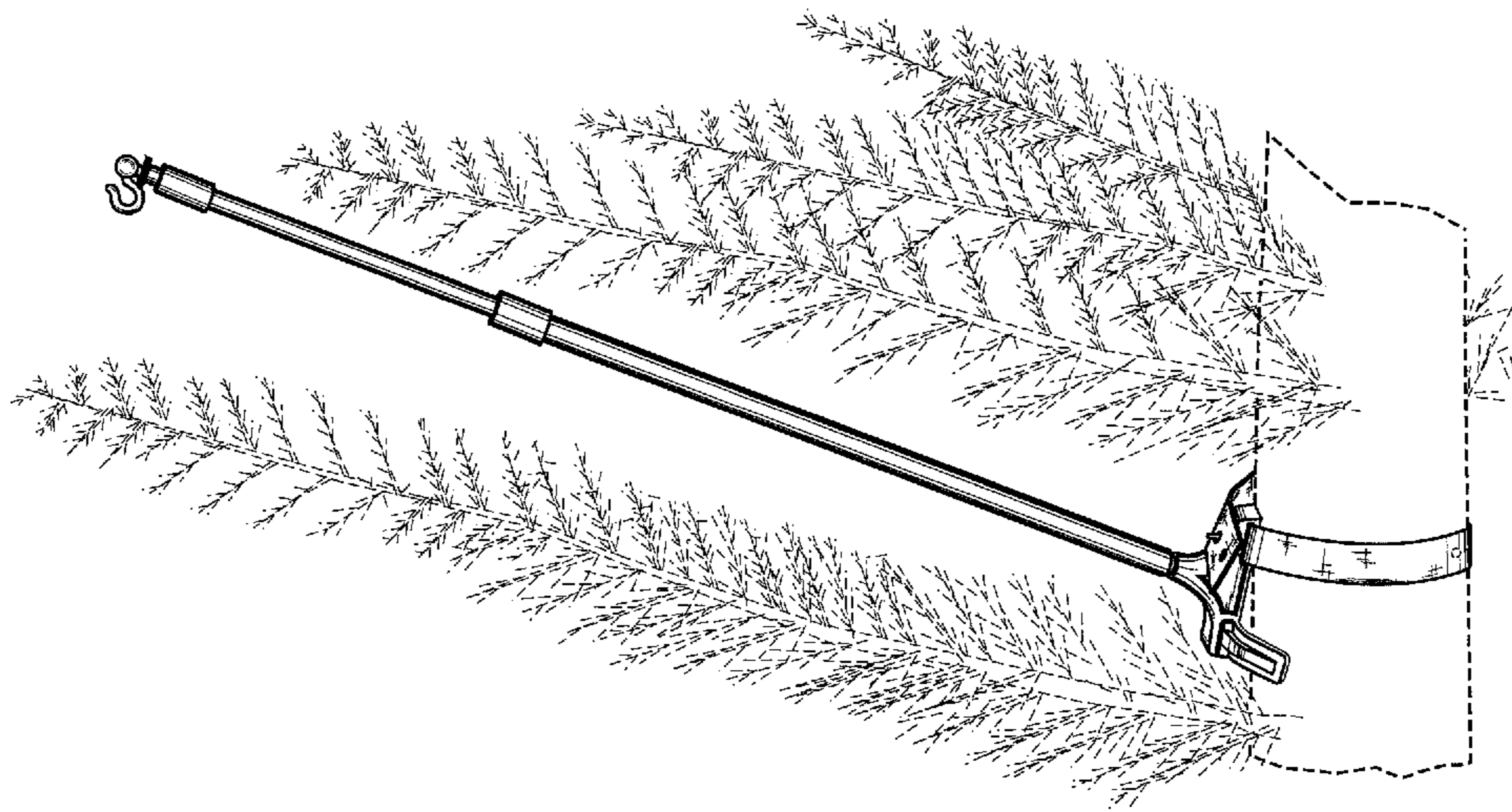
FIG. 6 is a rear elevation view thereof.

FIG. 7 is a bottom plan view thereof; and,

FIG. 8 is an isometric view thereof showing the holiday ornamental hanger assembly in a fully extended configuration.

The broken lines shown in the drawings depict environment, and form no part of the claimed design.

1 Claim, 7 Drawing Sheets



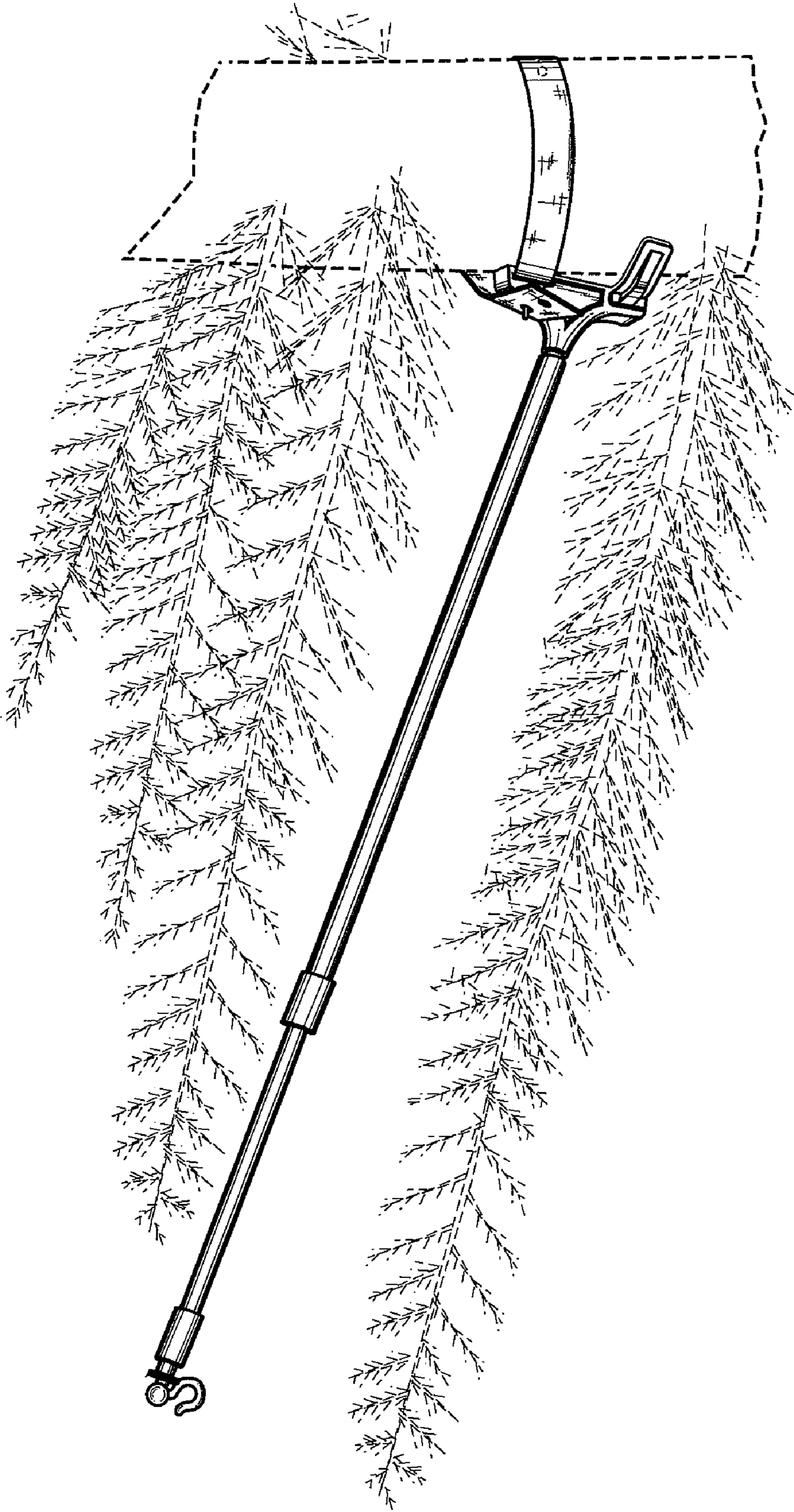


FIGURE 1

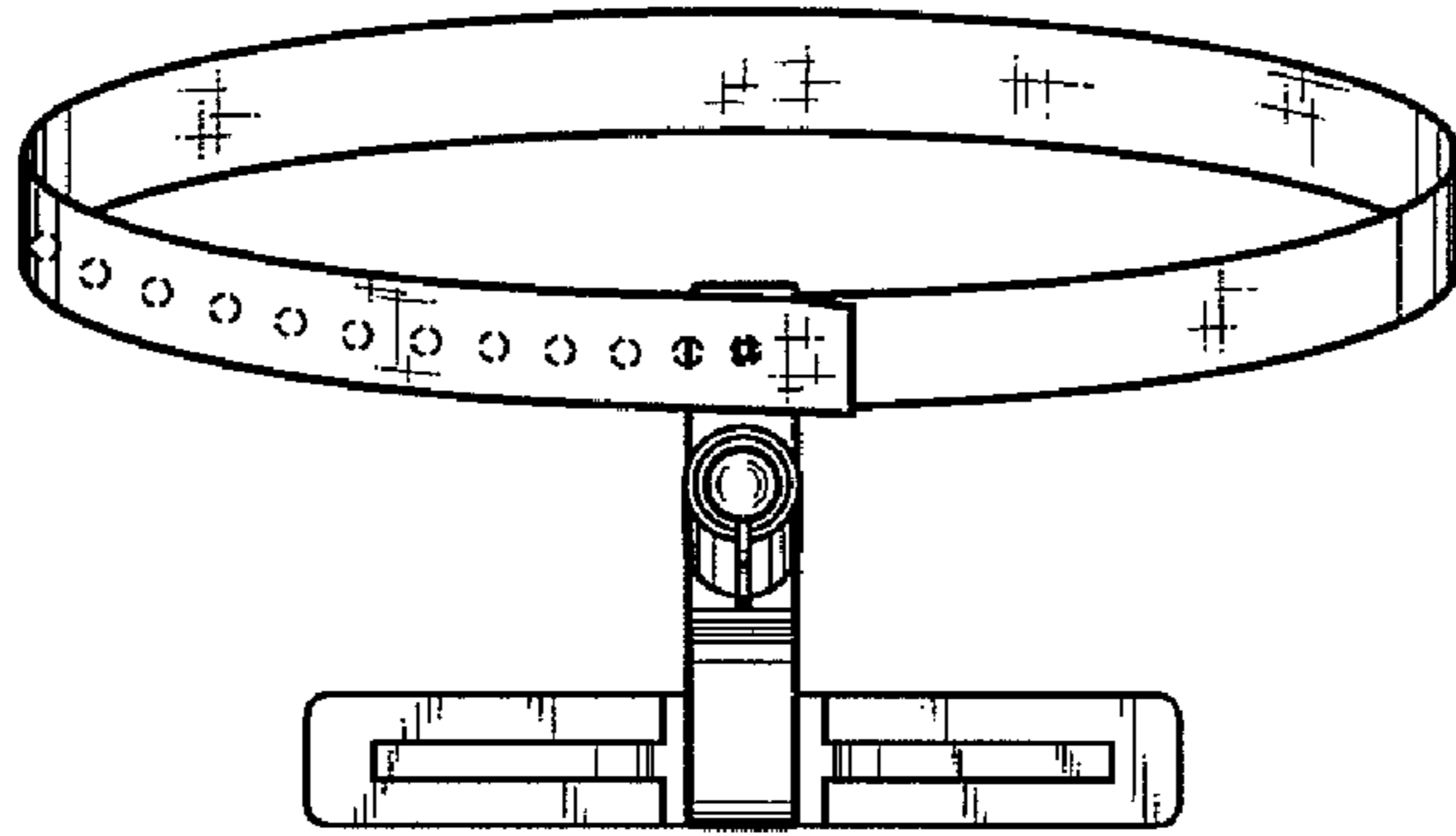


FIGURE 2

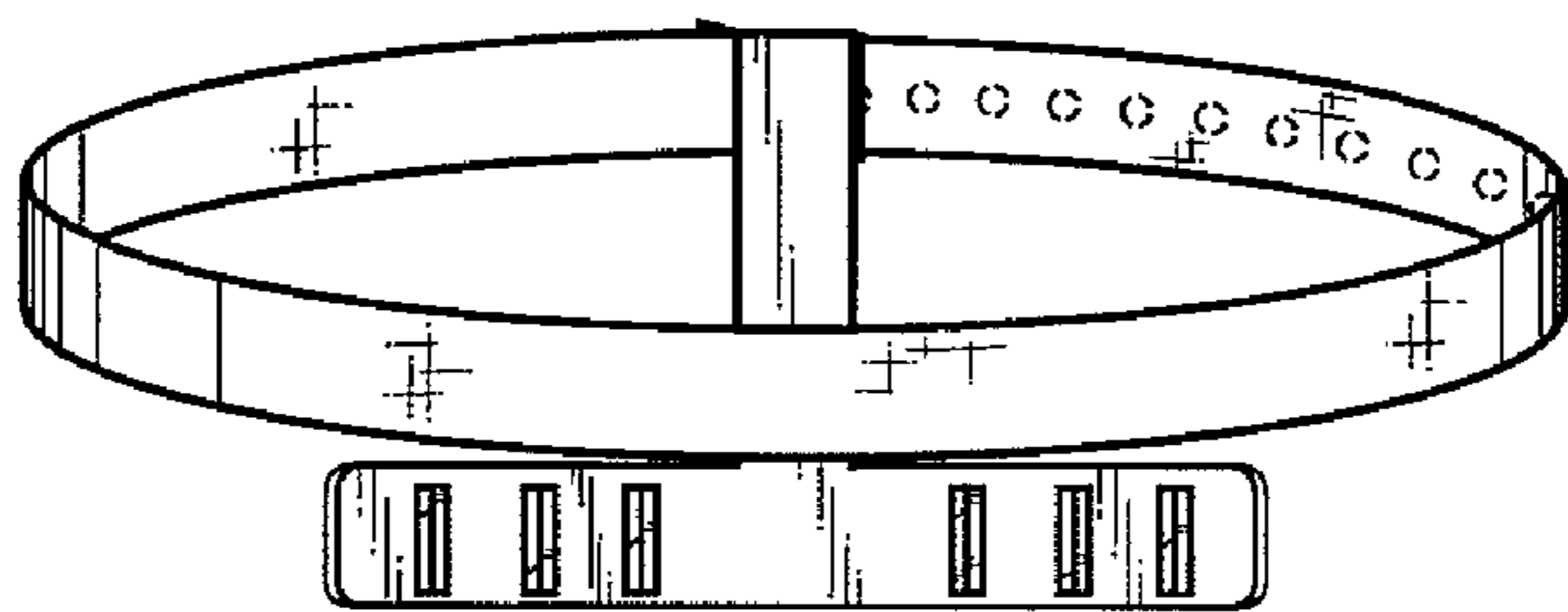


FIGURE 6

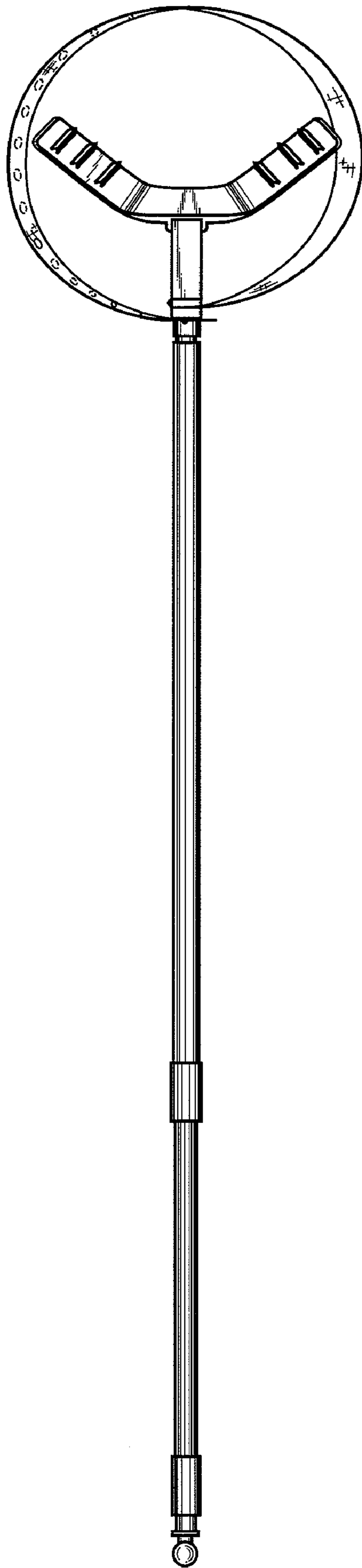


FIGURE 3




FIGURE 4




FIGURE 5

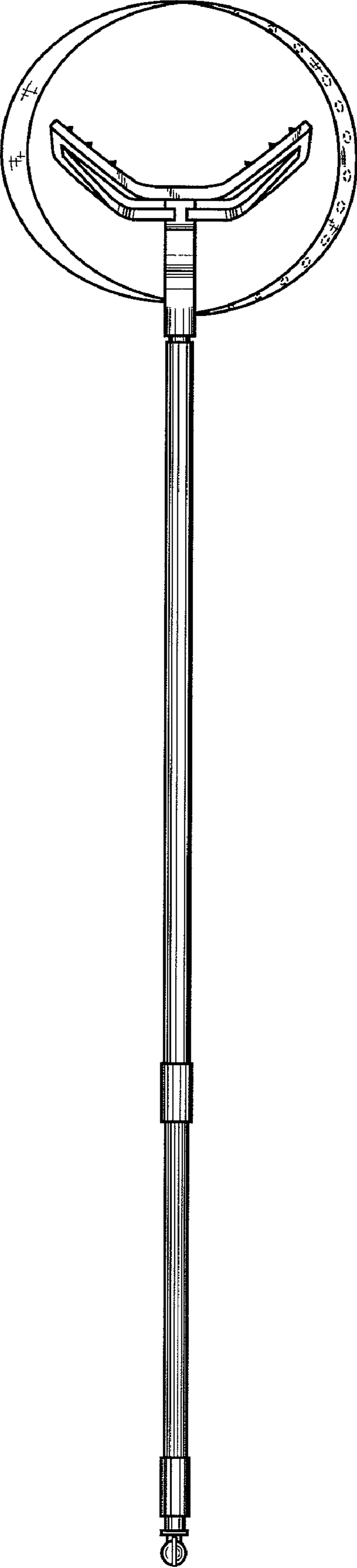


FIGURE 7

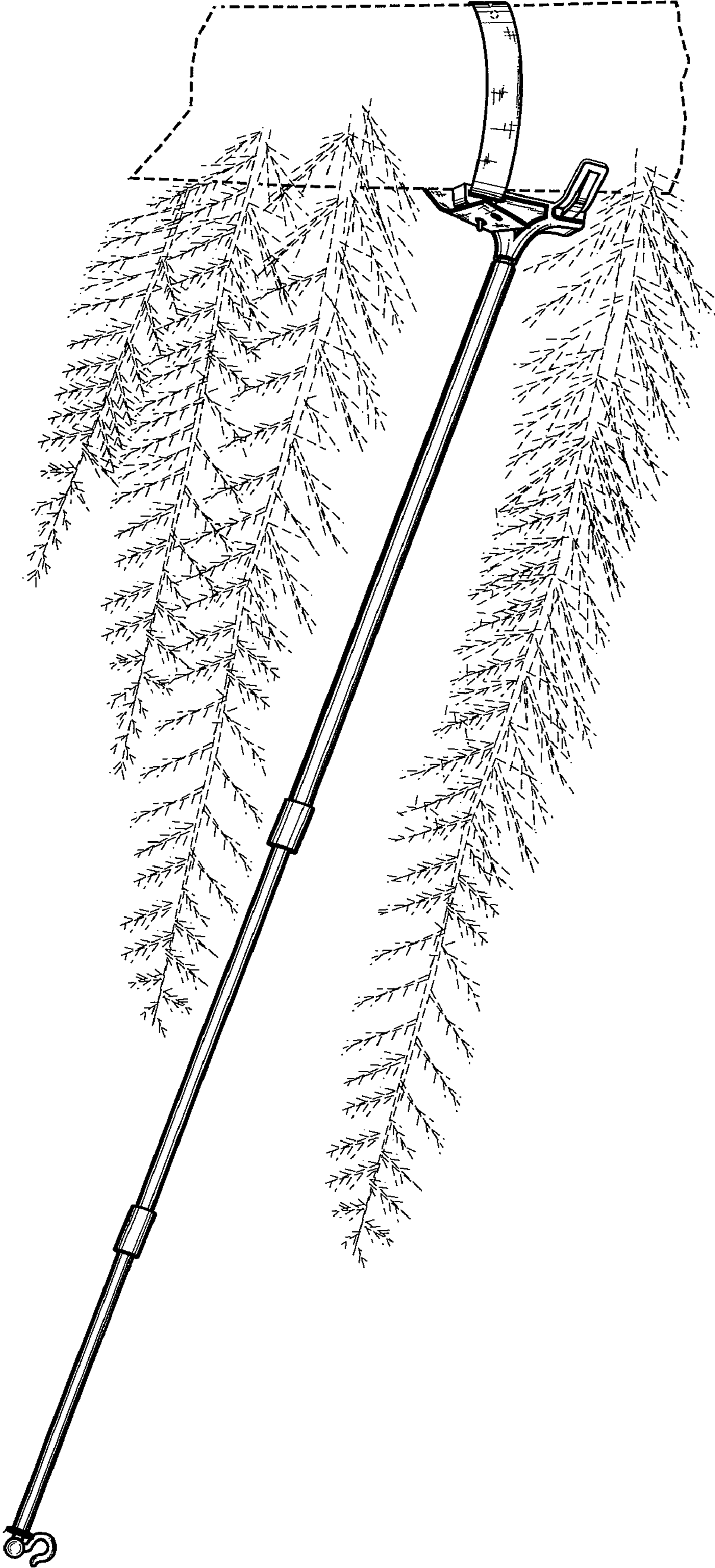


FIG. 8