



US00D571685S

(12) **United States Design Patent**
Pineda

(10) **Patent No.:** **US D571,685 S**
(45) **Date of Patent:** **** Jun. 24, 2008**

(54) **BAT SHAPED PENDANT**

(76) **Inventor:** **Sergio Leon Pineda**, 9631
Fountainbleau Blvd., Apt. 501, Miami,
FL (US) 33172

(**) **Term:** **14 Years**

(21) **Appl. No.:** **29/272,182**

(22) **Filed:** **Feb. 1, 2007**

(51) **LOC (8) Cl.** **11-02**

(52) **U.S. Cl.** **D11/81**

(58) **Field of Classification Search** D11/1-2,
D11/40-41, 43-50, 53, 56, 60, 63, 65, 67,
D11/75-78.1, 86, 89, 95-105, 108-109, 115-116;
63/1.11, 1.12, 1.13, 1.14, 1.16, 1.18, 13,
63/14.1, 35, 38, 39; 473/654

See application file for complete search history.

(56) **References Cited**

U.S. PATENT DOCUMENTS

D37,415 S * 4/1905 Hendrickson D11/116
D37,660 S * 11/1905 Dick D11/105
D38,556 S * 5/1907 Levi D11/99
D40,653 S * 4/1910 Alder D11/99

D46,493 S * 10/1914 Colgan D11/99
D47,488 S * 6/1915 Hirschmann D11/116
D48,944 S * 4/1916 Macauley D11/99
D52,667 S * 11/1918 Maynard D11/48
7,201,679 B2 * 4/2007 Nguyen 473/520

* cited by examiner

Primary Examiner—R. Seifert

(74) *Attorney, Agent, or Firm*—Ruben Alcoba, Esq.; Craig
Kirsch, Esq.

(57) **CLAIM**

The ornamental design for a bat shaped pendant, as shown
and described.

DESCRIPTION

FIG. 1 is a bottom plan view of a bat pendant showing my
design;

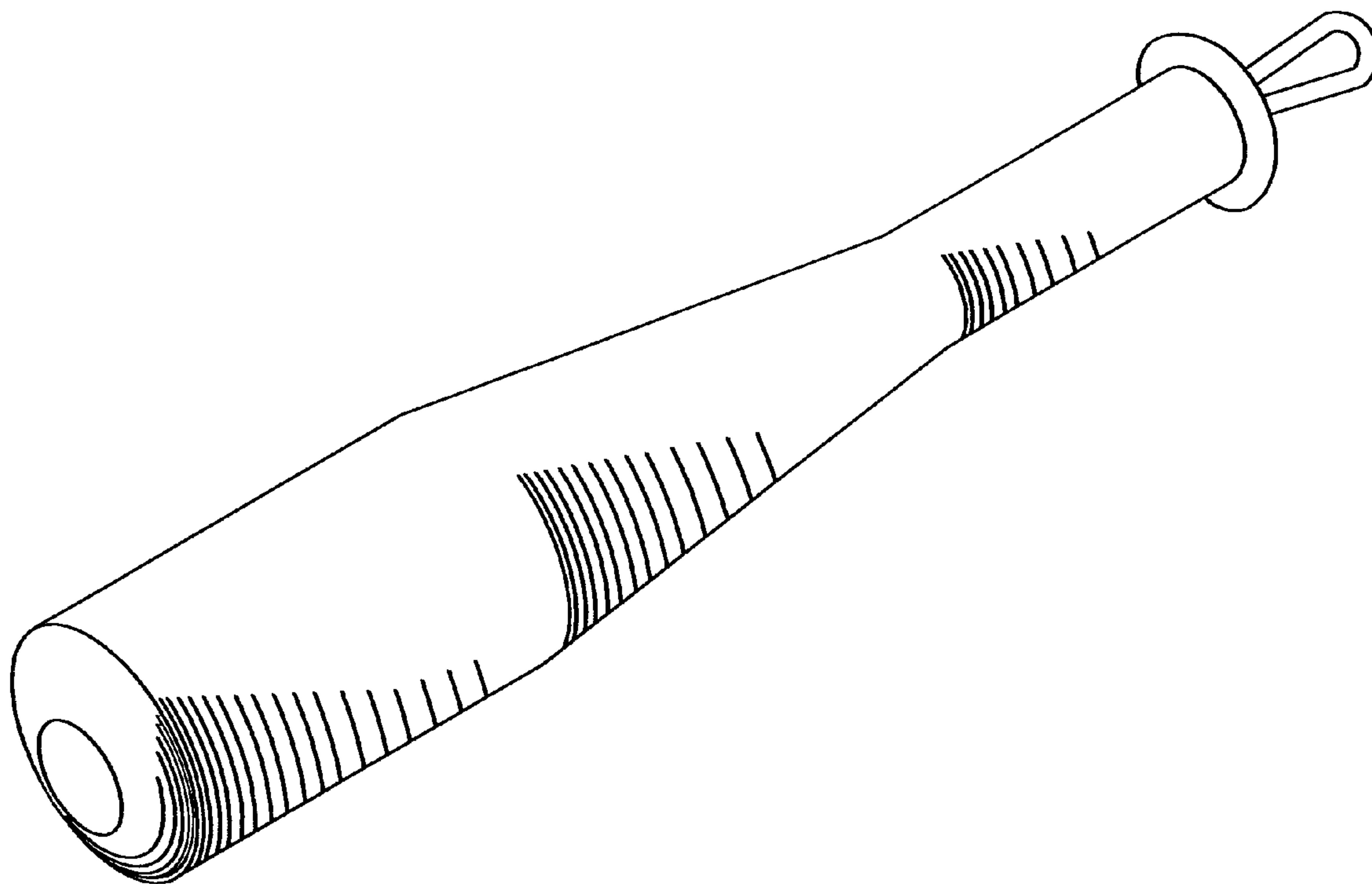
FIG. 2 is a top plan view thereof;

FIG. 3 is a perspective view thereof;

FIG. 4 is a side elevational view thereof; and,

FIG. 5 is a further side elevational view thereof.

1 Claim, 2 Drawing Sheets



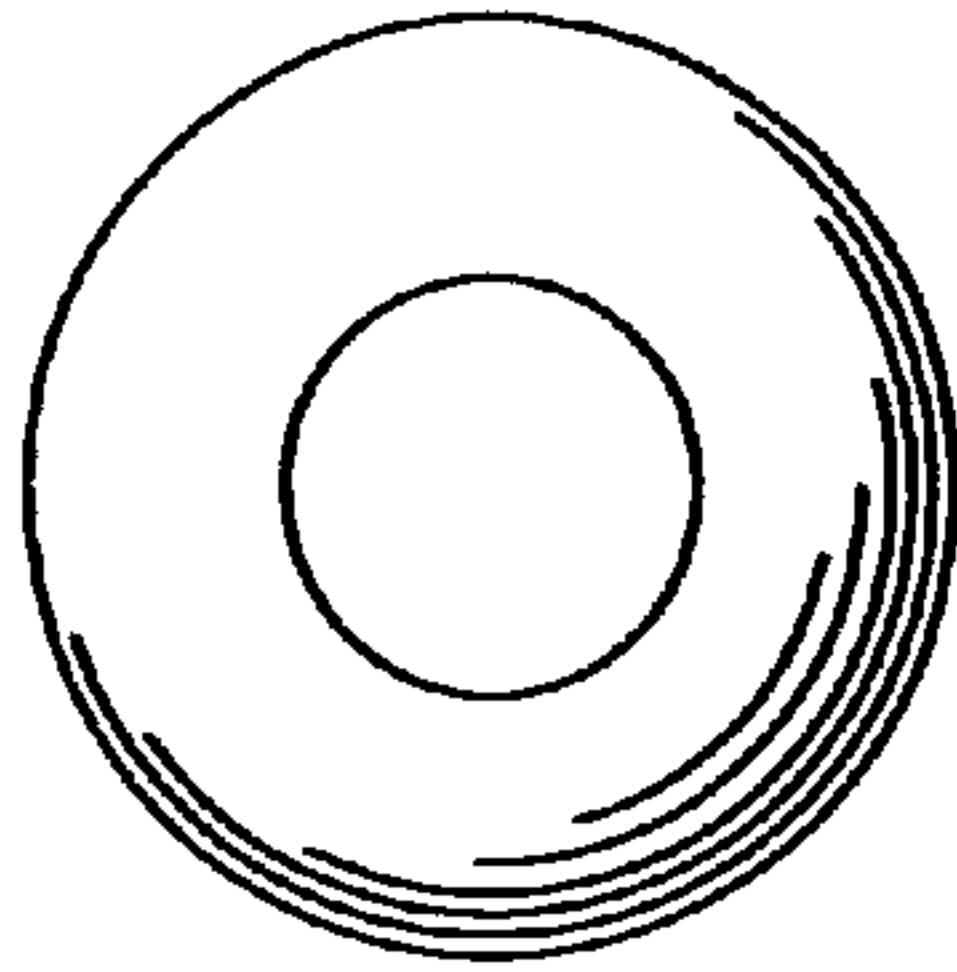


Fig. 1

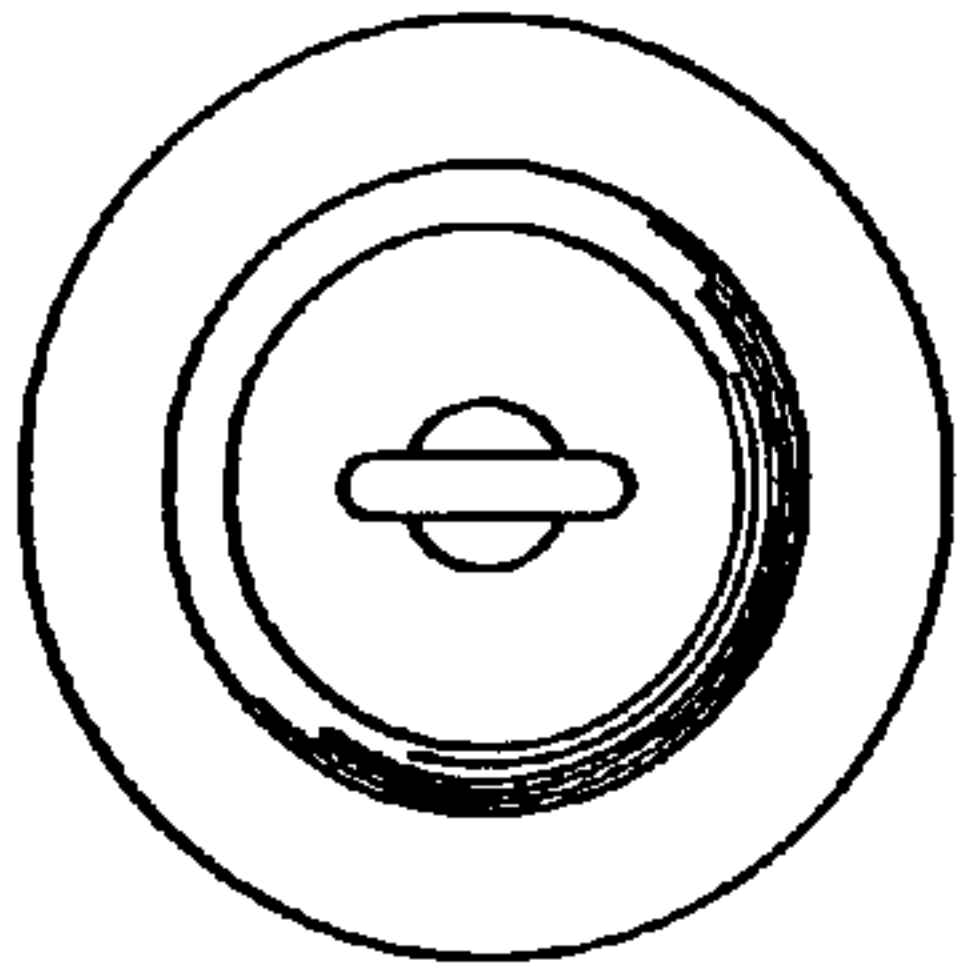


Fig. 2

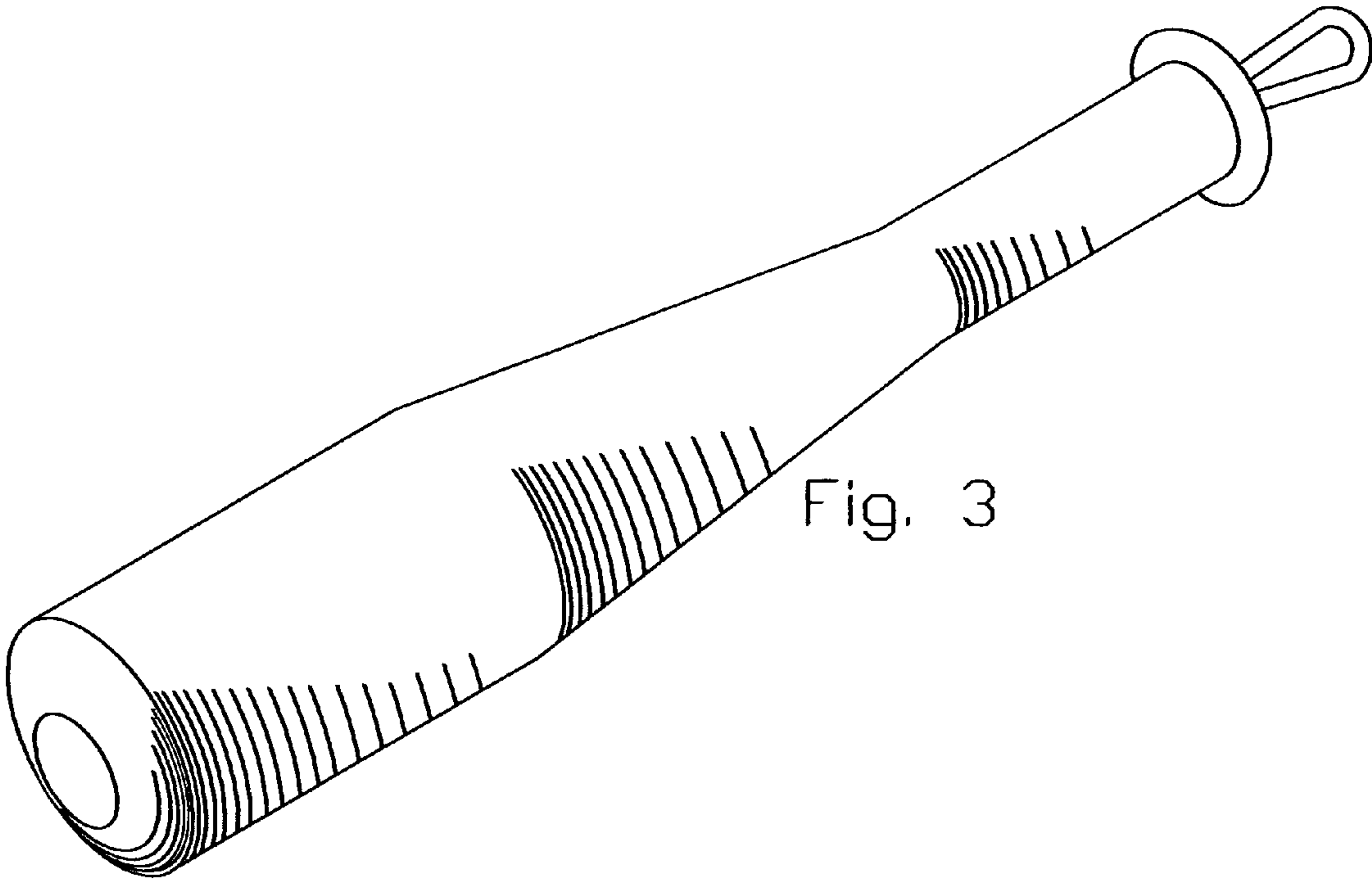


Fig. 3

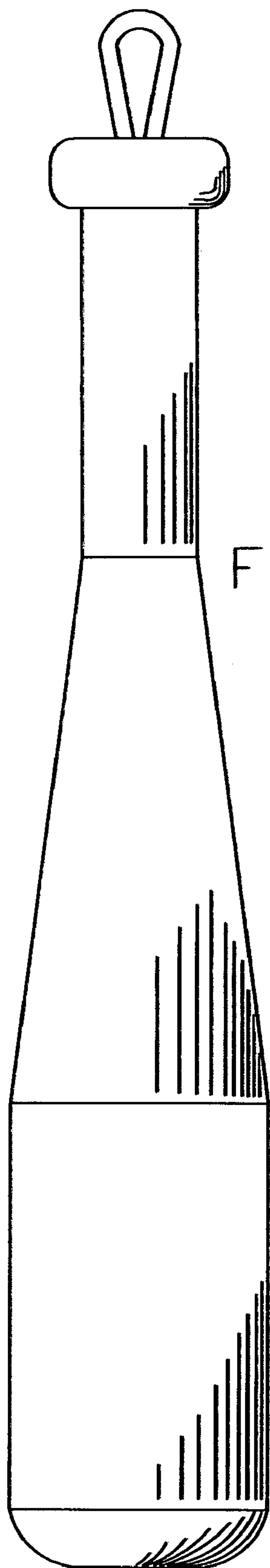


Fig. 4

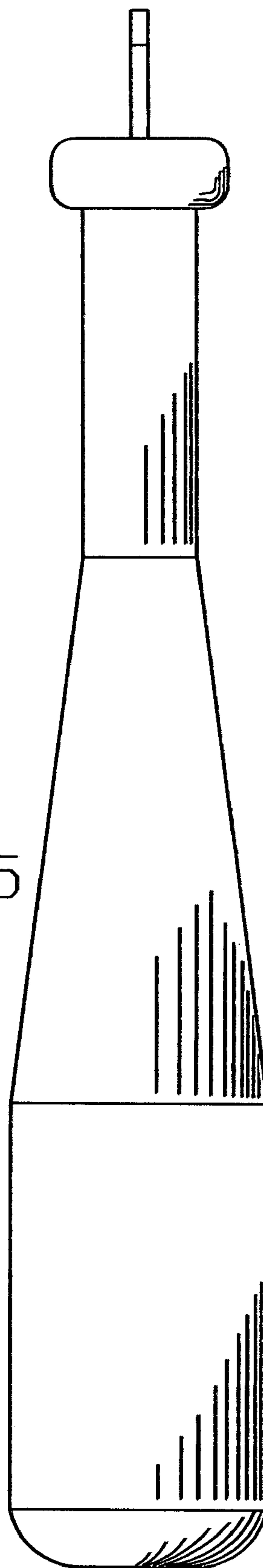


Fig. 5