



US00D571680S

(12) **United States Design Patent**
Laurino et al.

(10) **Patent No.:** **US D571,680 S**
(45) **Date of Patent:** **** Jun. 24, 2008**

(54) **METER CASE**

(75) Inventors: **Ferdinand Laurino**, Seattle, WA (US);
Paul A. Richer, Everett, WA (US)

(73) Assignee: **Fluke Corporation**, Everett, WA (US)

(**) Term: **14 Years**

(21) Appl. No.: **29/283,724**

(22) Filed: **Aug. 21, 2007**

(51) **LOC (8) Cl.** **10-04**

(52) **U.S. Cl.** **D10/78**

(58) **Field of Classification Search** D10/78-79;
324/72.5, 110, 114-115, 149, 151 A, 158 F,
324/156; 340/653, 660; 439/482
See application file for complete search history.

(56) **References Cited**

U.S. PATENT DOCUMENTS

D446,736 S *	8/2001	Chen	D10/78
D494,481 S *	8/2004	Laverick et al.	D10/78
D518,397 S *	4/2006	Sydowski et al.	D10/78
D520,888 S *	5/2006	Sydowski et al.	D10/78
D533,095 S *	12/2006	Kaushal et al.	D10/78
D534,445 S *	1/2007	Kaushal et al.	D10/78
D543,475 S *	5/2007	Janky	D10/78

* cited by examiner

Primary Examiner—Antoine D Davis

(74) *Attorney, Agent, or Firm*—Christensen O'Connor Johnson Kindness

(57) **CLAIM**

The ornamental design for a meter case, as shown and described.

DESCRIPTION

FIG. 1 is an isometric view of a meter case constructed in accordance with the present disclosure;

FIG. 2 is a planar view of a first surface of the meter case of FIG. 1;

FIG. 3 is a planar view of a second surface of the meter case of FIG. 1;

FIG. 4 is a planar view of a top surface of the meter case of FIG. 1;

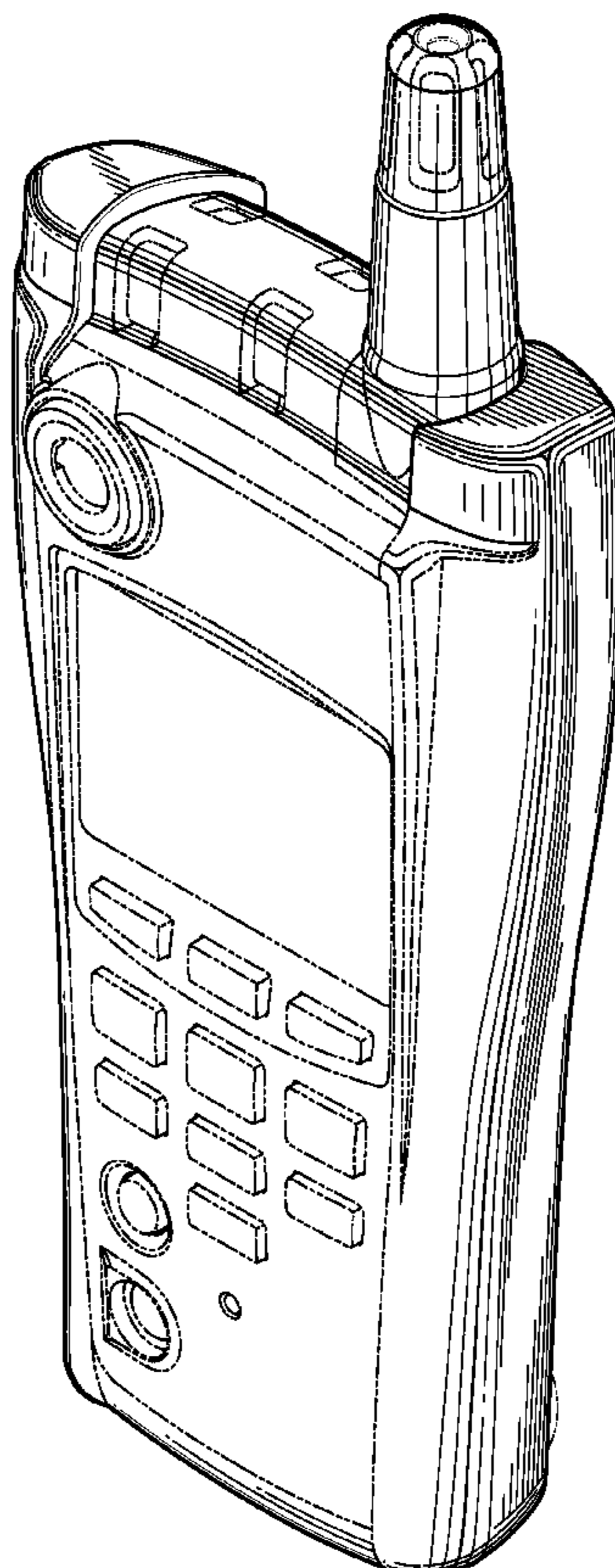
FIG. 5 is a planar view of a bottom surface of the meter case of FIG. 1;

FIG. 6 is a planar view of a first side surface of the meter case of FIG. 1; and,

FIG. 7 is a planar view of a second side surface of the meter case of FIG. 1.

The subject matter shown in phantom lines is hereby disclaimed and forms no part of the claimed design.

1 Claim, 5 Drawing Sheets



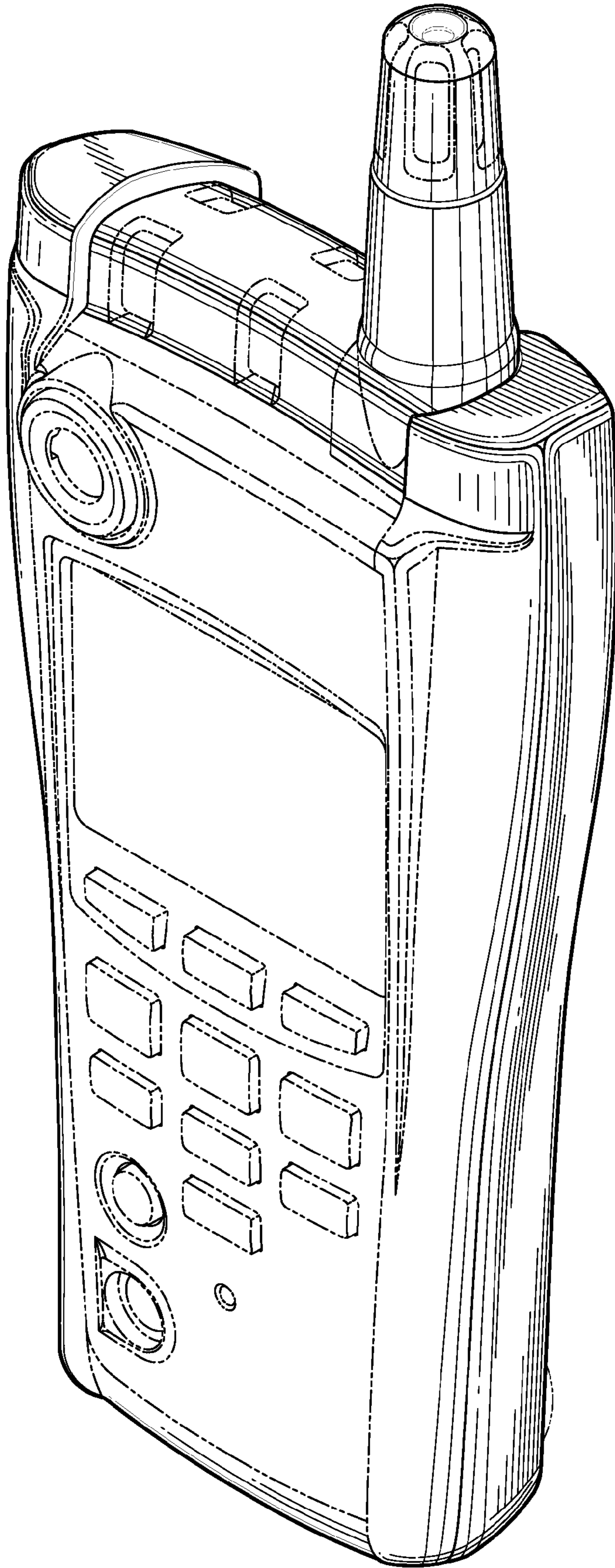


Fig.1.

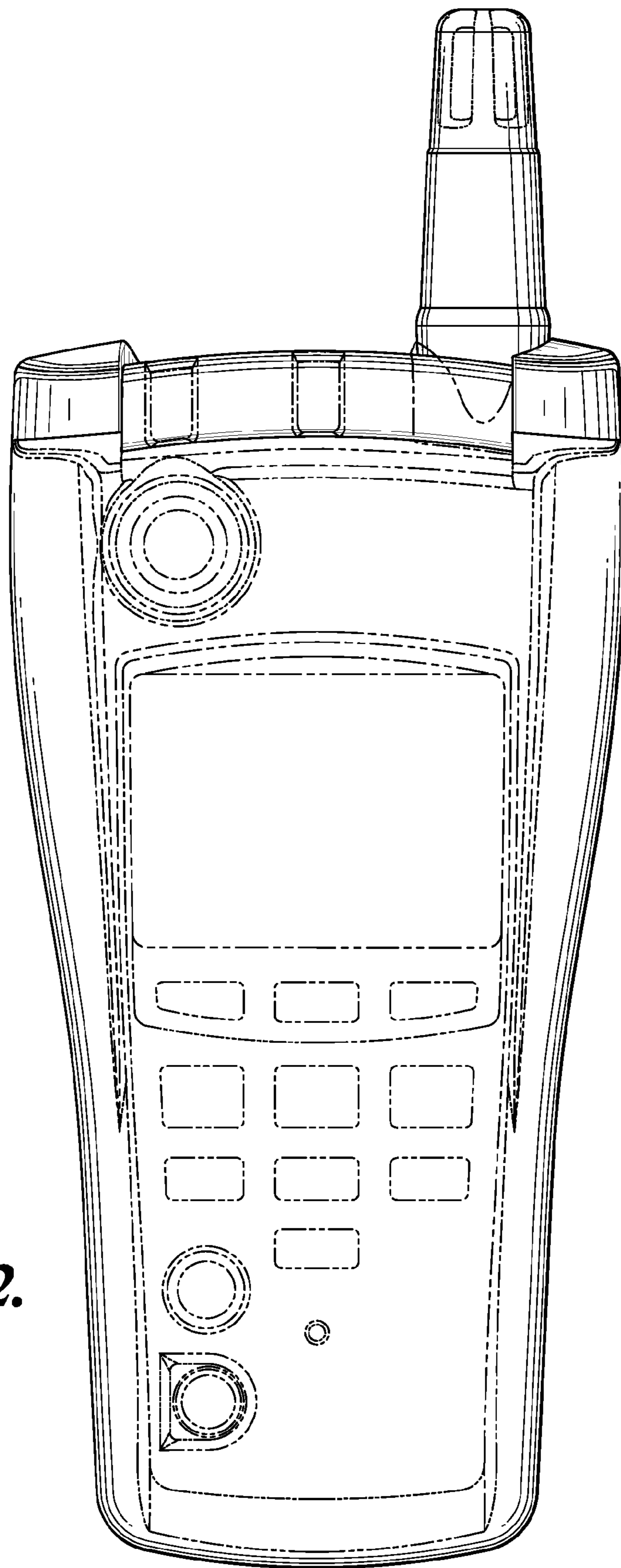


Fig. 2.

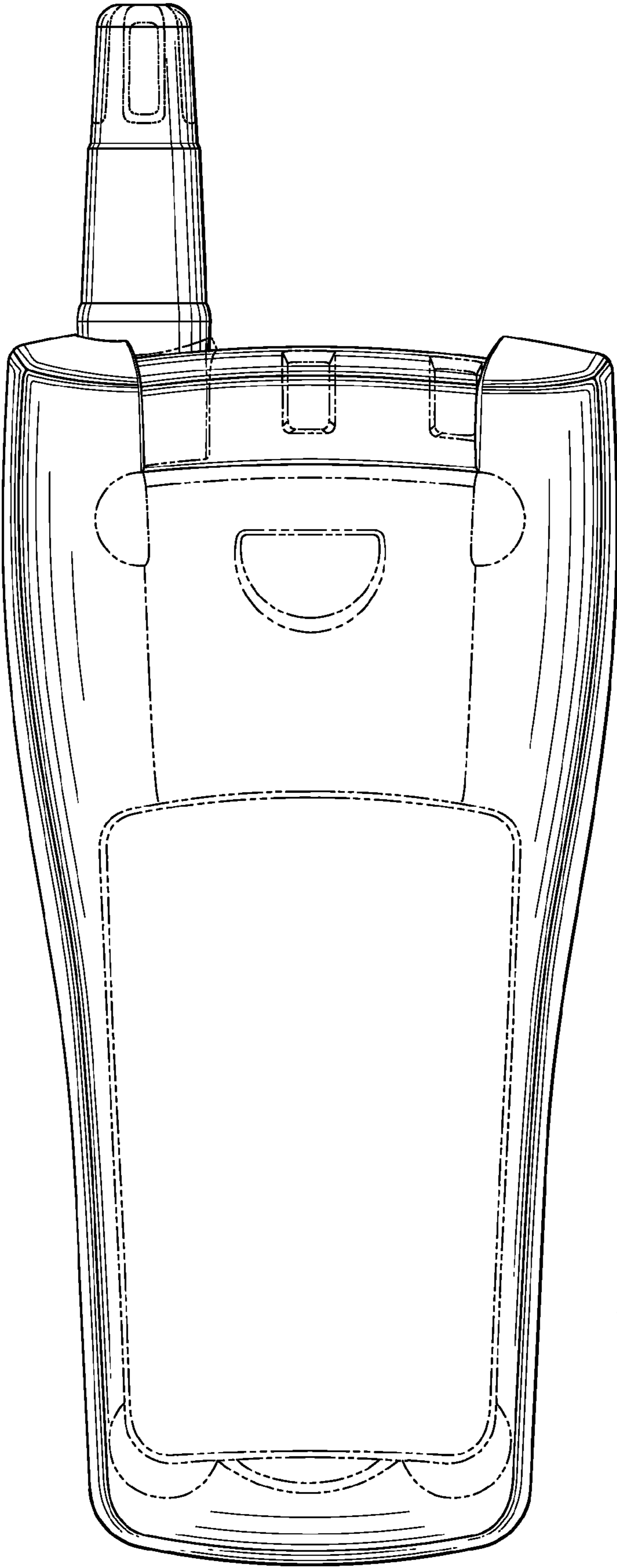


Fig. 3.

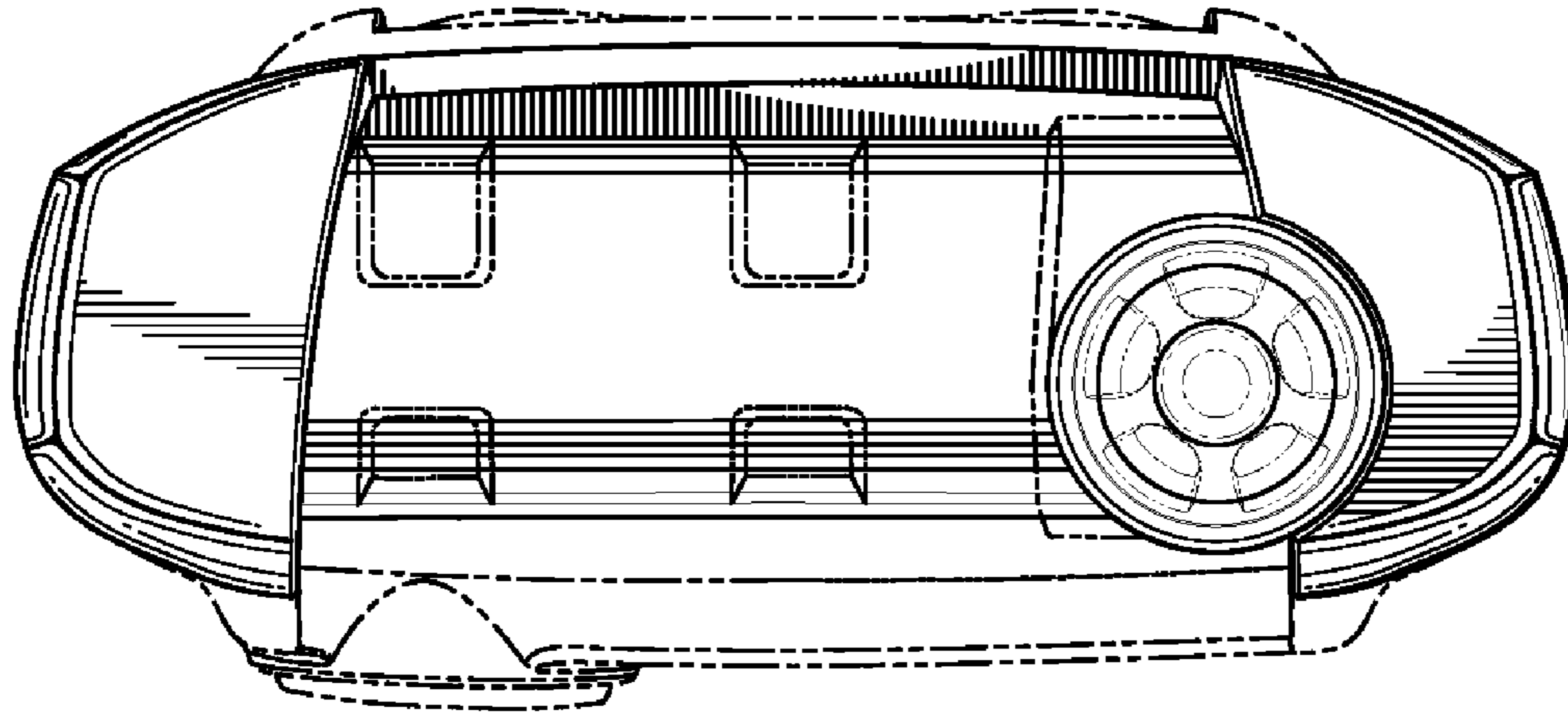


Fig. 4.




Fig. 5.

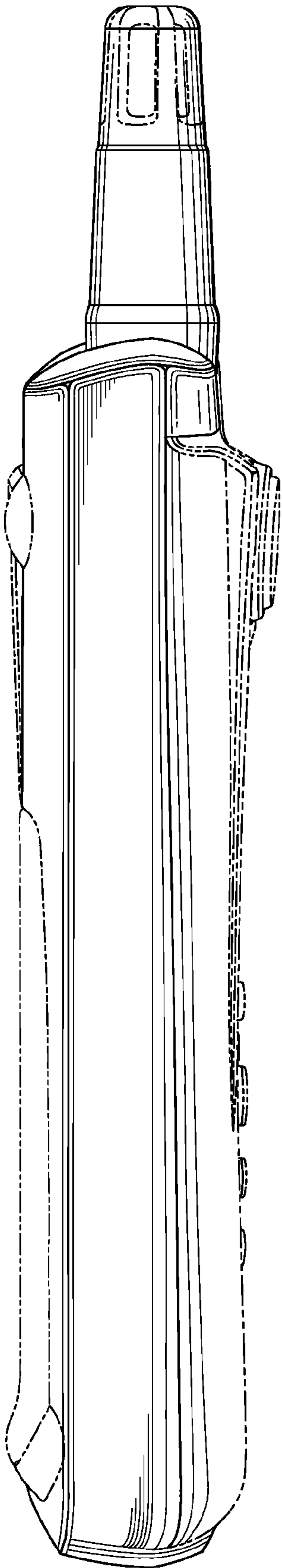


Fig. 6.

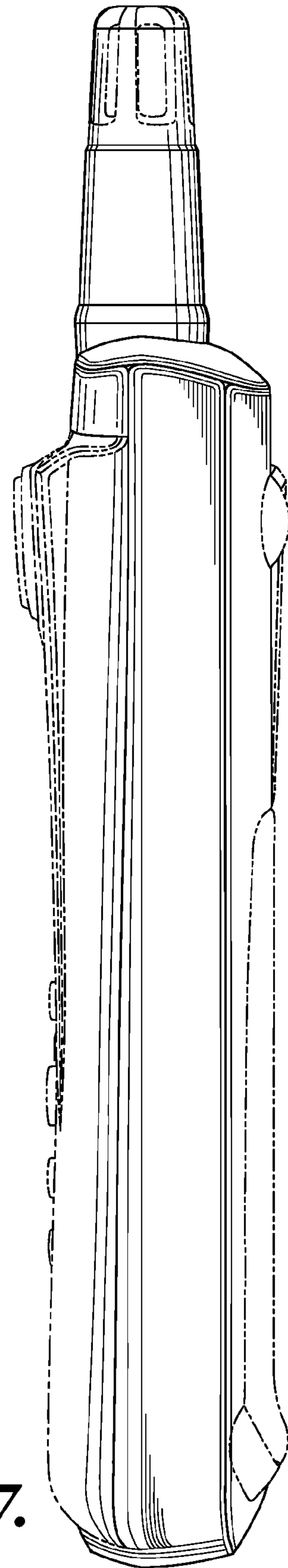


Fig. 7.