

US00D571675S

(12) **United States Design Patent**  
**Skaf et al.**

(10) **Patent No.:** **US D571,675 S**  
(45) **Date of Patent:** **\*\* Jun. 24, 2008**

(54) **THERMOSTAT**

(74) *Attorney, Agent, or Firm*—Gardere Wynne Sewell LLP

(75) Inventors: **Rashid Skaf**, Plano, TX (US); **Kenneth Scott Carpenter**, Rowlett, TX (US); **Arthur Chao Chung Wu**, Plano, TX (US)

(57) **CLAIM**

The ornamental design for a thermostat, as shown and described.

(73) Assignee: **AMX, LLC**, Richardson, TX (US)

(\*\*) Term: **14 Years**

**DESCRIPTION**

(21) Appl. No.: **29/284,319**

FIG. 1 is a front view of one preferred embodiment of a thermostat in accordance with the invention;

(22) Filed: **Sep. 5, 2007**

FIG. 2 is a first side view of the thermostat shown in FIG. 1;

(51) **LOC (8) Cl.** ..... **10-04**

(52) **U.S. Cl.** ..... **D10/50**

(58) **Field of Classification Search** ..... D10/49-50;  
236/5, 46 R-46 F, 47, 49.3, 51, 84, 94; 340/7.21-7.24,  
340/7.32, 825.6, 825.72, 539.1, 539.14, 539.21,  
340/539.26, 426.21, 584, 589, 870.17; 374/167;  
400/485; 455/420, 226.1

FIG. 3 is a second side view of the thermostat shown in FIG. 1;

FIG. 4 is a top view of the thermostat shown in FIG. 1;

FIG. 5 is a rear view of the thermostat shown in FIG. 1;

FIG. 6 is a bottom view of the thermostat shown in FIG. 1;

FIG. 7 is a first rear elevation of the thermostat shown in FIG. 1;

See application file for complete search history.

FIG. 8 is a first front elevation of the thermostat shown in FIG. 1;

(56) **References Cited**

**U.S. PATENT DOCUMENTS**

D533,091 S \* 12/2006 Garrett et al. .... D10/50

7,299,996 B2 \* 11/2007 Garrett et al. .... 236/94

D558,073 S \* 12/2007 Simon et al. .... D10/50


FIG. 9 is a second front elevation of the thermostat shown in FIG. 1; and,

FIG. 10 is a second rear elevation of the thermostat shown in FIG. 1.

\* cited by examiner

*Primary Examiner*—Antoine D Davis

**1 Claim, 4 Drawing Sheets**



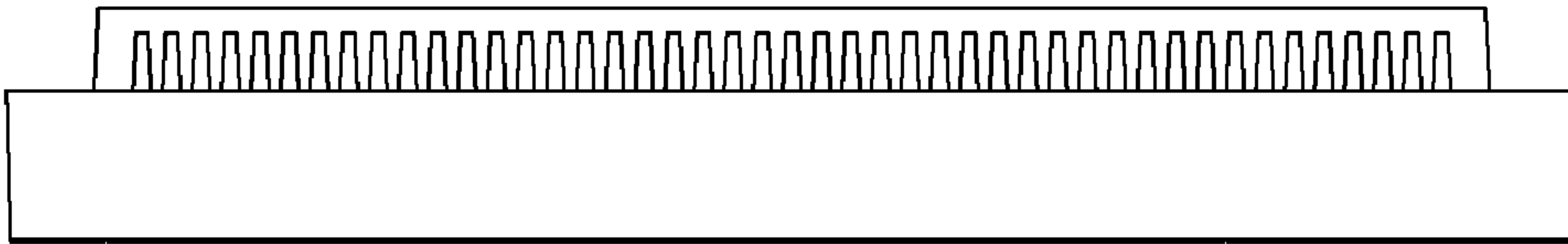


FIGURE 3

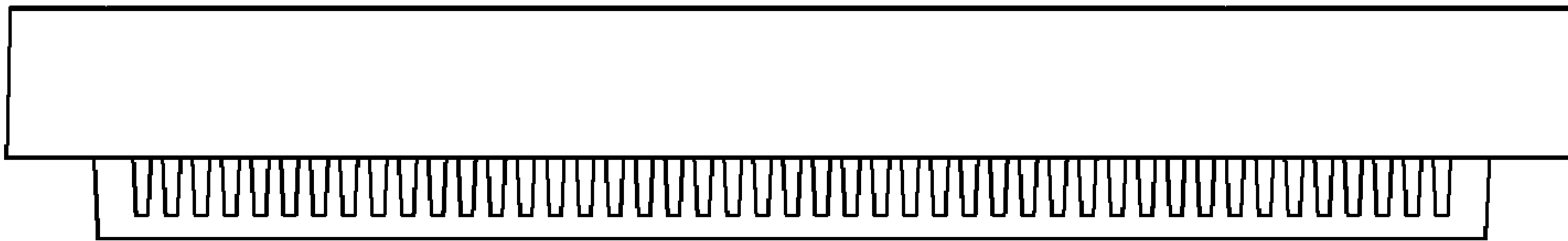


FIGURE 2

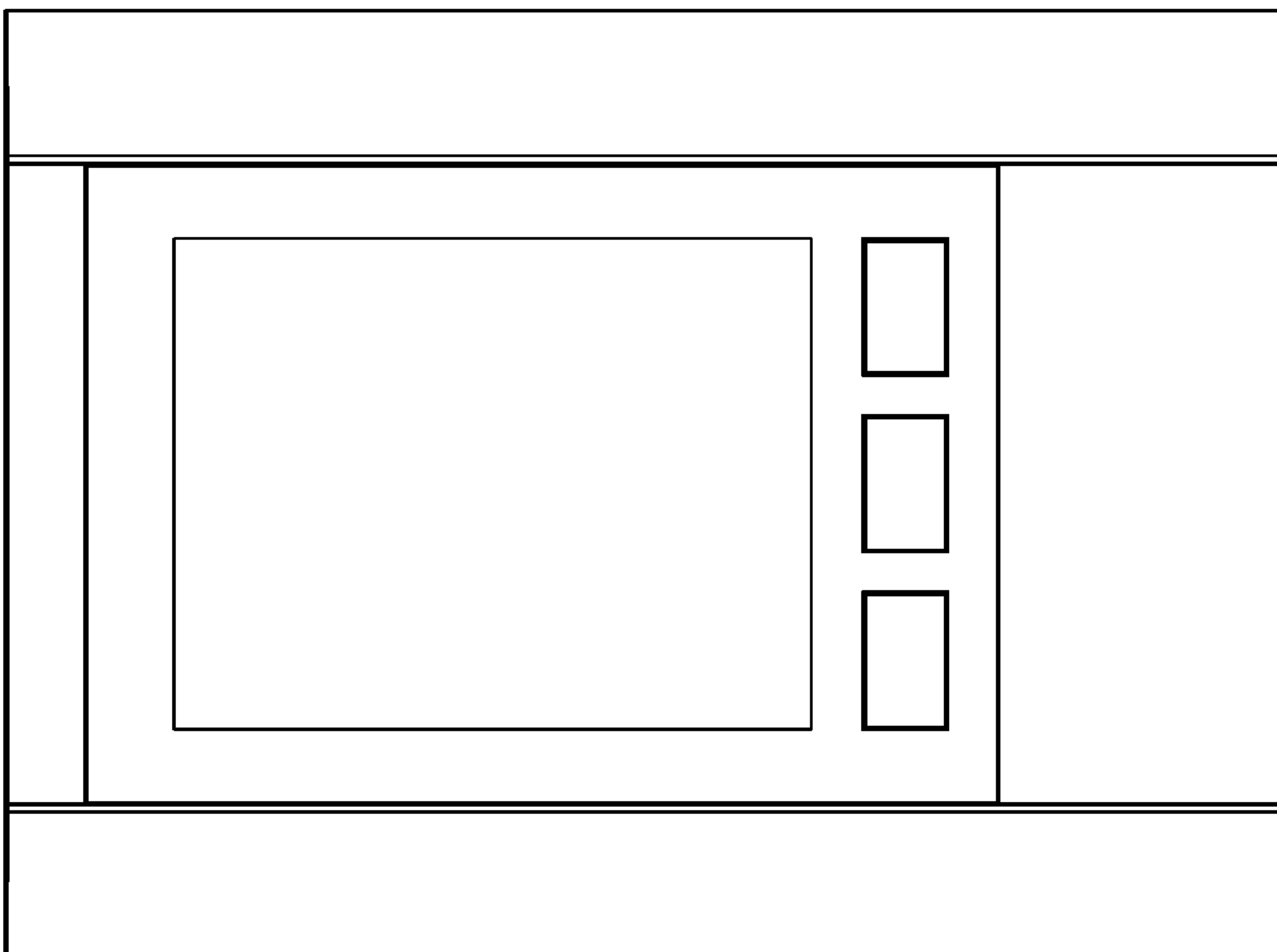


FIGURE 1

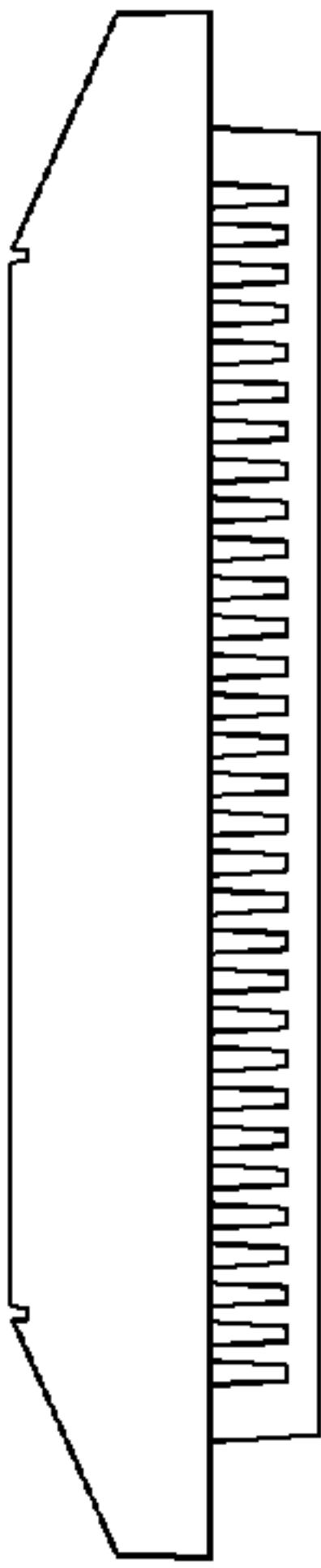


FIGURE 4




FIGURE 5

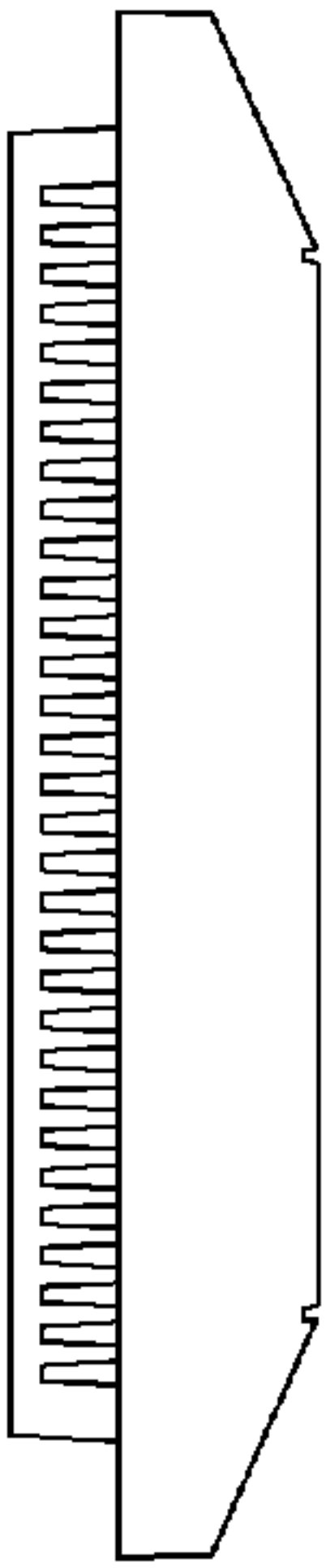


FIGURE 6




FIGURE 8

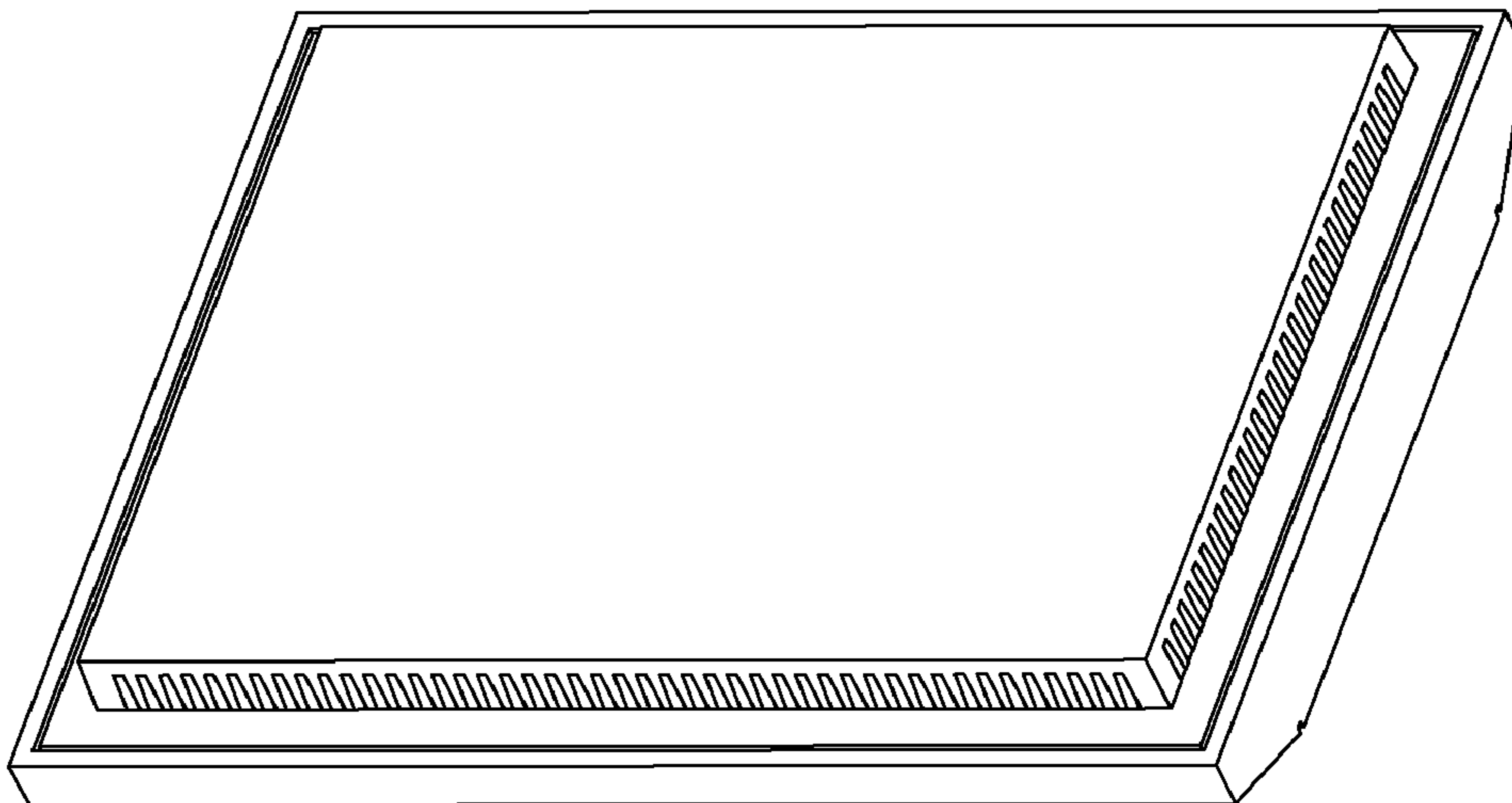


FIGURE 7




FIGURE 10




FIGURE 9