



US00D571662S

(12) **United States Design Patent**
Clark et al.

(10) **Patent No.:** **US D571,662 S**
(45) **Date of Patent:** **** Jun. 24, 2008**

(54) **CONTAINER**

(75) Inventors: **Andrew James Clark**, Morristown, NJ
(US); **Deborah A. Lyzenga**, Long
Valley, NJ (US)

(73) Assignee: **Kraft Foods Holdings, Inc.**, Northfield,
IL (US)

(**) Term: **14 Years**

(21) Appl. No.: **29/283,451**

(22) Filed: **Aug. 15, 2007**

(51) **LOC (8) Cl.** **09-01**

(52) **U.S. Cl.** **D9/500**

(58) **Field of Classification Search** D9/435,
D9/452-454, 500, 502-505, 516, 520, 537-540,
D9/549, 558, 682, 686, 688-692, 901-905;
215/379-385; 220/660-662, 669-673, 675
See application file for complete search history.

(56) **References Cited**

U.S. PATENT DOCUMENTS

- D103,056 S * 2/1937 Mann D9/538
- D254,717 S 4/1980 Mascia et al.
- D254,718 S 4/1980 Mascia et al.
- D254,719 S 4/1980 Mascia et al.
- D254,777 S 4/1980 Mascia et al.
- 5,056,674 A 10/1991 Swartley
- 5,067,622 A 11/1991 Garver et al.
- 5,407,086 A 4/1995 Ota et al.
- D365,021 S * 12/1995 Park D9/667
- 5,598,941 A 2/1997 Semersky et al.
- 5,758,790 A 6/1998 Ewing, Jr.
- D472,471 S * 4/2003 McClure et al. D9/539
- D473,143 S * 4/2003 McClure et al. D9/539

- 6,554,146 B1 4/2003 DeGroff et al.
- 6,585,125 B1 7/2003 Peek
- D479,396 S 9/2003 Altemus
- 7,051,890 B2 5/2006 Onoda et al.
- 7,073,675 B2 7/2006 Trude
- D531,903 S * 11/2006 Haubein D9/500
- D532,311 S * 11/2006 Yourist D9/538
- 7,228,981 B2 6/2007 Chisholm
- D554,433 S * 11/2007 Gluck D7/523
- 2005/0211661 A1 9/2005 Galownia et al.
- 2005/0252881 A1 11/2005 Zhang et al
- 2006/0289379 A1 12/2006 Ozawa et al.
- 2007/0039917 A1 2/2007 Yourist

FOREIGN PATENT DOCUMENTS

JP 2000-231352 8/2000

* cited by examiner

Primary Examiner—Ian Simmons

Assistant Examiner—Dana L Sipos

(74) *Attorney, Agent, or Firm*—Stites & Harbison PLLC;
Marvin Petry

(57) **CLAIM**

The ornamental design for a container, as shown and described.

DESCRIPTION

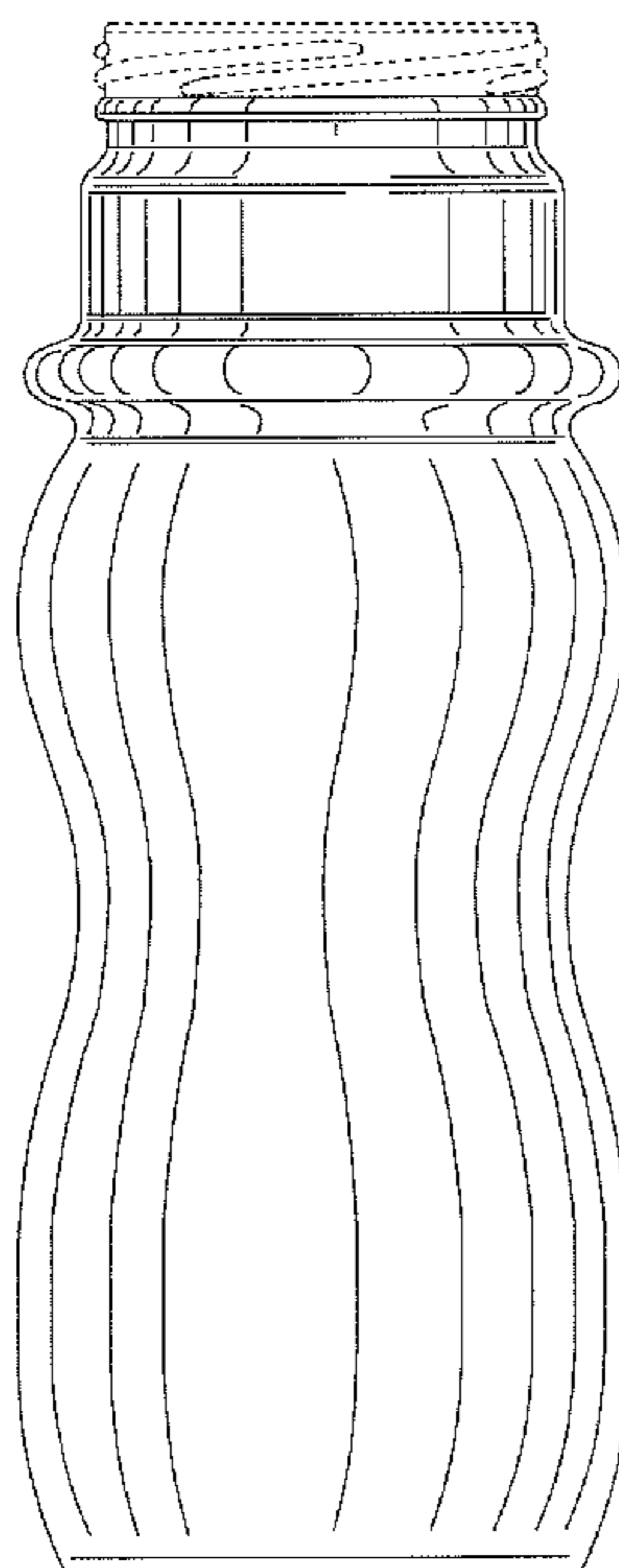
FIG. 1 is a front elevation view of a container showing our new design; the rear, left and right elevational views being identical; and,

FIG. 2 is a top plan view thereof.

The bottom view forms no part of the claimed design.

The broken lines shown in the drawings are for illustrative purposes only and form no part of the claimed design.

1 Claim, 1 Drawing Sheet



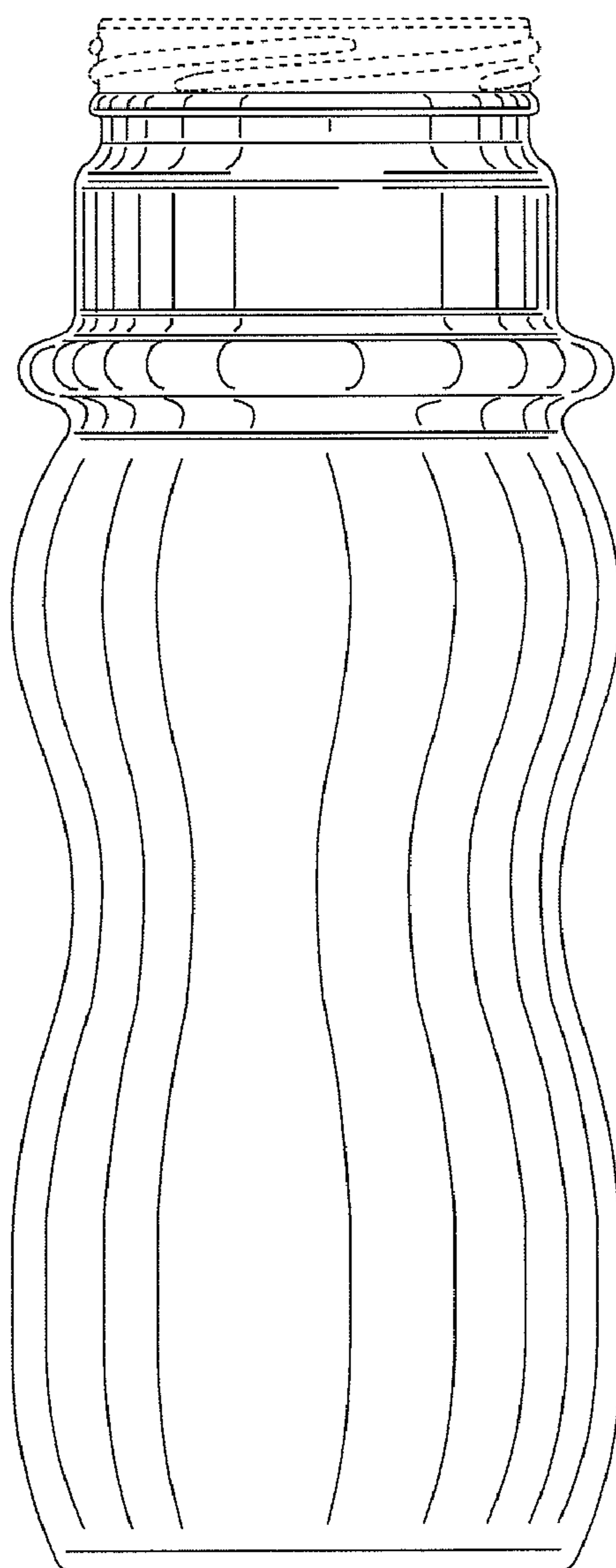


Fig. 1

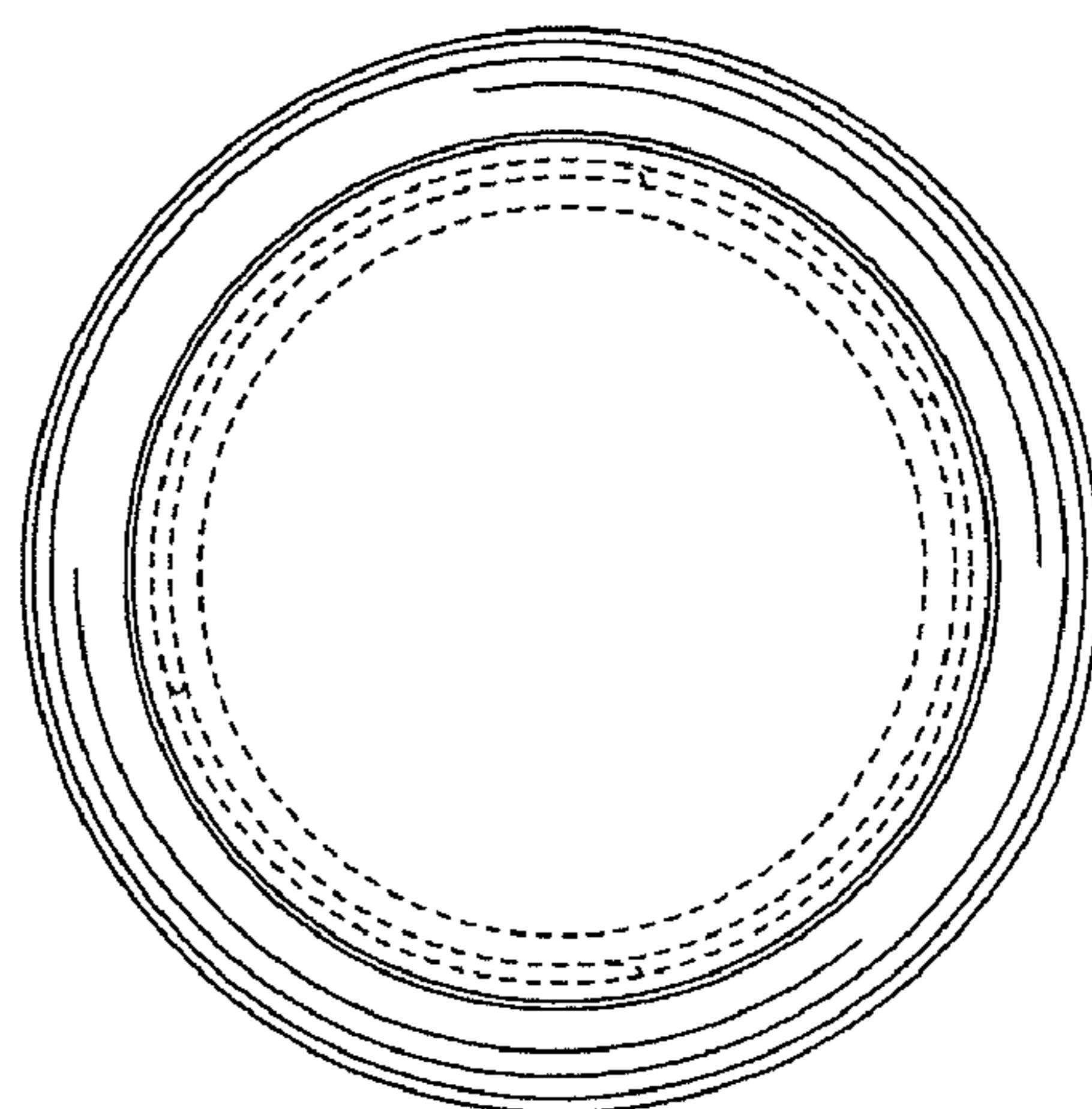


Fig. 2