



US00D571653S

(12) **United States Design Patent**
Kienemund-Paroll

(10) **Patent No.:** **US D571,653 S**
(45) **Date of Patent:** **** Jun. 24, 2008**

(54) **BOX FOR CONFECTIONARY ARTICLES**

D491,061 S * 6/2004 Bouroullec et al. D9/431
D506,867 S * 7/2005 Galan D3/273
D536,825 S * 2/2007 Jekel et al. D28/8.1

(75) Inventor: **Cornelius Kienemund-Paroll**, Hamburg
(DE)

* cited by examiner

(73) Assignee: **August Storck KG**, Berlin (DE)

Primary Examiner—Robert M. Spear
Assistant Examiner—Susan E Krakower

(**) Term: **14 Years**

(74) *Attorney, Agent, or Firm*—Welsh & Katz, Ltd.

(21) Appl. No.: **29/278,921**

(57) **CLAIM**

(22) Filed: **Apr. 13, 2007**

The ornamental design for a box for confectionary articles, as shown and described.

(30) **Foreign Application Priority Data**

Oct. 13, 2006 (DE) 4 06 05 363

DESCRIPTION

(51) **LOC (8) Cl.** **09-03**

FIG. 1 is a perspective view of a box for confectionary articles in accordance with my new design;

(52) **U.S. Cl.** **D9/418; D9/431**

FIG. 2 is a top plan view of the box of FIG. 1;

(58) **Field of Classification Search** D9/414-416,
D9/418, 422-425, 430-432, 757-758, 761;
D24/218; D3/264, 903, 218; 206/521.1-521.8,
206/724-725, 362.2; 229/123.2, 125.14,
229/125.35, 207; 220/345.4, 350-351, 788

FIG. 3 is a bottom view thereof;

See application file for complete search history.

FIG. 4 is a side elevational view of the right-hand side of the box of FIG. 1;

FIG. 5 is an elevational view of the side of the box opposite FIG. 4.

(56) **References Cited**

U.S. PATENT DOCUMENTS

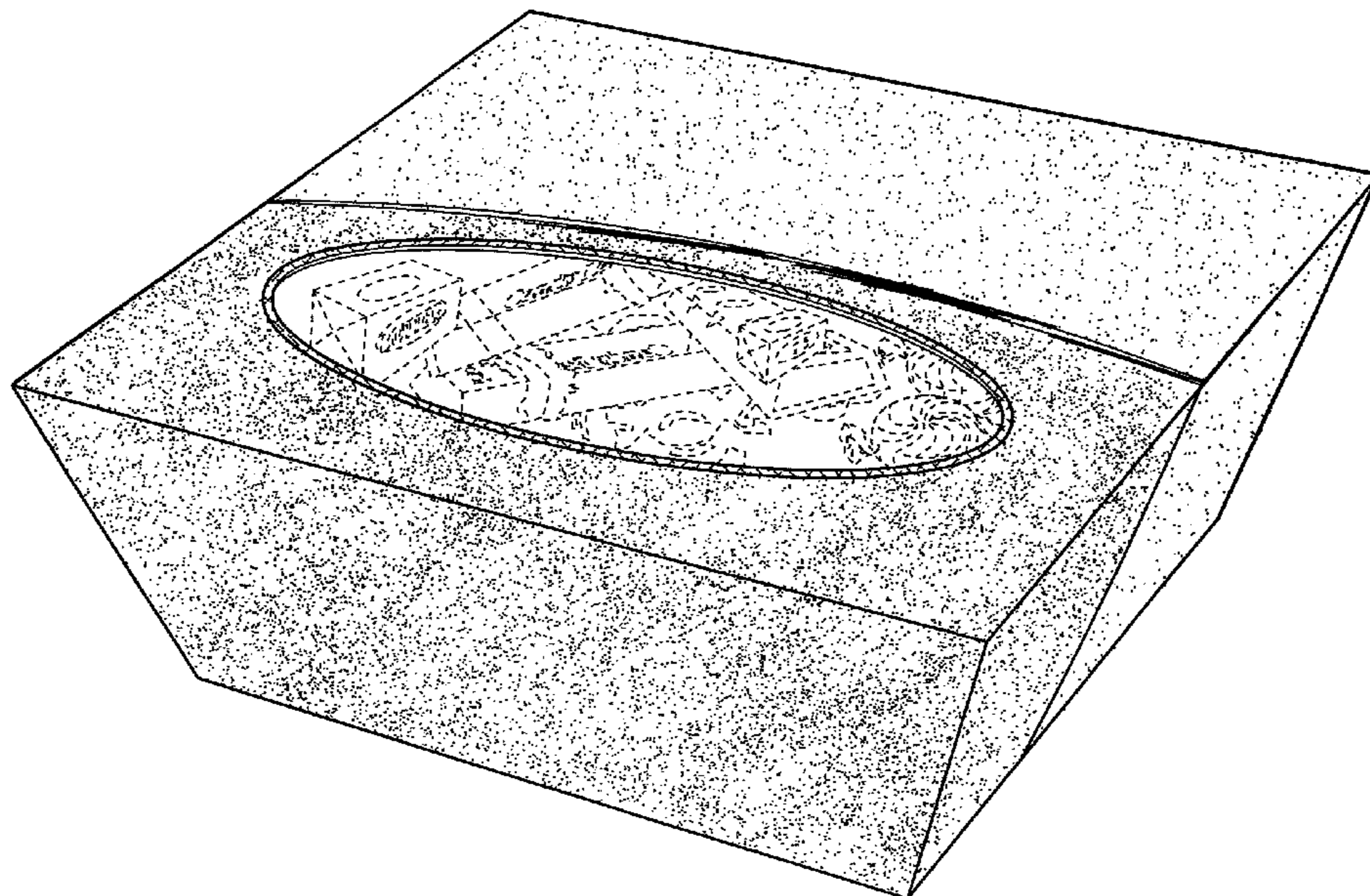
D103,666 S * 3/1937 Brogden D9/431
D106,826 S * 11/1937 Dieffenbach D9/418
D284,943 S * 8/1986 Webinger D9/416
D285,777 S * 9/1986 Forbes, Jr. D9/416
D329,376 S * 9/1992 Burd D9/418
D382,476 S * 8/1997 Bell D9/629
D428,210 S * 7/2000 Gavin D28/83
D462,264 S * 9/2002 Barr et al. D9/416

FIG. 6 is a front elevational view thereof; and,

FIG. 7 is a rear elevational view thereof.

The surface areas on the various drawing views having stippled shading of contrasting densities indicate areas of contrasting color on the confectionary box and form part of the claimed design. The contents of the box shown in broken lines in FIGS. 1 and 2 form no part of the claimed design.

1 Claim, 5 Drawing Sheets



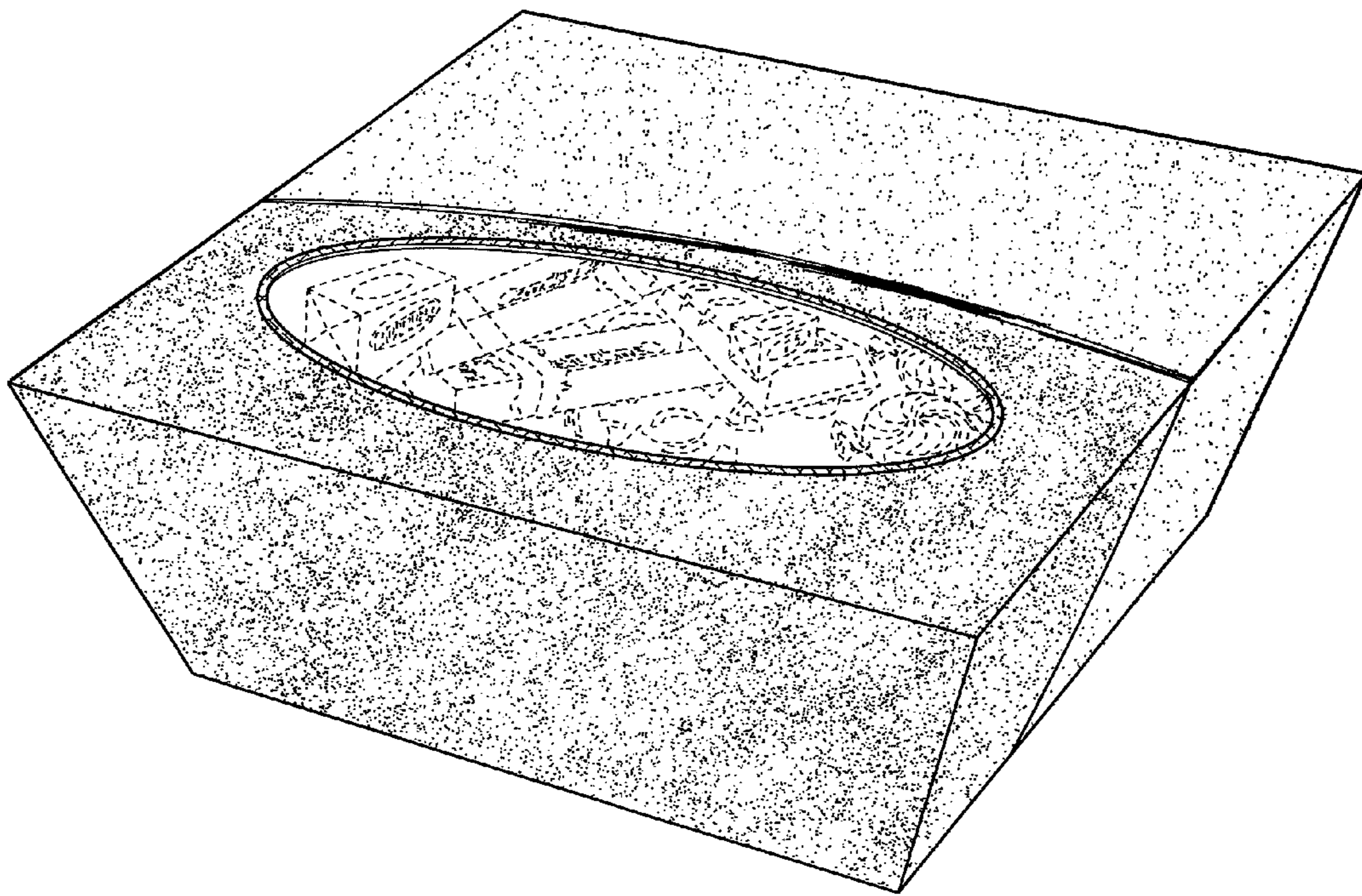


FIG. 1

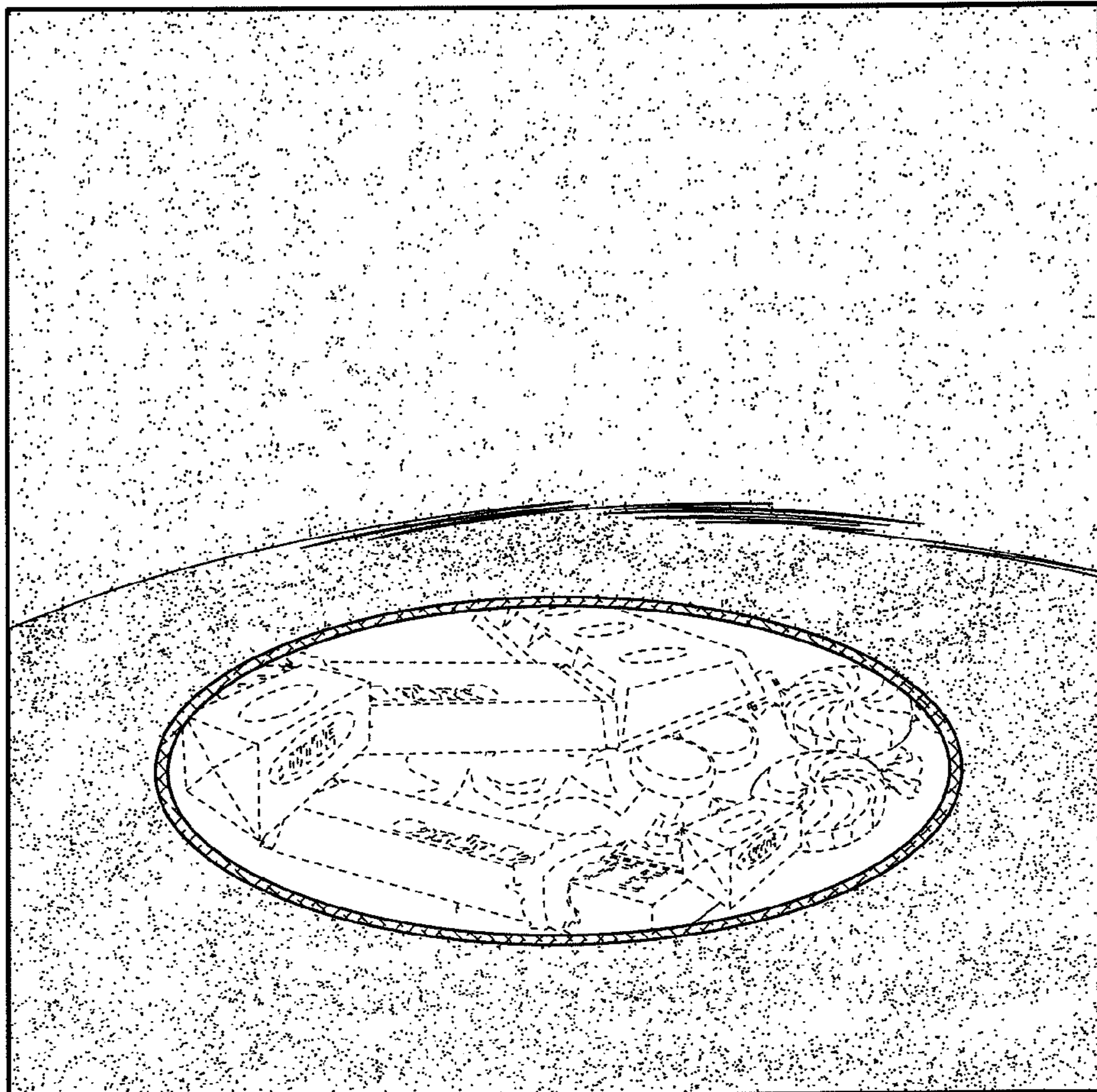


FIG. 2




FIG. 3

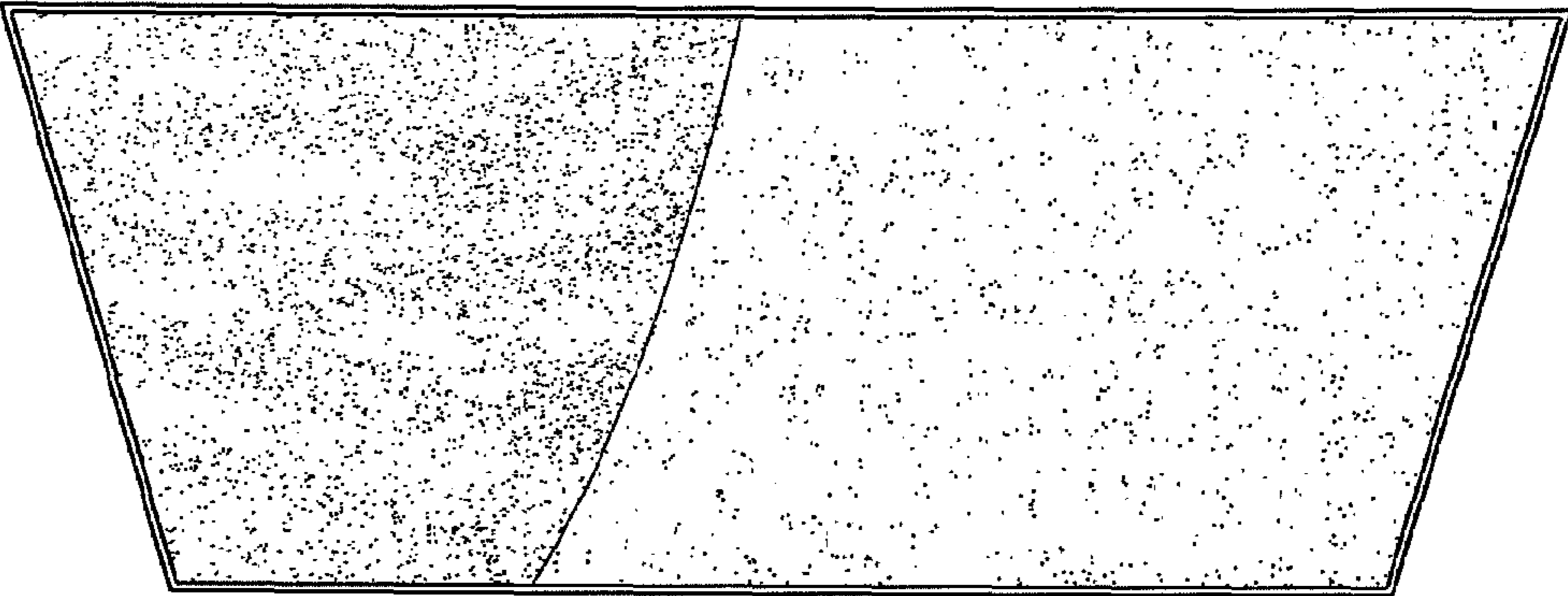


FIG. 4

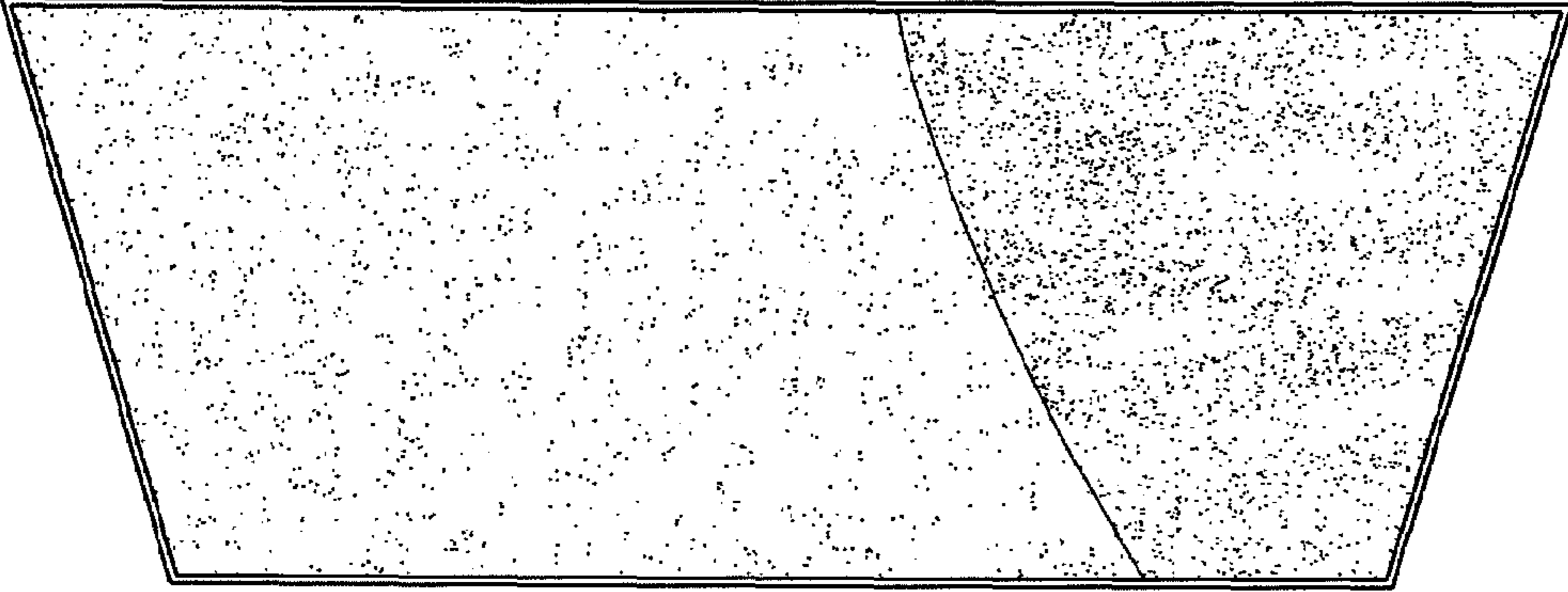


FIG. 5




FIG. 6

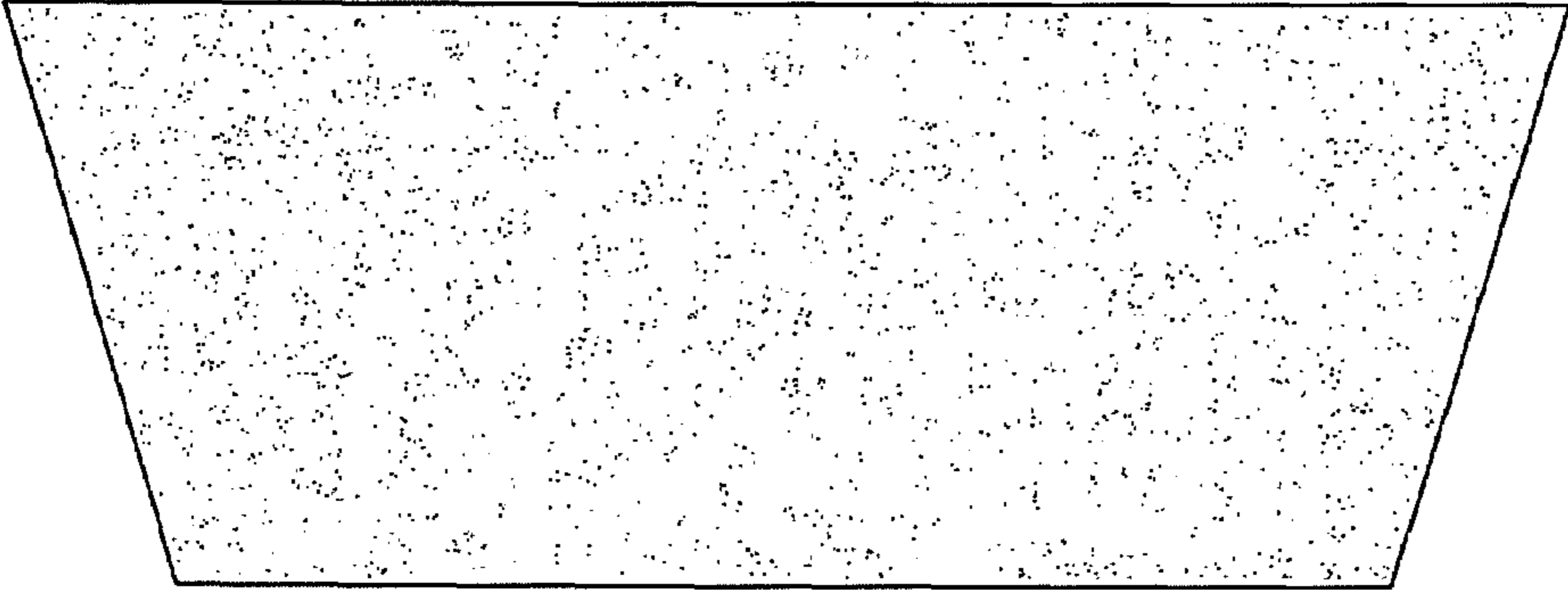


FIG. 7