



US00D571639S

(12) **United States Design Patent**
Whitney, Jr.

(10) **Patent No.:** **US D571,639 S**
(45) **Date of Patent:** **** Jun. 24, 2008**

(54) **ESCUTCHEON**

(75) **Inventor:** **Charlie E. Whitney, Jr.**, East
Wenatchee, WA (US)

(73) **Assignee:** **Accor Technology, Inc.**, Bellevue, WA
(US)

(**) **Term:** **14 Years**

(21) **Appl. No.:** **29/277,573**

(22) **Filed:** **Mar. 1, 2007**

(51) **LOC (8) Cl.** **11-05**

(52) **U.S. Cl.** **D8/352**

(58) **Field of Classification Search** D8/350–353,
D8/399; D13/156, 177, 152, 154, 158, 173,
D13/169, 171, 139.1–139.8, 146, 147; D25/60;
D23/254, 249, 270; D14/159; 292/357;
248/27.3; 174/66, 67, 55, 58, 535; 200/303;
220/241, 3.92, 3.5–3.8, 242; 439/536, 535,
439/892

See application file for complete search history.

(56) **References Cited**

U.S. PATENT DOCUMENTS

1,808,048	A *	6/1931	Lowe	292/356
D164,606	S *	9/1951	Schlage	D8/352
3,155,808	A *	11/1964	Wiley	200/330
D212,905	S *	12/1968	Clayton	D8/352
D227,856	S *	7/1973	Tegner	D8/352
D269,852	S *	7/1983	Friberg	D8/399
D305,927	S *	2/1990	Linderman et al.	D23/249
D310,324	S *	9/1990	Bernacchi et al.	D8/399
D322,926	S *	1/1992	Kolada et al.	D8/352
D328,210	S *	7/1992	Callon	D6/511

D365,084	S *	12/1995	Suski et al.	D13/154
D403,750	S *	1/1999	Fabian	D23/254
D412,203	S *	7/1999	Pitsch et al.	D23/254
D420,106	S *	2/2000	Green	D23/254
6,065,491	A *	5/2000	Rider	137/360
D473,934	S *	4/2003	Singtoroj	D23/254
D486,559	S *	2/2004	Otero	D23/254
D496,337	S *	9/2004	Kaizu et al.	D13/173
7,152,442	B2 *	12/2006	Char et al.	70/107
D548,581	S *	8/2007	Du Rousseau	D8/399
2004/0221892	A1 *	11/2004	Erickson	137/359
2005/0023846	A1 *	2/2005	Eller et al.	292/357
2006/0231140	A1 *	10/2006	McNerney	137/360

* cited by examiner

Primary Examiner—Stella M. Reid

Assistant Examiner—Mark A Goodwin

(74) *Attorney, Agent, or Firm*—Davis Wright Tremaine LLP;
George C. Rondeau, Jr.

(57) **CLAIM**

The ornamental design for an escutcheon, as shown and described.

DESCRIPTION

FIG. 1 is a front perspective view of an escutcheon showing my new design.

FIG. 2 is a rear perspective view thereof.

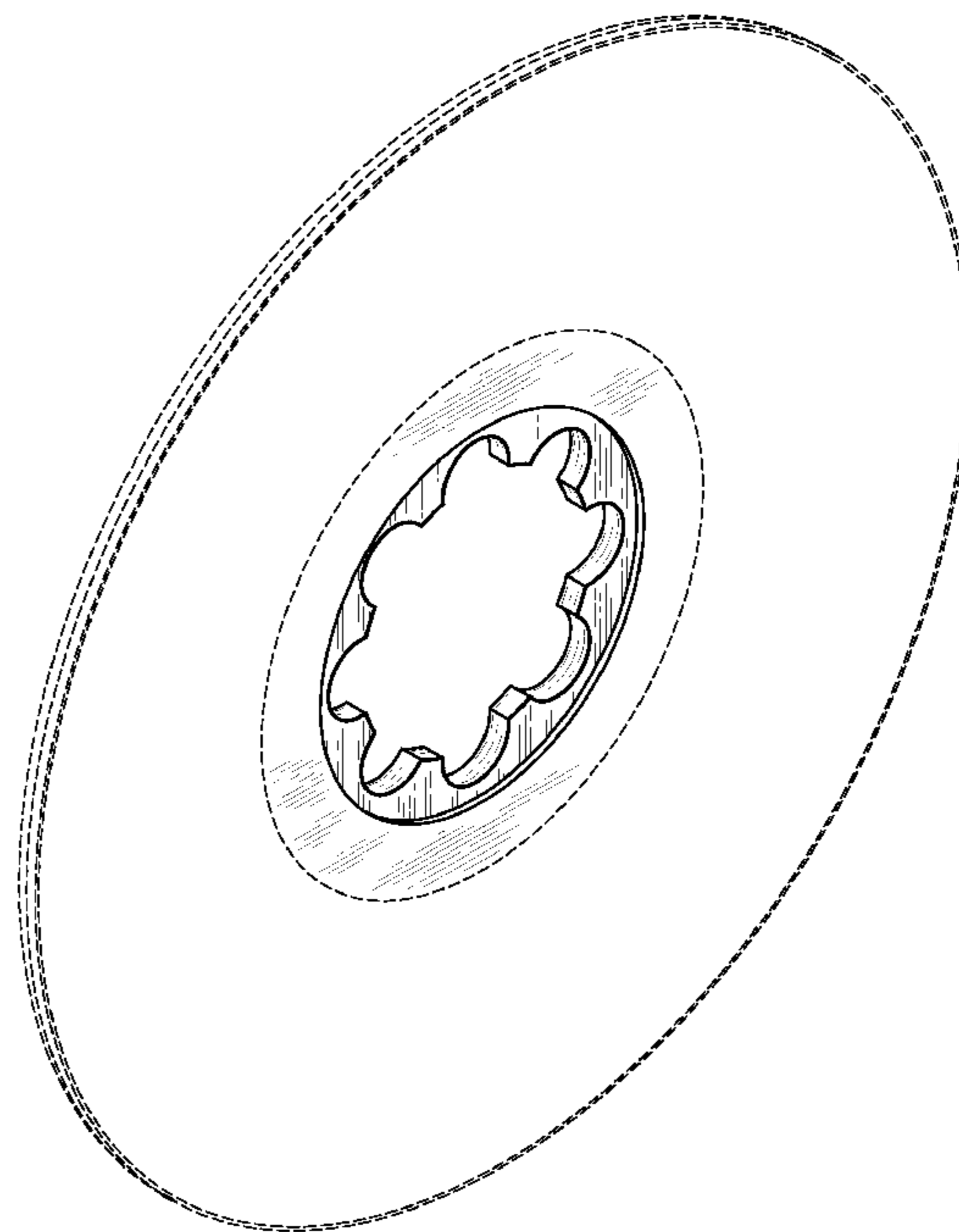
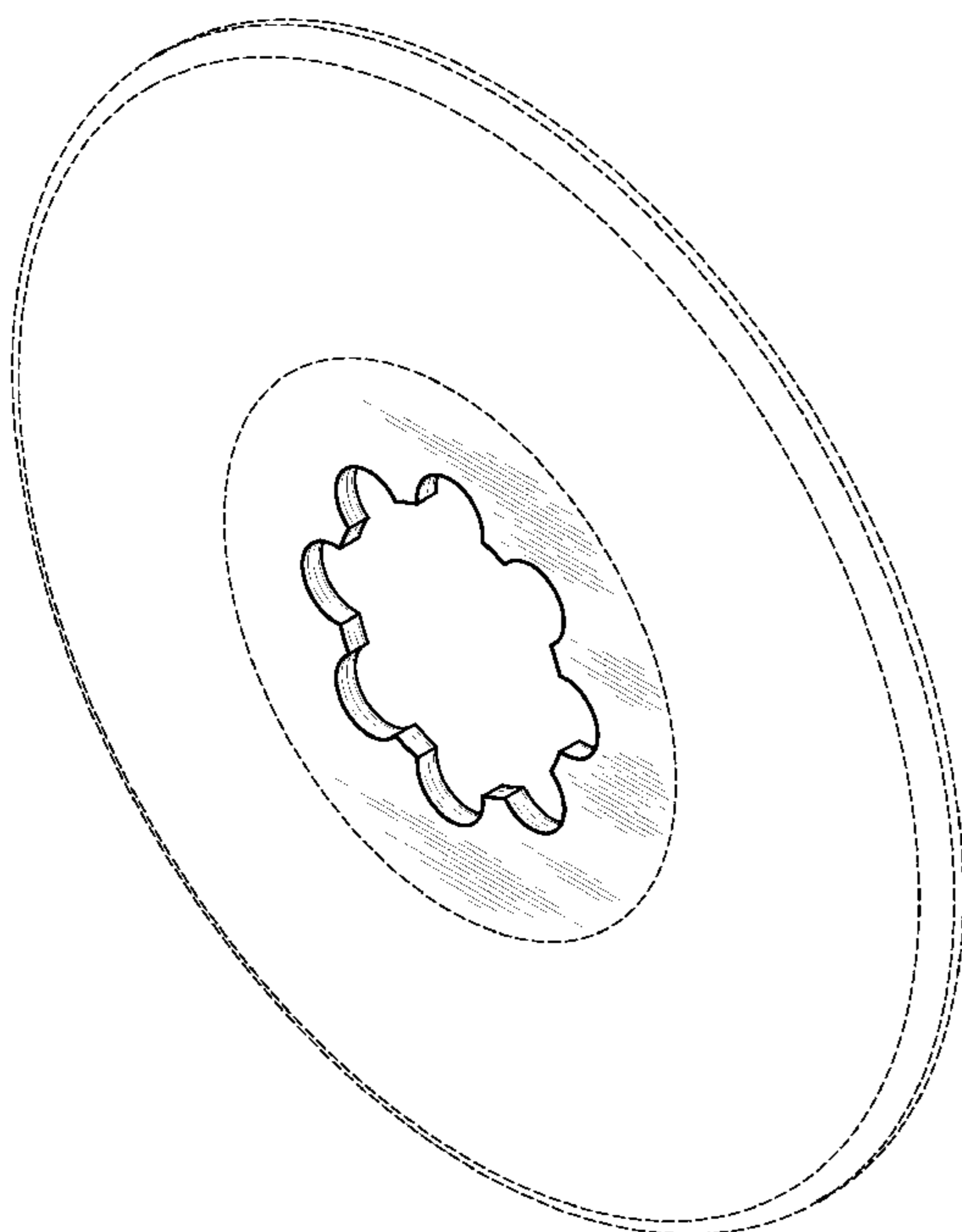
FIG. 3 is a front elevational view thereof.

FIG. 4 is a rear elevational view thereof; and,

FIG. 5 is a side elevational view thereof.

The broken lines are for illustrative purposes only and form no part of the claimed design.

1 Claim, 3 Drawing Sheets



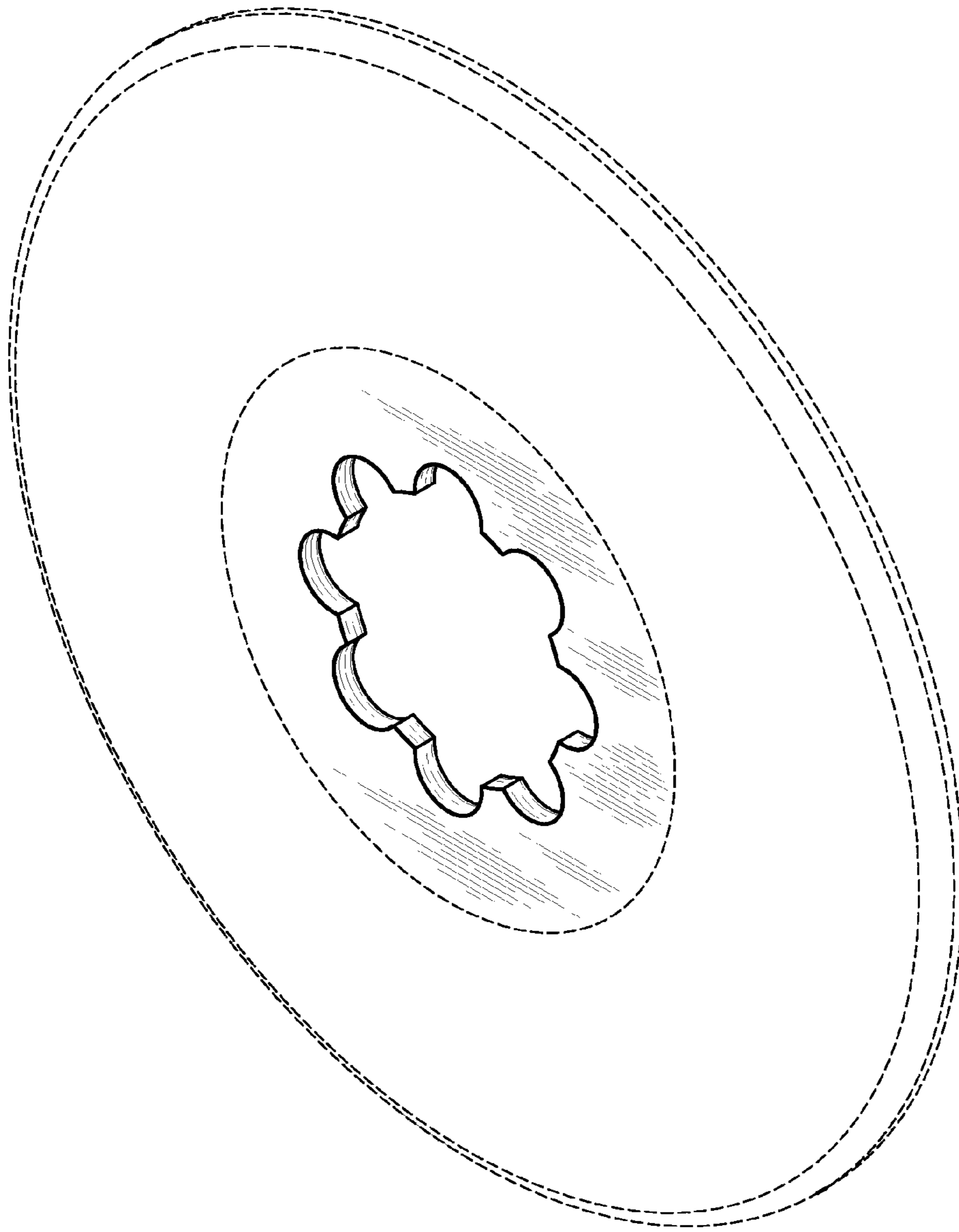


Fig. 1

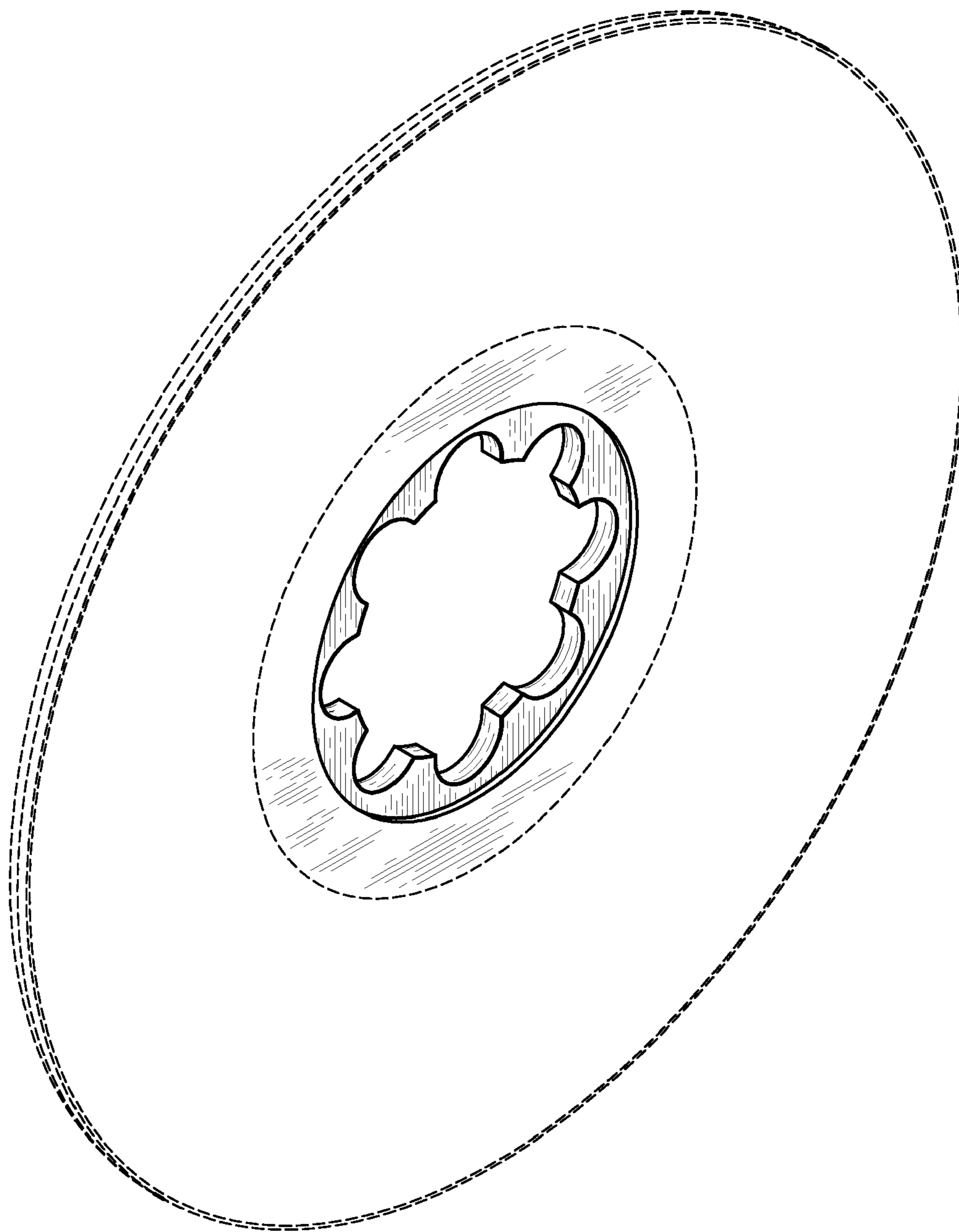


Fig. 2

Fig. 3

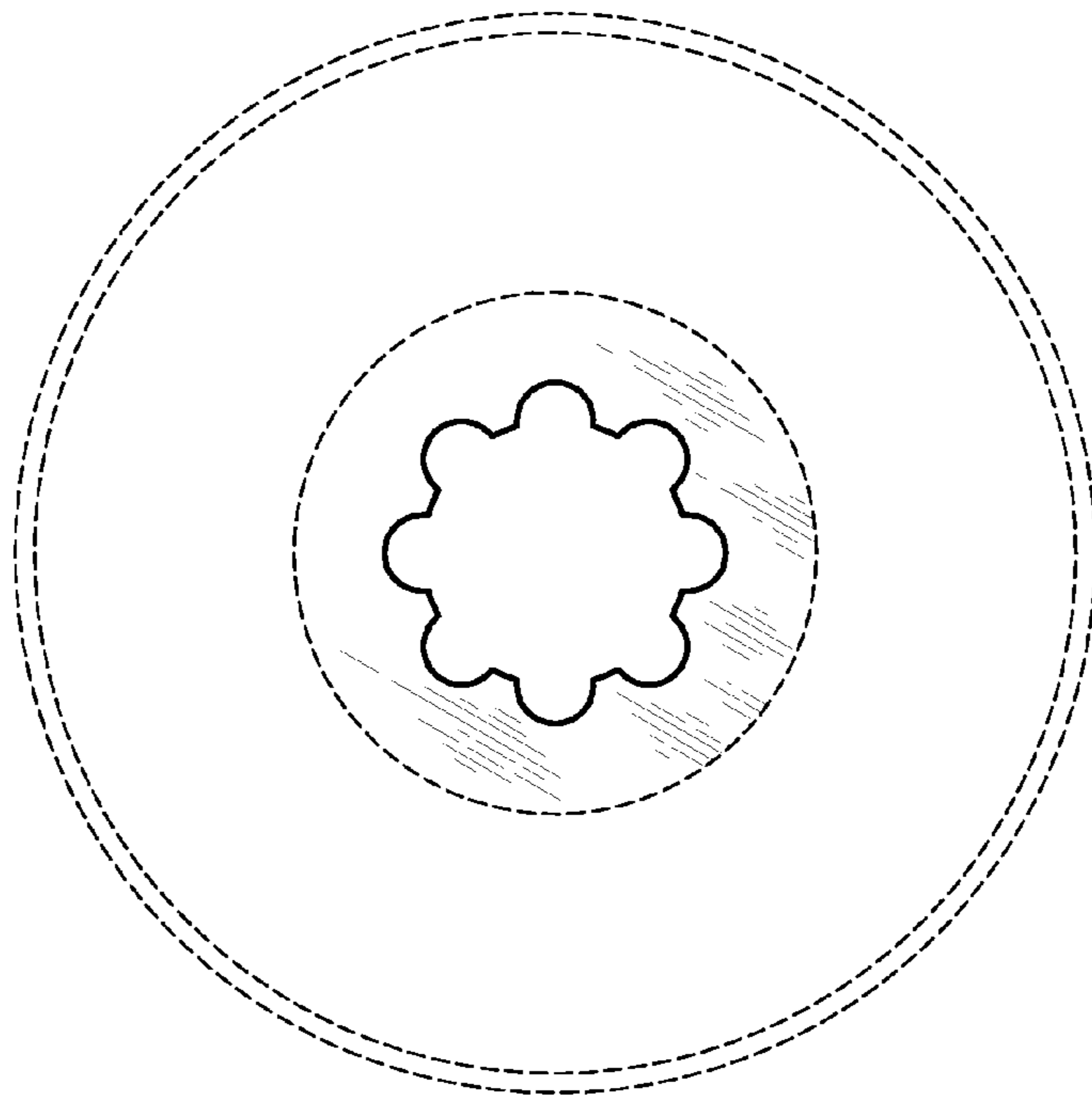


Fig. 4

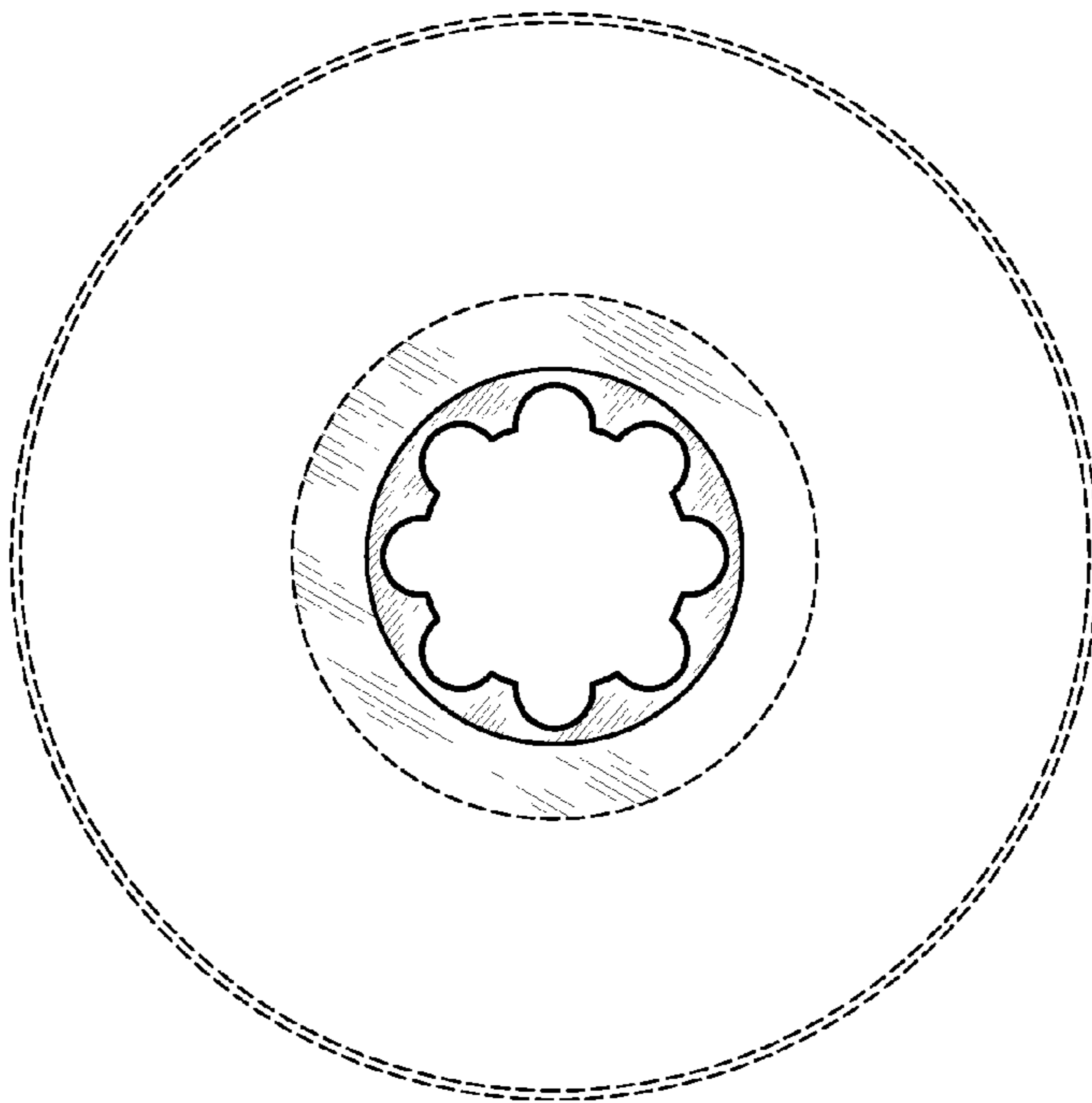


Fig. 5

