



US00D571633S

(12) **United States Design Patent**
Shuman et al.

(10) **Patent No.:** **US D571,633 S**

(45) **Date of Patent:** **** Jun. 24, 2008**

(54) **METAL HANDLE**

(75) Inventors: **Marc Shuman**, Bellmore, NY (US);
John Maxworthy, Merrick, NY (US)

(73) Assignee: **Garage Tek, Inc.**, Syosset, NY (US)

(**) Term: **14 Years**

(21) Appl. No.: **29/286,582**

(22) Filed: **May 11, 2007**

(51) **LOC (8) Cl.** **08-06**

(52) **U.S. Cl.** **D8/313; D8/300**

(58) **Field of Classification Search** D8/200,
D8/313, 314, 315, 316, 319, 320, DIG. 1,
D8/DIG. 5, DIG. 6, DIG. 7, 373; D99/11;
D6/410, 411, 412, 549, 553; D15/81, 85,
D15/89; 16/110.1, 414-419, 441, 443-445;
40/617

See application file for complete search history.

(56) **References Cited**

U.S. PATENT DOCUMENTS

D94,120 S * 12/1934 De Vries D8/313
D103,024 S * 2/1937 Loewy D8/316

D199,731 S * 12/1964 Fountain D8/316
D355,788 S * 2/1995 Irvin D6/410
D545,170 S * 6/2007 Sato D8/313
D553,961 S * 10/2007 Sato D8/373

* cited by examiner

Primary Examiner—Paula A Greene

(74) *Attorney, Agent, or Firm*—Collard & Roe, P.C.

(57) **CLAIM**

The ornamental design for a metal handle, as shown and described.

DESCRIPTION

FIG. 1 shows a front side view of our design for a metal handle;

FIG. 2 shows a back side view thereof;

FIG. 3 shows a top side view thereof;

FIG. 4 shows a bottom side view thereof;

FIG. 5 shows a left side view thereof;

FIG. 6 shows a right side view thereof; and,

FIG. 7 shows a front perspective view thereof.

1 Claim, 2 Drawing Sheets






FIG. 1




FIG. 2



FIG. 3




FIG. 4

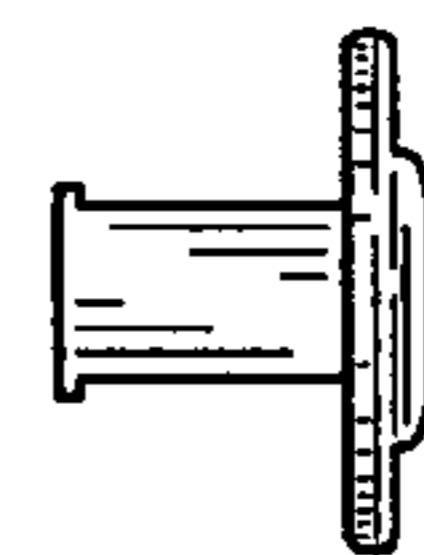


FIG. 5

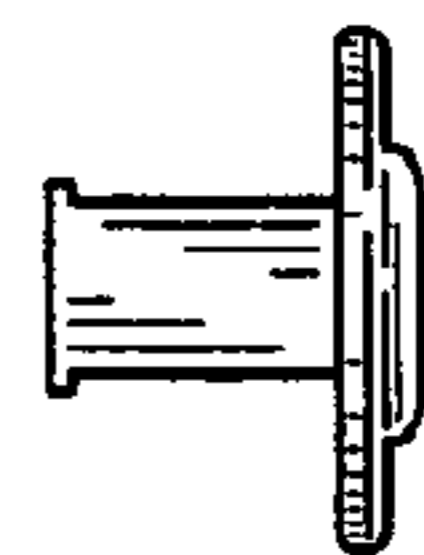


FIG. 6

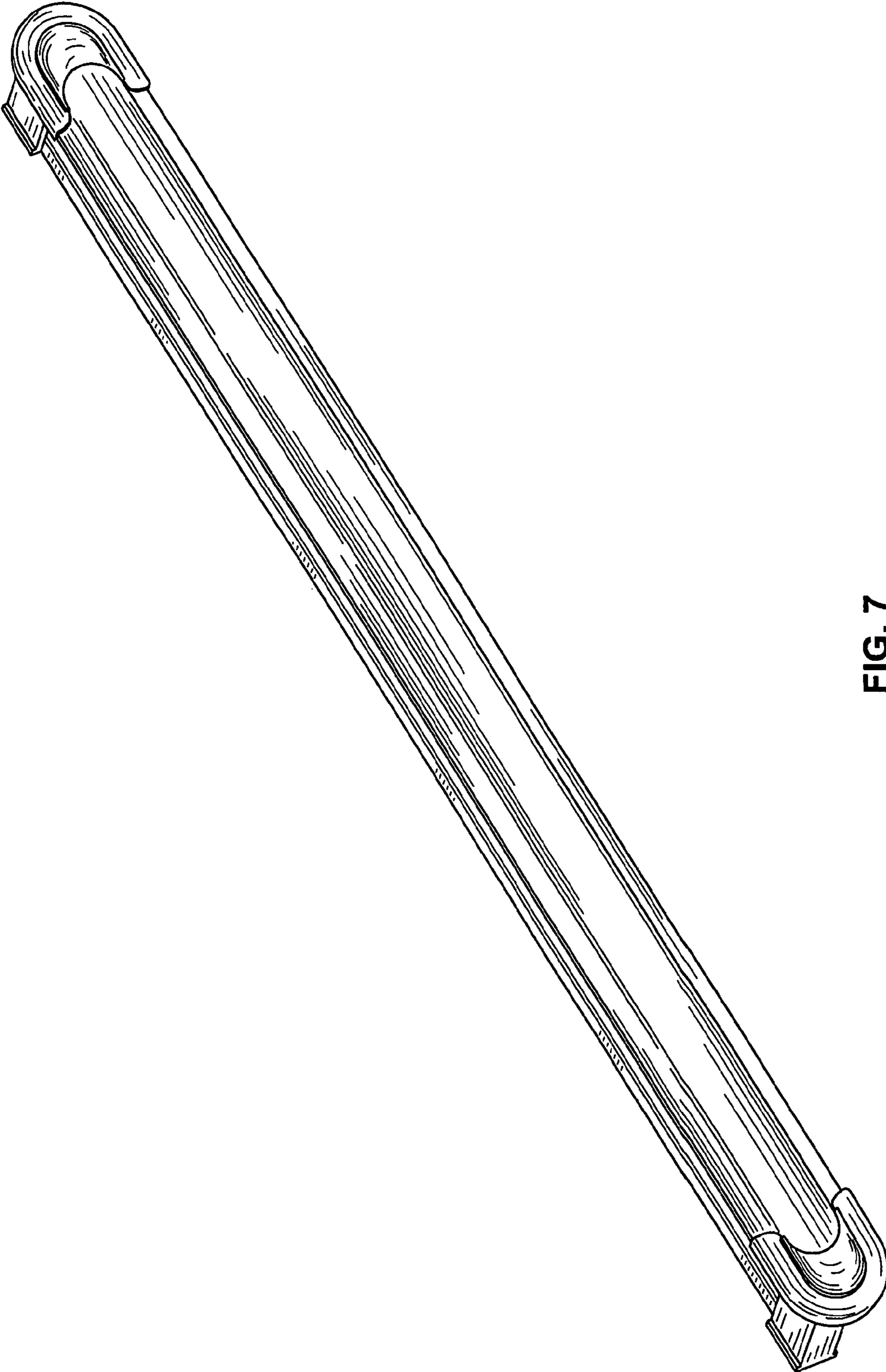


FIG. 7