



US00D571613S

(12) **United States Design Patent**
Gilbert et al.

(10) **Patent No.:** **US D571,613 S**
(45) **Date of Patent:** **** Jun. 24, 2008**

(54) **BEVERAGE CONTAINER**
(75) Inventors: **Tyler Sean Gilbert**, Bellevue, WA (US);
Christopher Alviar, Seattle, WA (US)
(73) Assignee: **Pacific Market International, LLC**,
Seattle, WA (US)

D511,072 S * 11/2005 Trombly D7/533
D512,269 S * 12/2005 Trombly D7/510
D530,154 S * 10/2006 Zerillo et al. D7/533
D531,454 S * 11/2006 Zerillo et al. D7/533
D554,505 S 11/2007 Gilbert
D562,076 S * 2/2008 Sandberg D7/533

(**) Term: **14 Years**
(21) Appl. No.: **29/276,810**
(22) Filed: **Feb. 6, 2007**

OTHER PUBLICATIONS
U.S. Appl. No. 29/264,946, filed Aug. 21, 2006, Wahl.
U.S. Appl. No. 29/276,810, filed Feb. 6, 2007, Gilbert.

* cited by examiner

(51) **LOC (8) Cl.** **07-01**
(52) **U.S. Cl.** **D7/533; D7/510; D7/511;**
D7/509
(58) **Field of Classification Search** **D7/500,**
D7/509-511, 533, 536, 622, 317, 318, 396.2,
D7/598; D9/500; 220/703, 710.5, 711, 592.16,
220/592.17, 4.01; 215/387, 363, DIG. 7
See application file for complete search history.

Primary Examiner—Philip Hyder
Assistant Examiner—Cynthia Underwood
(74) *Attorney, Agent, or Firm*—Davis Wright Tremaine LLP;
George C. Rondeau, Jr.

(57) **CLAIM**

The ornamental design for a beverage container, as shown and described.

(56) **References Cited**

DESCRIPTION

U.S. PATENT DOCUMENTS

3,184,110 A * 5/1965 Gombar et al. 222/86
D225,792 S * 1/1973 Fritsche D7/533
D231,068 S * 4/1974 Douglas D7/533
5,118,014 A * 6/1992 Hestehave et al. 222/472
D386,948 S 12/1997 Wissinger
D394,187 S 5/1998 Orrico et al.
D425,758 S * 5/2000 Freed D7/533
D434,275 S * 11/2000 Ginuntoli et al. D7/533
D442,736 S * 5/2001 McGilvray D27/118
D496,827 S * 10/2004 Bodum D7/533

FIG. 1 is a top right isometric view of a beverage container showing our new design.

FIG. 2 is a front elevational view thereof.

FIG. 3 is a rear elevational view thereof.

FIG. 4 is a right side elevational view thereof.

FIG. 5 is a left side elevational view thereof.

FIG. 6 is a top plan view thereof; and,

FIG. 7 is a bottom plan view thereof.

1 Claim, 2 Drawing Sheets





Fig. 1

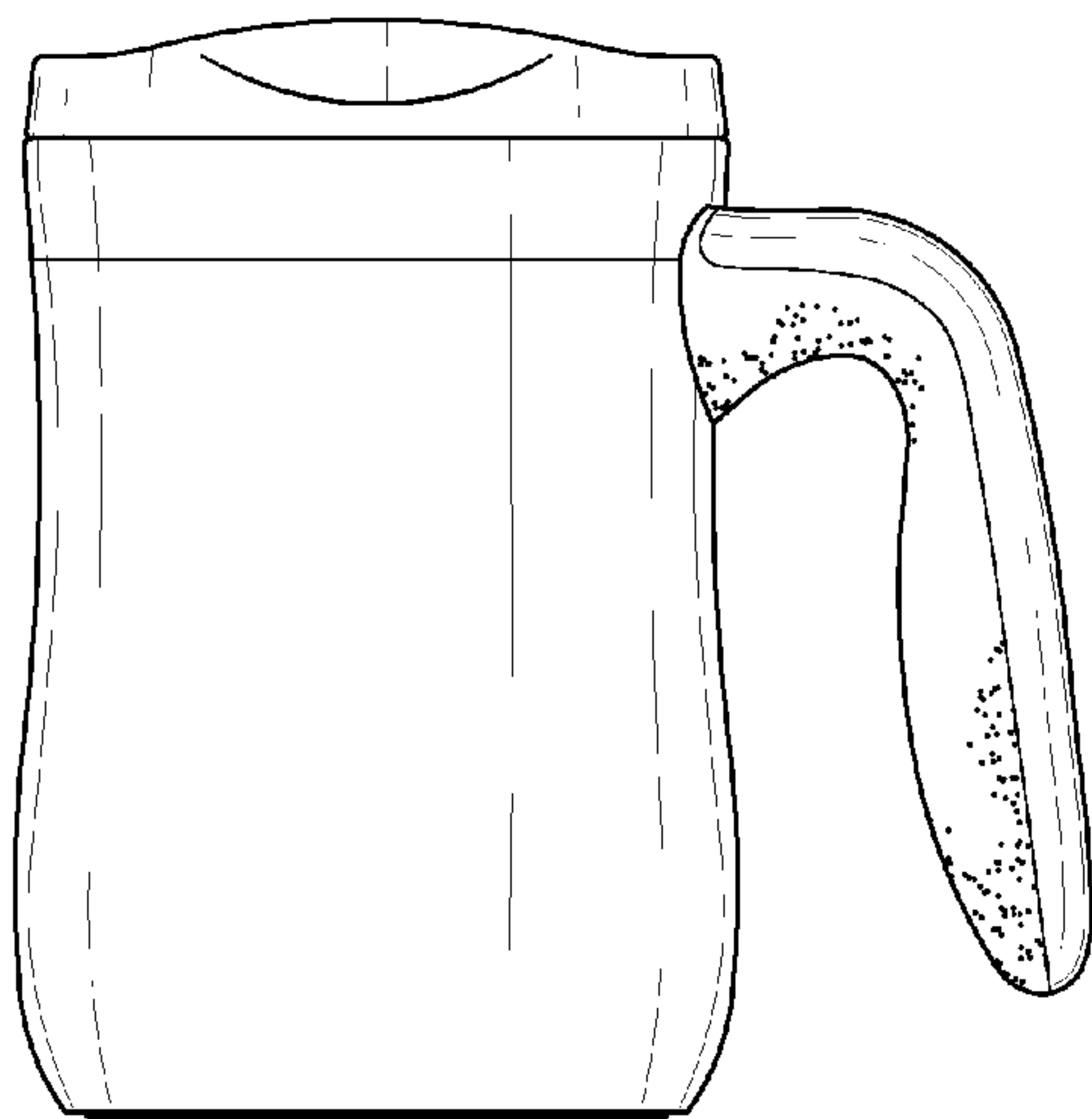


Fig. 2

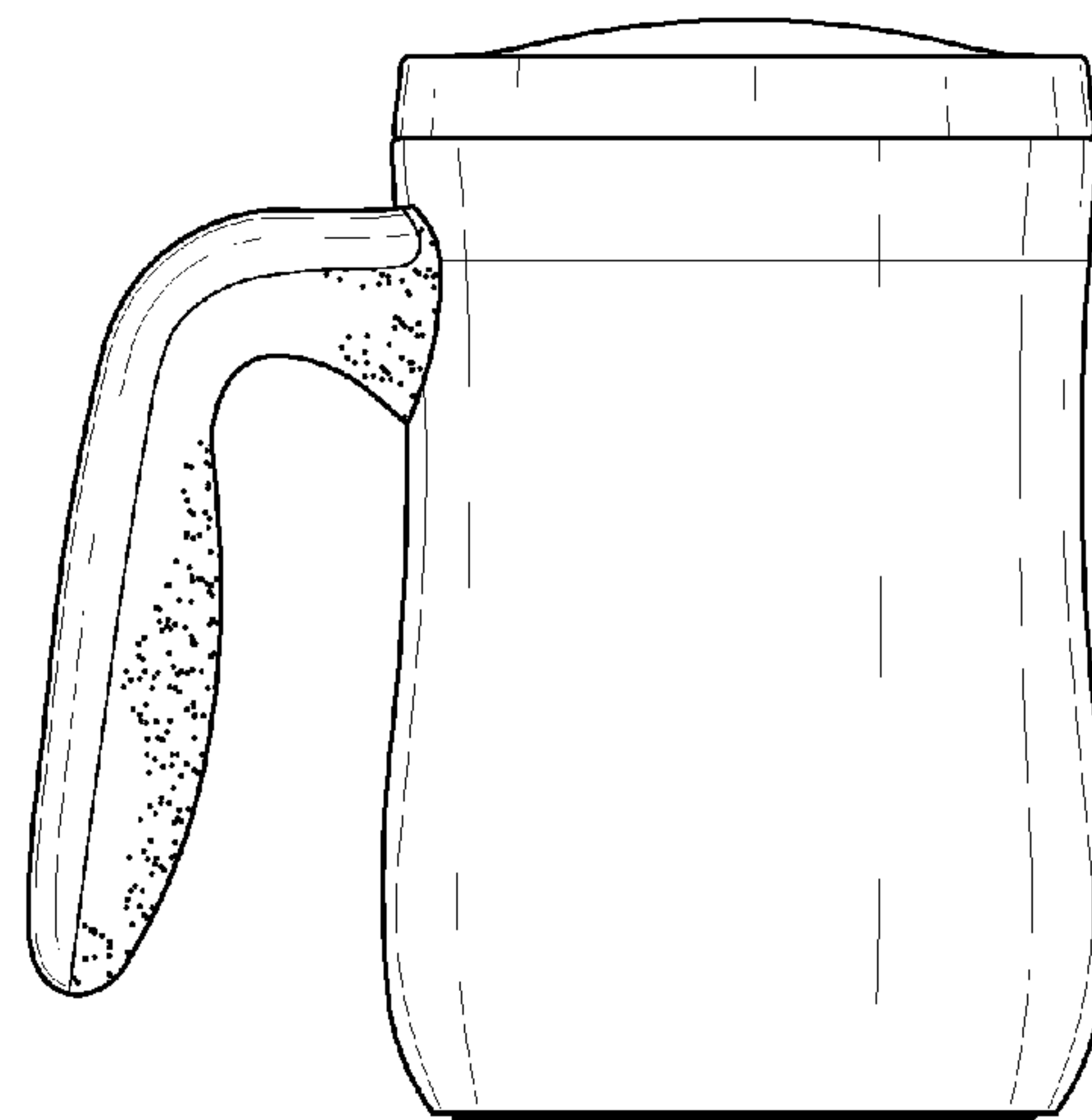


Fig. 3

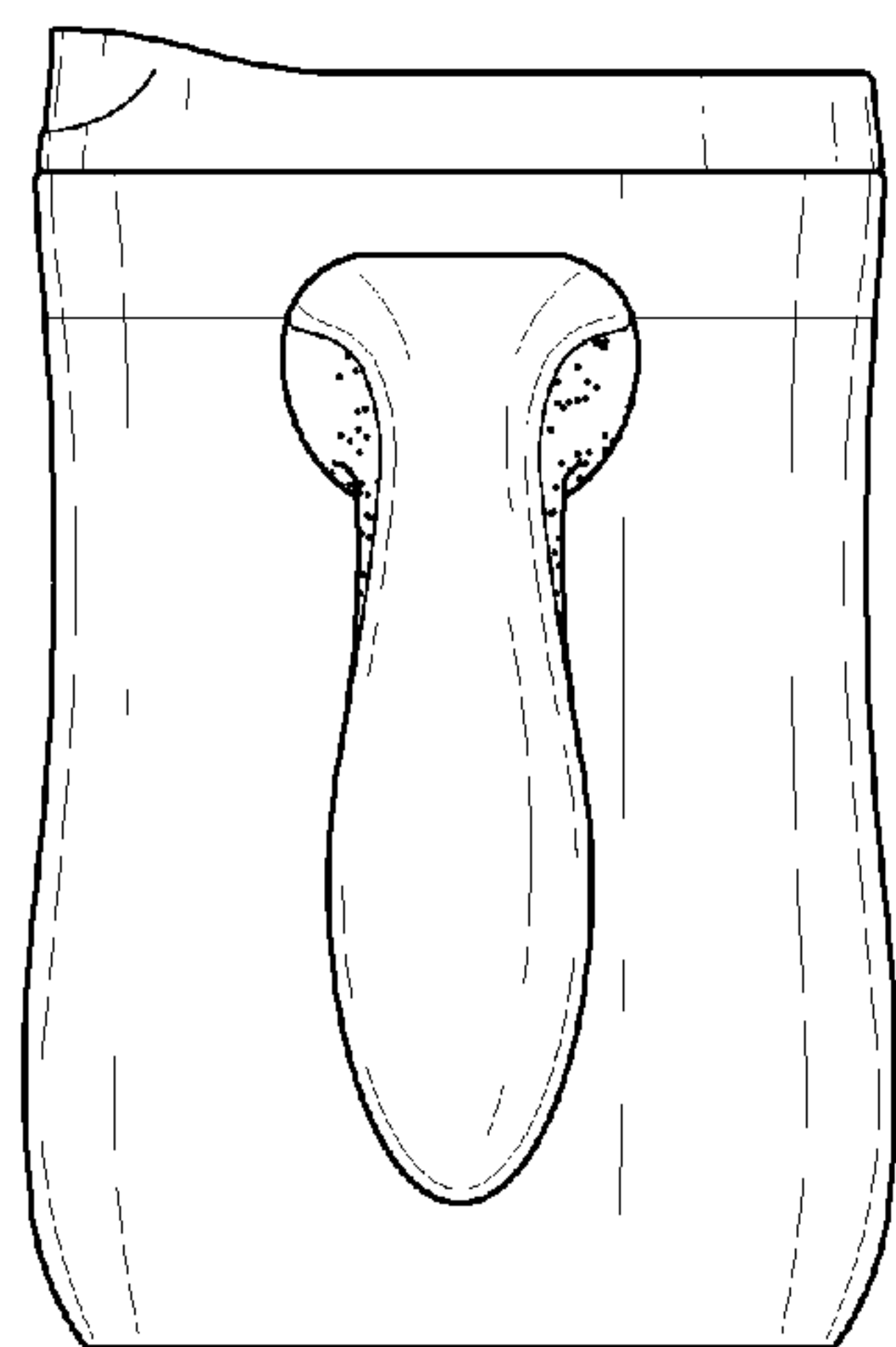


Fig. 4




Fig. 5

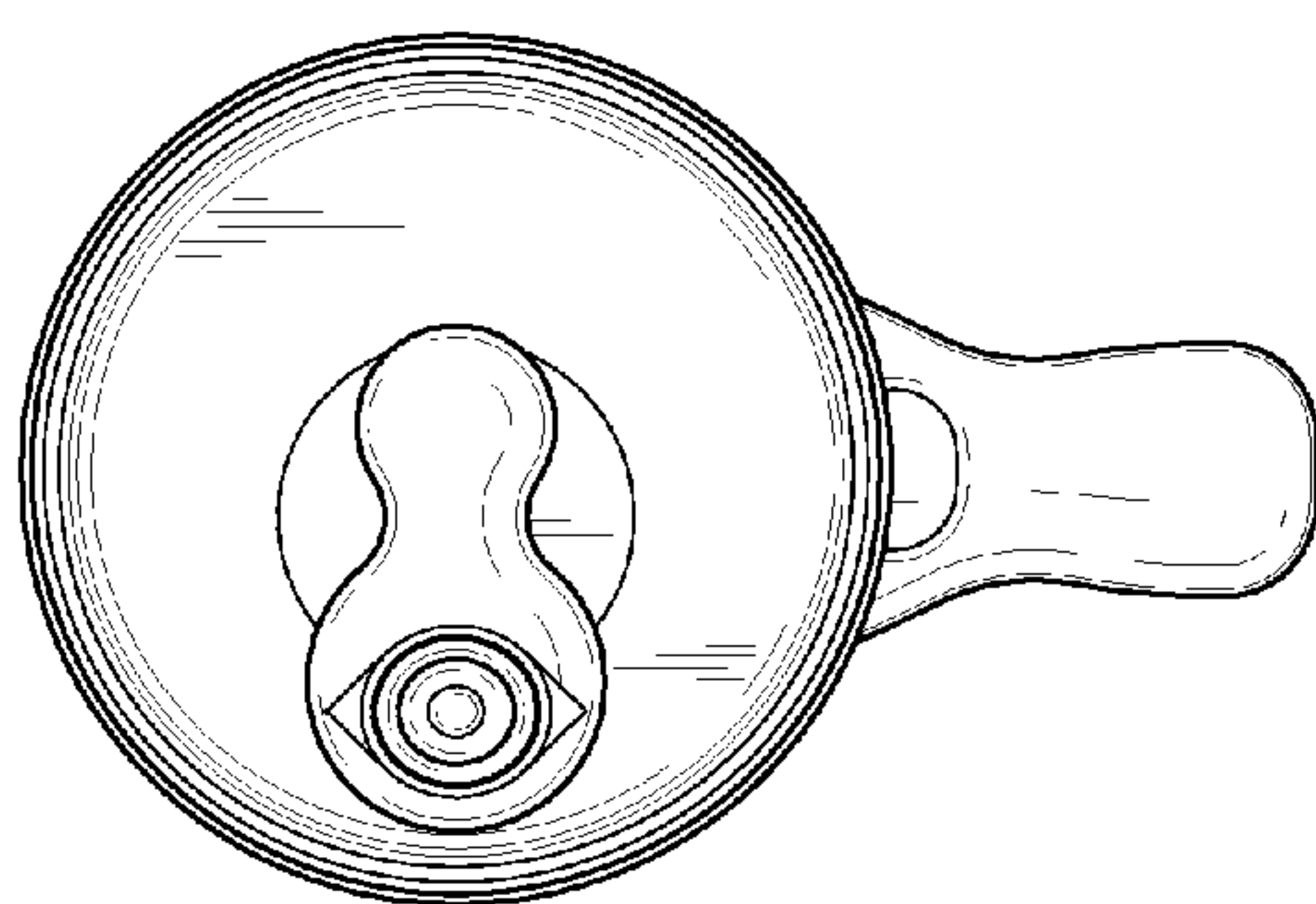


Fig. 6

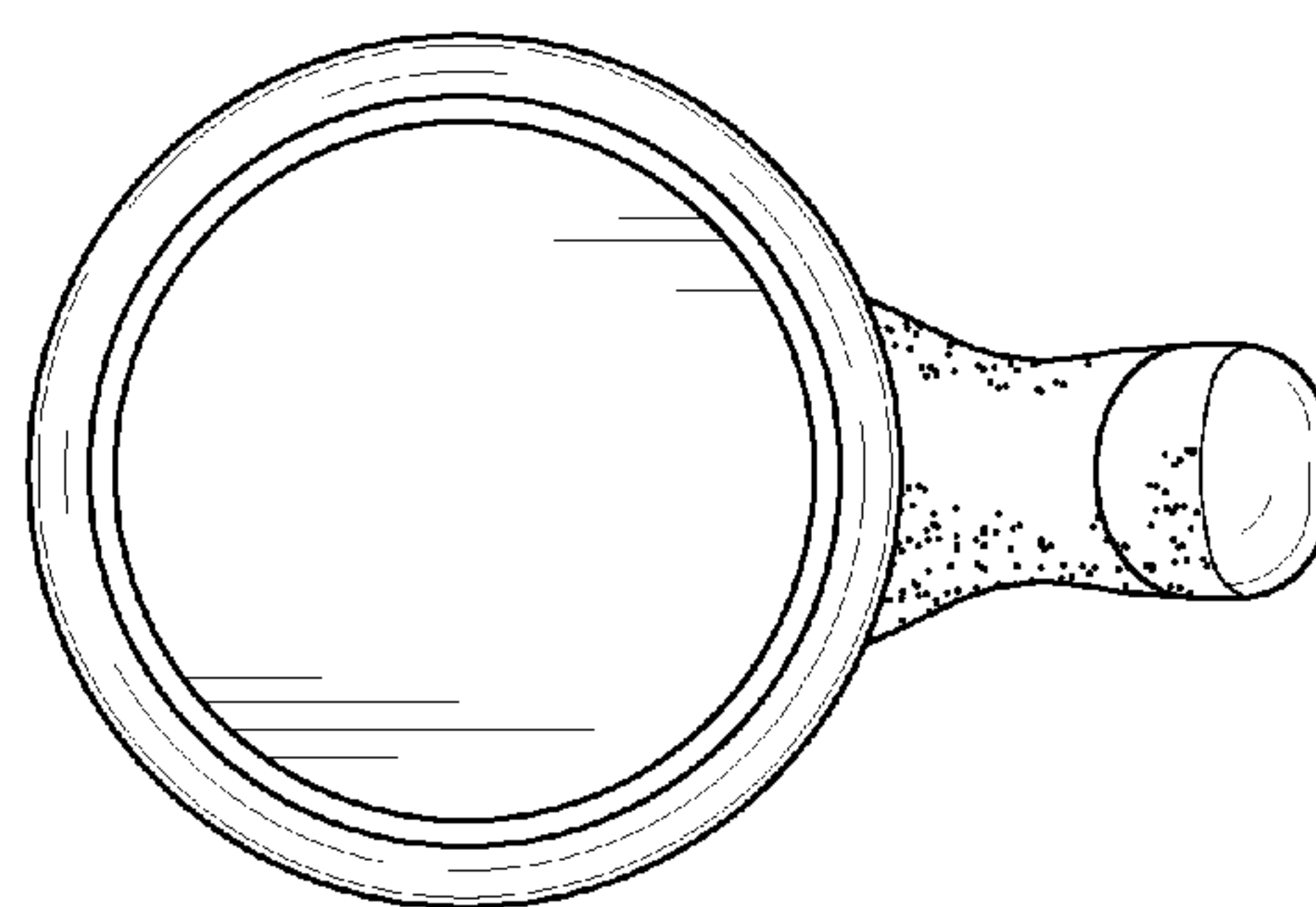


Fig. 7