



US00D571611S

(12) **United States Design Patent**
Ross

(10) **Patent No.:** **US D571,611 S**
(45) **Date of Patent:** **** Jun. 24, 2008**

(54) **HEATER**
(75) Inventor: **Peter Ross**, Stafford (GB)
(73) Assignee: **Ceramaspeed Limited** (GB)
(**) Term: **14 Years**
(21) Appl. No.: **29/285,126**
(22) Filed: **Mar. 21, 2007**

(30) **Foreign Application Priority Data**
Sep. 25, 2006 (EM) 000595269
(51) **LOC (8) Cl.** **07-02**
(52) **U.S. Cl.** **D7/407**
(58) **Field of Classification Search** D7/339-349,
D7/362-363, 402, 405-407; 126/211, 214 C,
126/214 D, 220, 221, 214 R; 219/450.1,
219/460.1, 463.1, 464.4, 465.1, 466.1; D23/415,
D23/417-419
See application file for complete search history.

(56) **References Cited**
U.S. PATENT DOCUMENTS
D270,805 S * 10/1983 Goldsworthy D7/363
D271,367 S * 11/1983 Goldsworthy D7/363
D395,198 S * 6/1998 Wania D7/407
6,518,549 B1 * 2/2003 Taylor et al. 219/450.1

D514,696 S * 2/2006 Taylor et al. D23/419
D516,713 S * 3/2006 Taylor et al. D23/419
D547,117 S * 7/2007 Ross D17/407
D557,981 S * 12/2007 Ross D7/407
D563,162 S * 3/2008 Ross D7/407

* cited by examiner

Primary Examiner—Robert A. Delehanty
Assistant Examiner—Mark Cavanna
(74) *Attorney, Agent, or Firm*—Ira S. Dorman

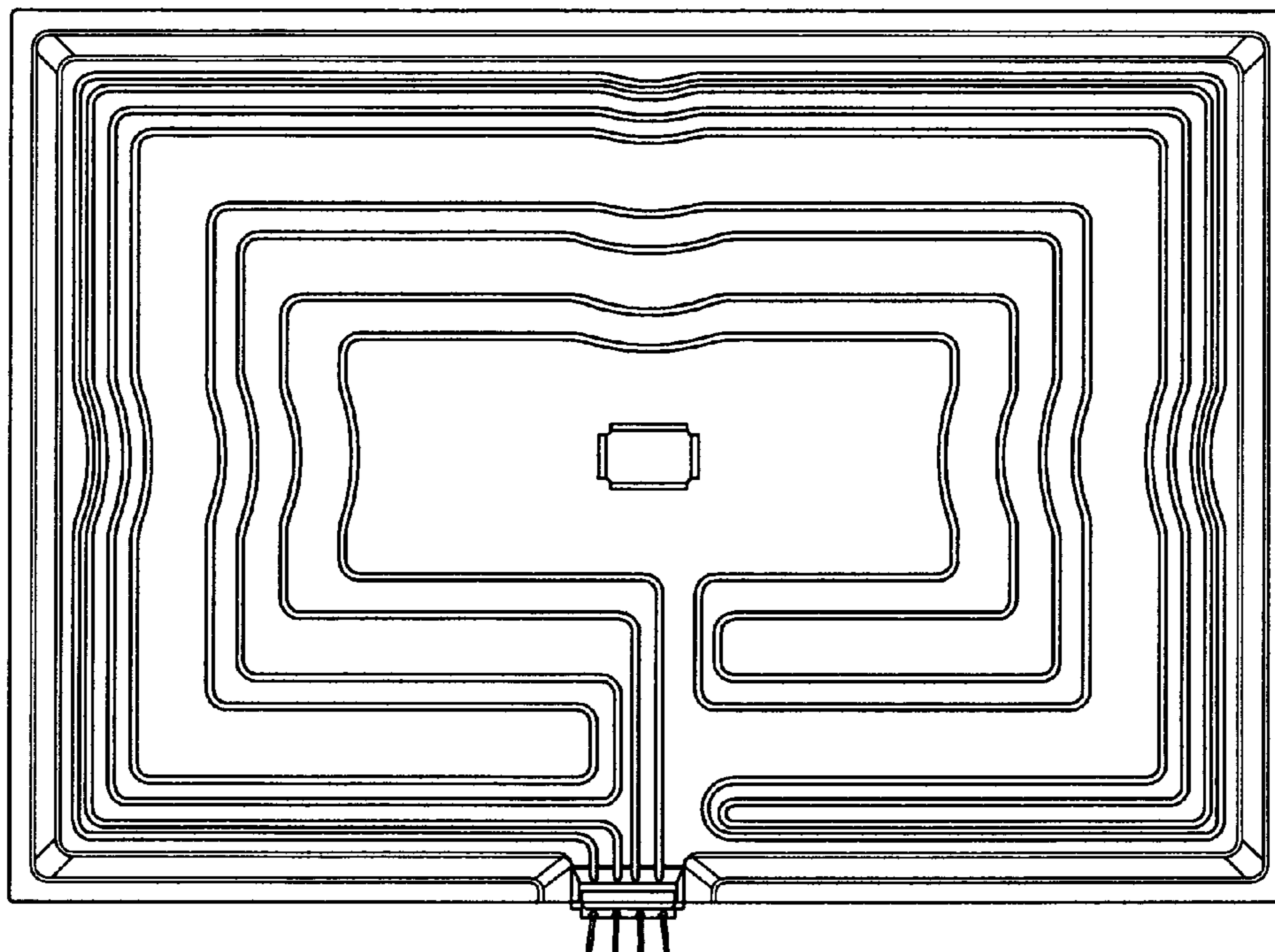
(57) **CLAIM**

The ornamental design for a heater, as shown and described.

DESCRIPTION

FIG. 1 is a top plan view of a heater showing my new design;
FIG. 2 is a first side elevational view of the heater shown in FIG. 1;
FIG. 3 is a second side elevational view of the heater shown in FIG. 1, the view being the opposite side to that shown in FIG. 2;
FIG. 4 is a rear elevational view of an inversion of the heater shown in FIG. 1;
FIG. 5 is a front elevational view of the heater shown in FIG. 1; and,
FIG. 6 is a bottom view of the heater shown in FIG. 1.

1 Claim, 4 Drawing Sheets



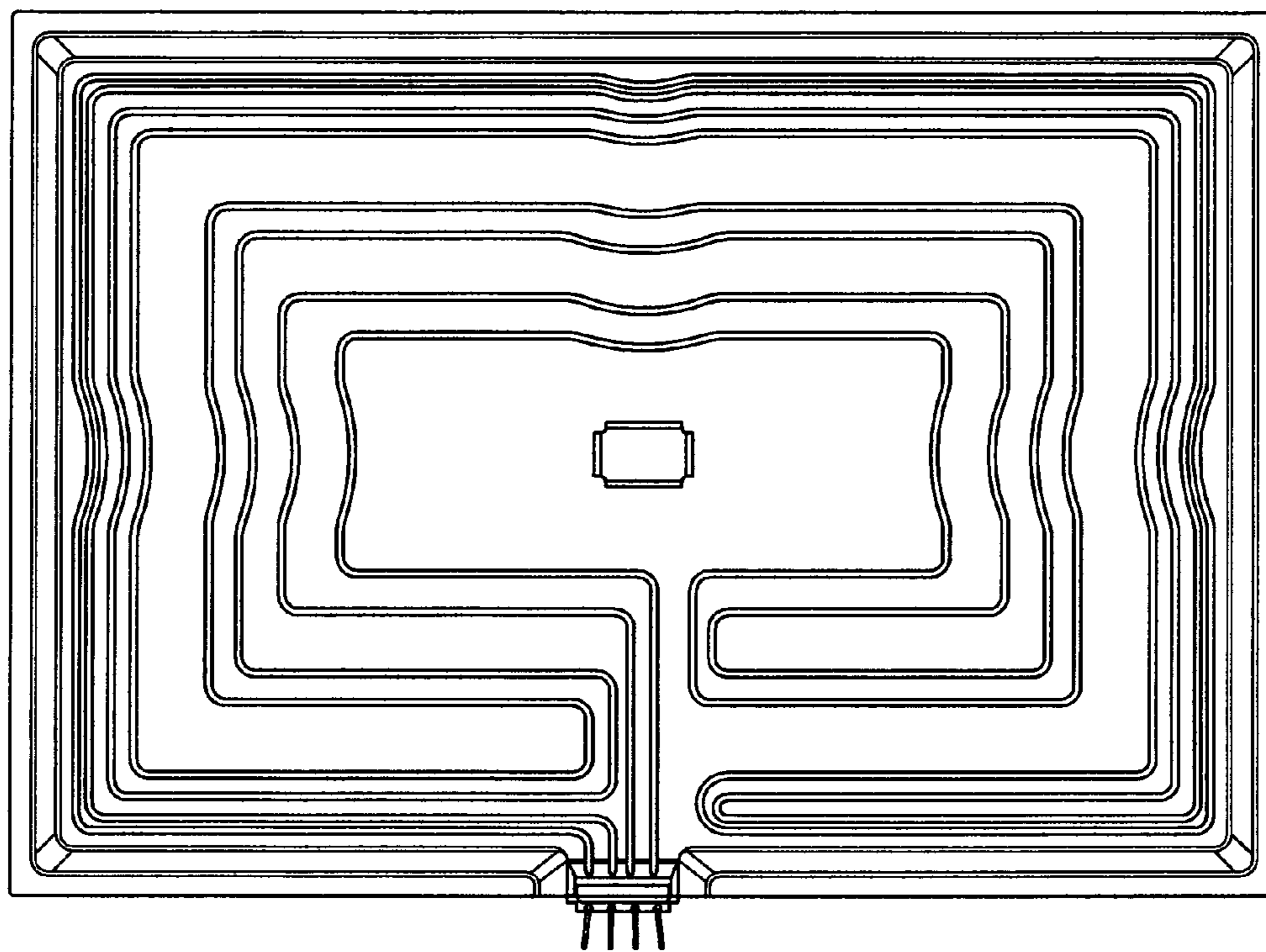


Fig 1




Fig 2

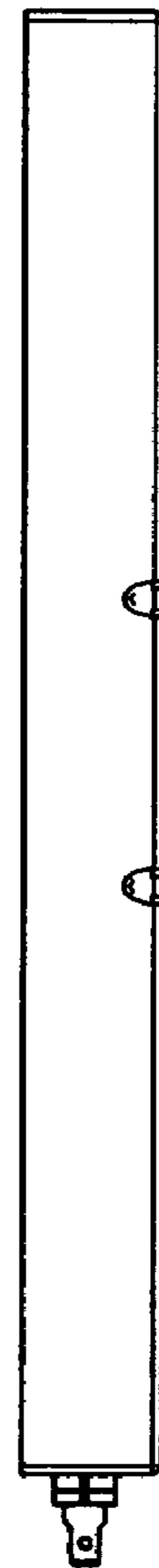


Fig 3



Fig 4

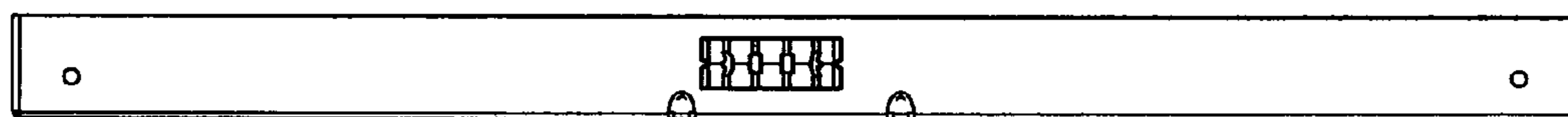


Fig 5

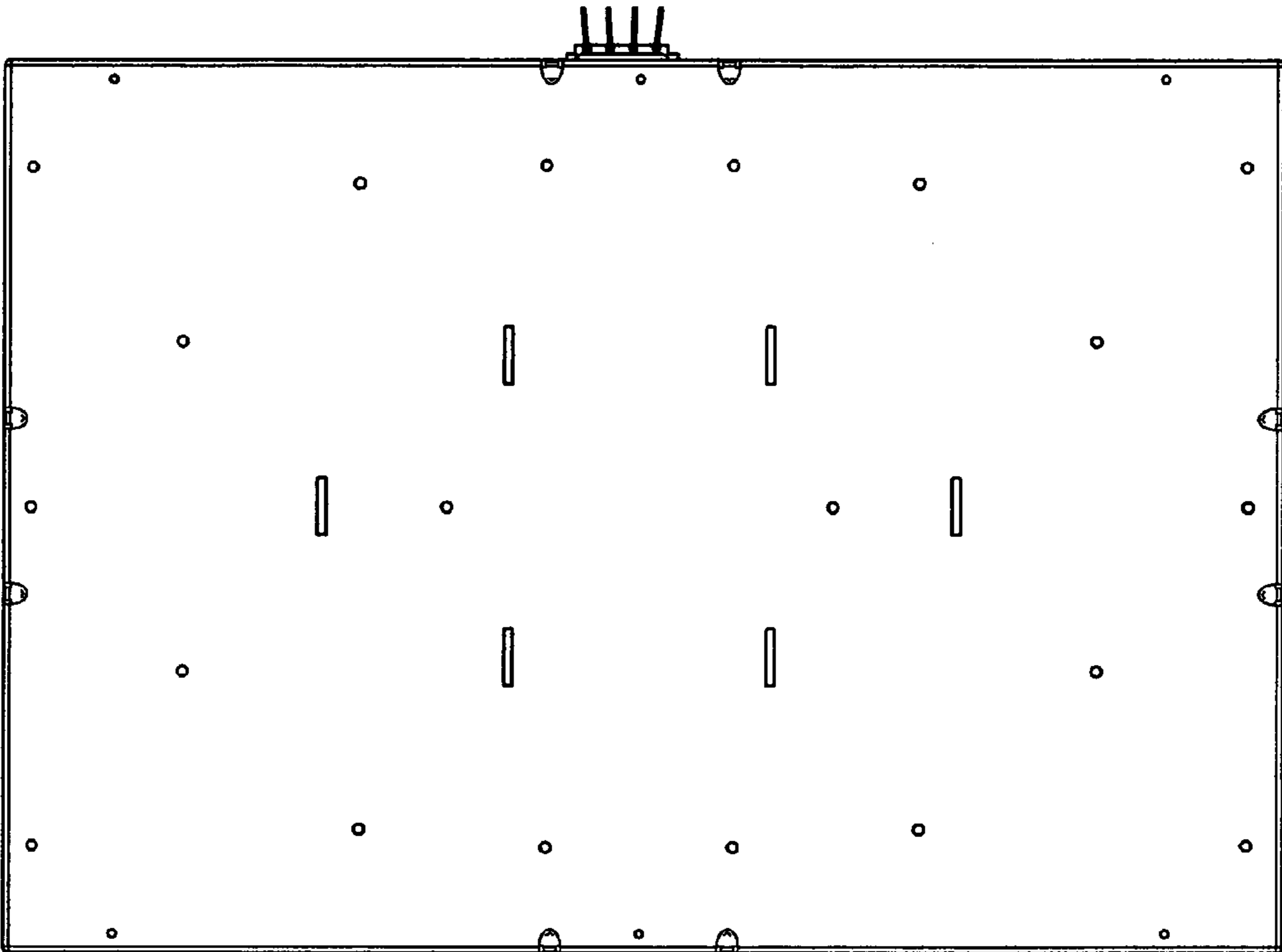


Fig 6