



US00D571597S

(12) **United States Design Patent**
Glucksman et al.

(10) **Patent No.:** **US D571,597 S**
(45) **Date of Patent:** **** Jun. 24, 2008**

(54) **BEVERAGE DISPENSER**
(75) Inventors: **Dov Z Glucksman**, Danvers, MA (US);
Laura J Nickerson, Fitchburg, MA (US)
(73) Assignee: **Appliance Development Corporation**,
Danvers, MA (US)

D373,279 S * 9/1996 Chen D7/306
D394,270 S * 5/1998 Strandell et al. D15/80
D408,207 S 4/1999 Bourke
D415,383 S 10/1999 Le
D453,663 S * 2/2002 Mori D7/589
D465,133 S 11/2002 Ben-Moshe

(**) Term: **14 Years**

* cited by examiner

Primary Examiner—Marianne Pandozzi
(74) *Attorney, Agent, or Firm*—George A. Herbster

(21) Appl. No.: **29/276,202**

(22) Filed: **Jan. 18, 2007**

(57) **CLAIM**

The ornamental design for a beverage dispenser, substantially as shown.

(51) **LOC (8) Cl.** **07-01**
(52) **U.S. Cl.** **D7/306; D7/300**
(58) **Field of Classification Search** D7/307,
D7/306, 300, 309–311, 312–313, 605–608;
99/280, 286, 305, 306, 295, 279, 299, 285,
99/302, 297; 222/129.1–129.3, 146.5, 465.1;
62/136; 220/592.24–592.27; D15/82
See application file for complete search history.

DESCRIPTION


FIG. 1 is a perspective view of a beverage dispenser showing our new design;
FIG. 2 is a front view thereof;
FIG. 3 is a side view taken from the left in FIG. 1;
FIG. 4 is a side view taken from the right in FIG. 1;
FIG. 5 is a back view thereof;
FIG. 6 is a top view thereof; and,
FIG. 7 is a bottom view thereof.

(56) **References Cited**

U.S. PATENT DOCUMENTS

D200,612 S * 3/1965 Reynolds D15/80
D268,559 S 4/1983 Cornou
D281,756 S 12/1985 Seager
D292,098 S * 9/1987 Pandolfi D15/82

1 Claim, 7 Drawing Sheets






FIG. 1

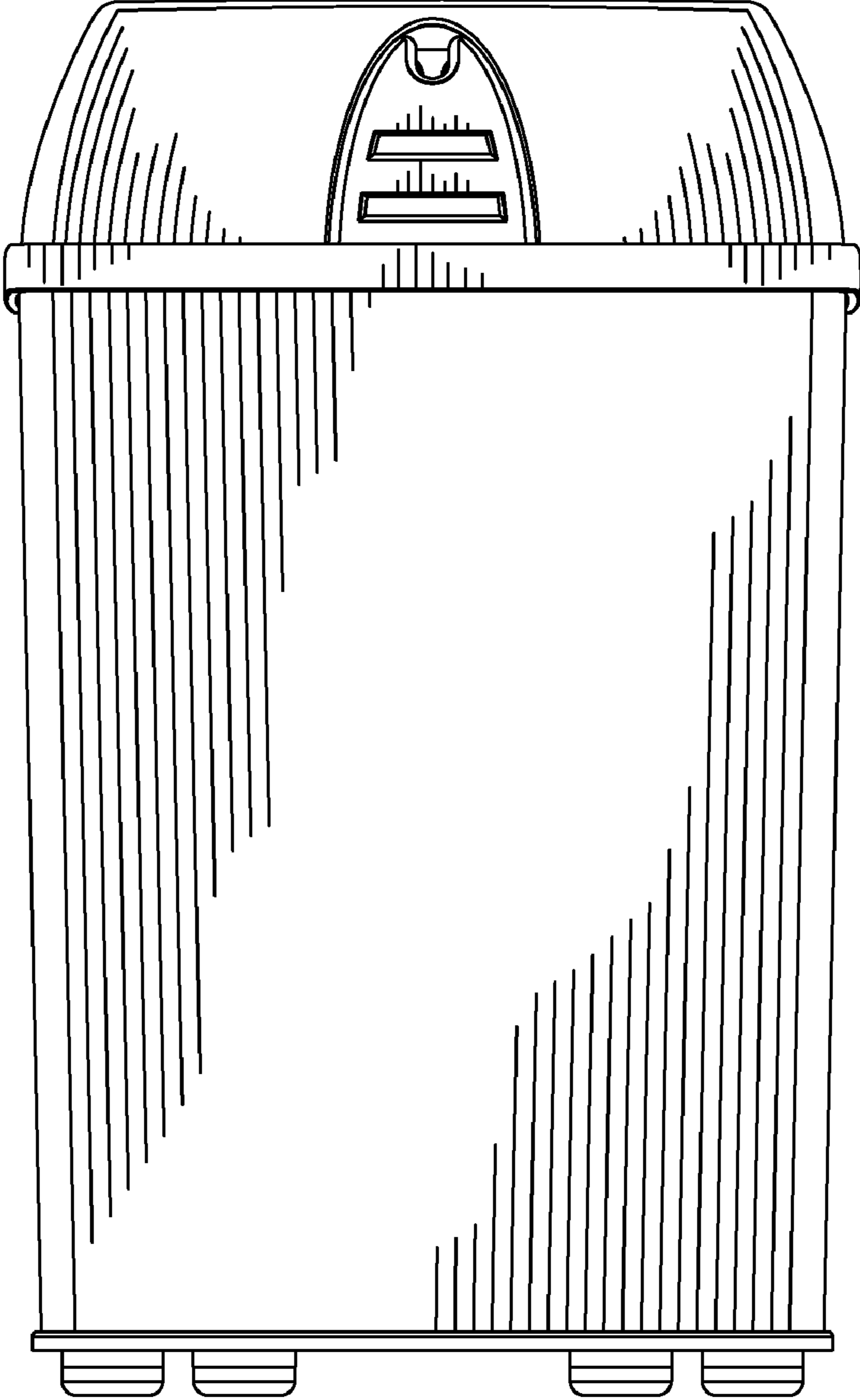


FIG. 2

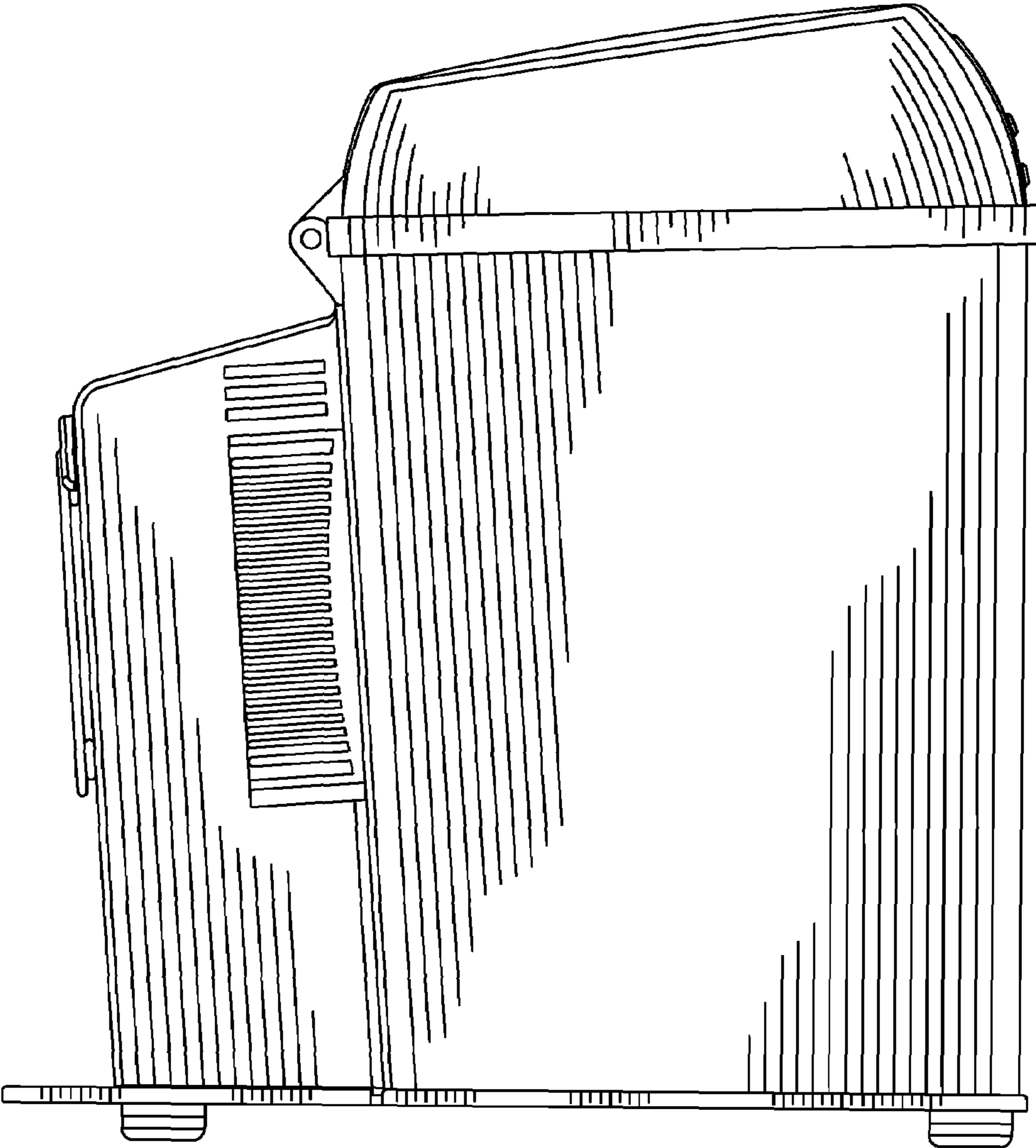


FIG. 3

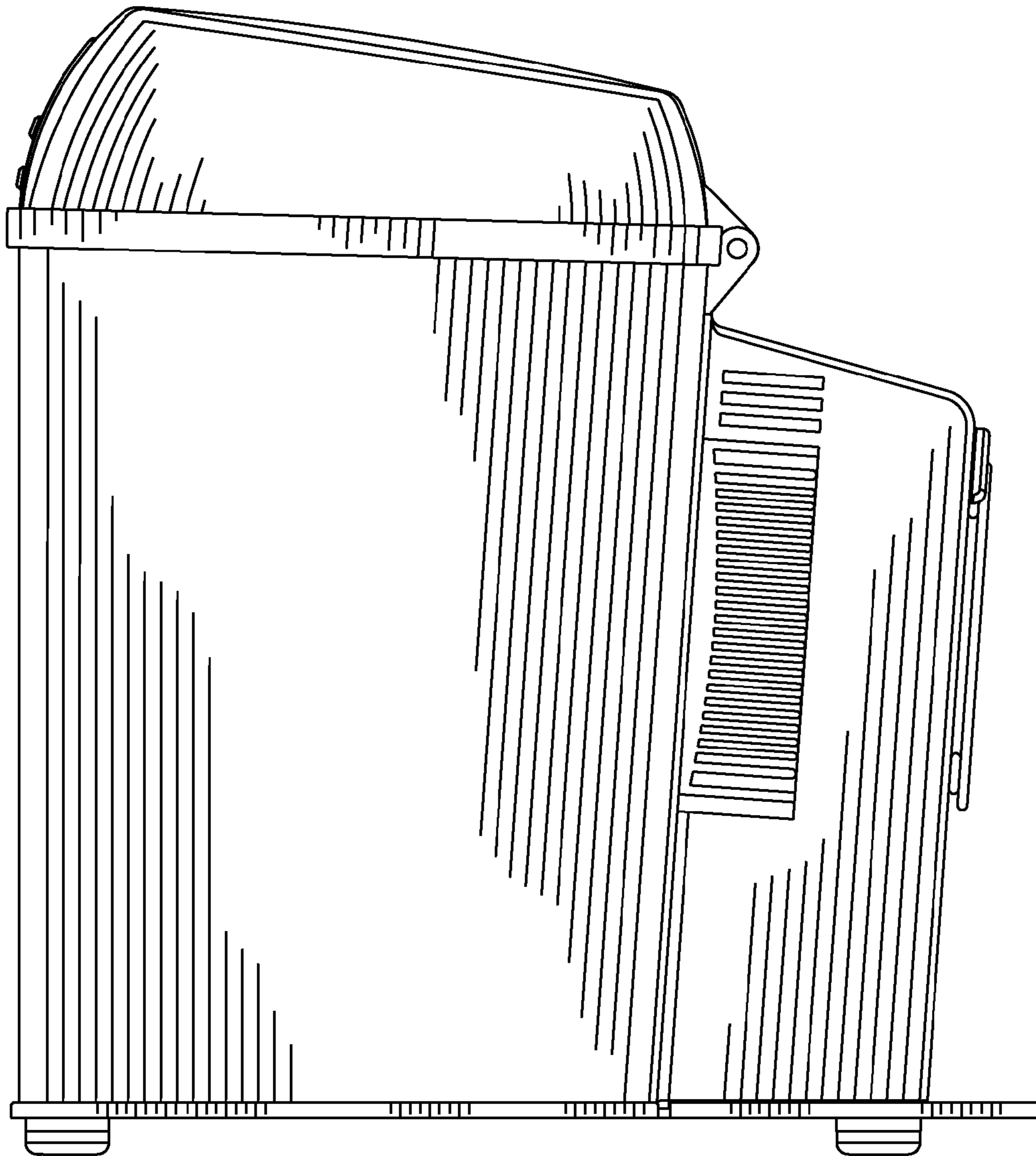


FIG. 4

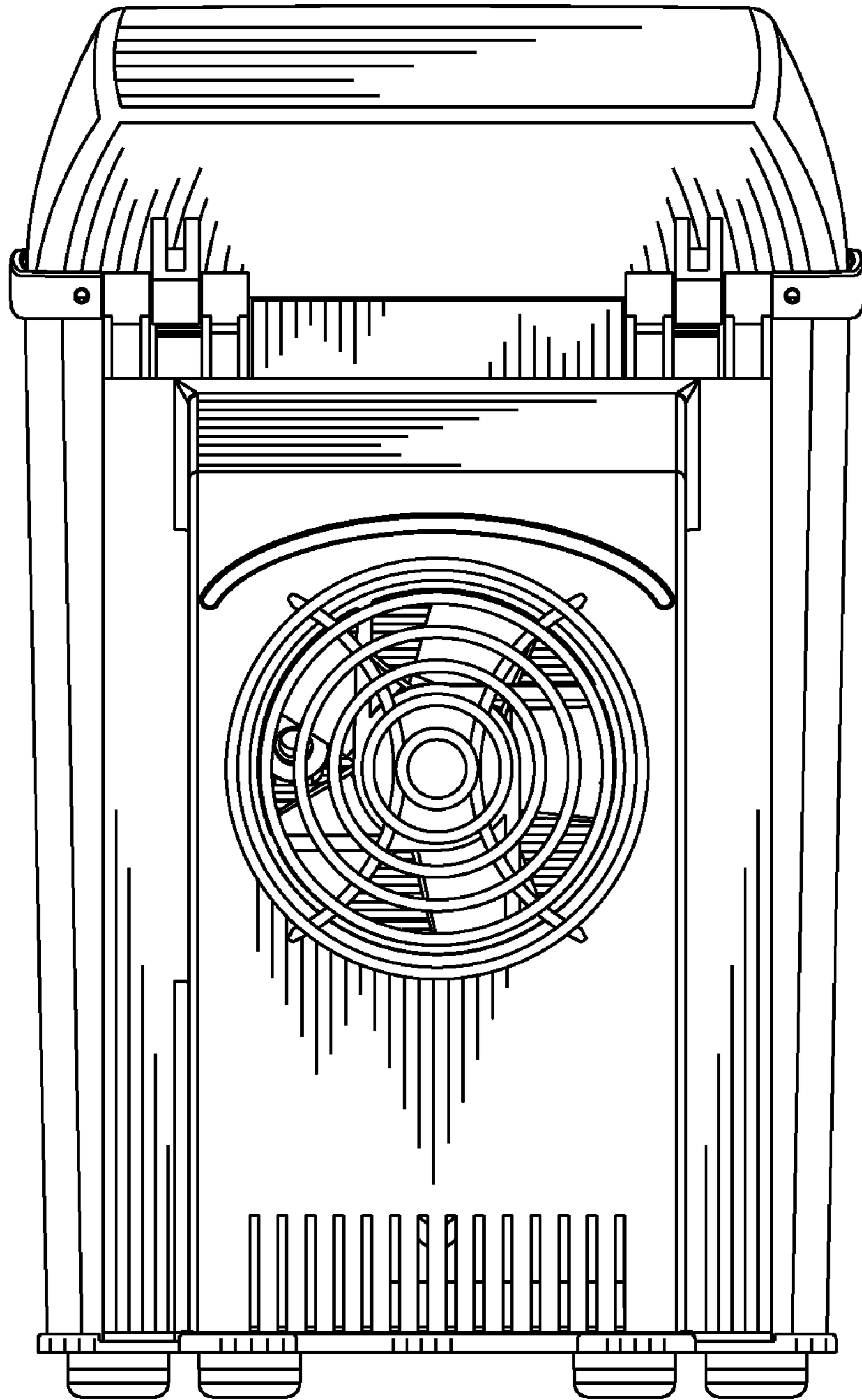


FIG. 5




FIG. 6

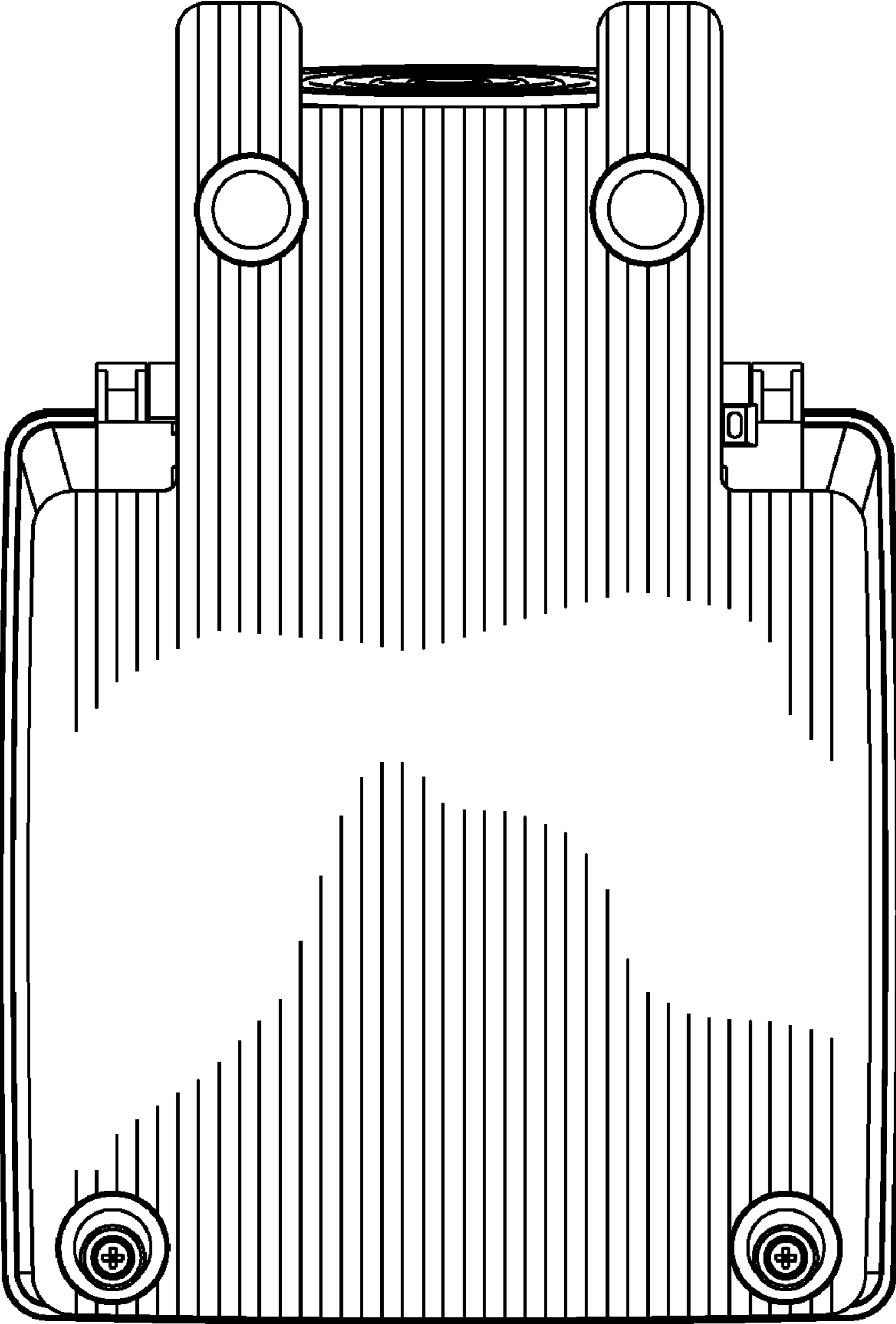


FIG. 7