



US00D571595S

(12) **United States Design Patent**  
**Schasteen**

(10) **Patent No.:** **US D571,595 S**  
(45) **Date of Patent:** **\*\* Jun. 24, 2008**

(54) **CONTOURED INFANT PILLOW**

(76) **Inventor:** **Natalia Schasteen**, 21855 Harlan La., St Robert, MO (US) 65584

(\*\*) **Term:** **14 Years**

(21) **Appl. No.:** **29/292,068**

(22) **Filed:** **Sep. 27, 2007**

(51) **LOC (8) Cl.** ..... **06-09**

(52) **U.S. Cl.** ..... **D6/598**

(58) **Field of Classification Search** ..... D6/589,  
D6/595-598, 601-604, 608; 5/417-420,  
5/494, 630, 636, 652, 655, 655.3-655.5;  
D21/604, 803, 809; D24/183; D30/160;  
446/227

See application file for complete search history.

(56) **References Cited**

**U.S. PATENT DOCUMENTS**

D65,192 S *	7/1924	Klar	.....	D6/599
D259,458 S	6/1981	Fuller et al.		
D289,820 S *	5/1987	Paik et al.	.....	D2/719
D290,917 S *	7/1987	Rollins, Jr.	.....	D6/589
D300,681 S *	4/1989	DeMars	.....	D2/719
D318,970 S	8/1991	Sanders		
D328,683 S	8/1992	Kalozdi		
5,165,130 A	11/1992	Wendling		
D372,392 S *	8/1996	Bala	.....	D6/598
5,586,351 A	12/1996	Ive		
D393,668 S *	4/1998	Fitzgerald	.....	D21/604
5,933,886 A *	8/1999	Washington	.....	5/494

D445,623 S *	7/2001	Hartner	.....	D6/598
6,321,403 B1	11/2001	Matthews		
D461,603 S *	8/2002	Oblack	.....	D30/160
6,551,166 B1 *	4/2003	Myers	.....	446/227
6,553,590 B1	4/2003	Leach		
6,857,150 B2	2/2005	Matthews Brown et al.		
7,000,275 B2	2/2006	Matthews Brown et al.		
D543,065 S *	5/2007	Kent	.....	D6/598
2003/0192121 A1 *	10/2003	Fleming et al.	.....	5/420
2006/0010604 A1 *	1/2006	Kamrin-Balfour	.....	5/655

\* cited by examiner

*Primary Examiner*—Caron D. Veynar

*Assistant Examiner*—Mary Ann Calabrese

(74) *Attorney, Agent, or Firm*—Robert C. Montgomery;  
Eugene A. Vittone, II

(57) **CLAIM**

The ornamental design for a contoured infant pillow, as shown and described.

**DESCRIPTION**

FIG. 1 is a perspective view of a contoured infant pillow, as shown and described;

FIG. 2 is a top view thereof;

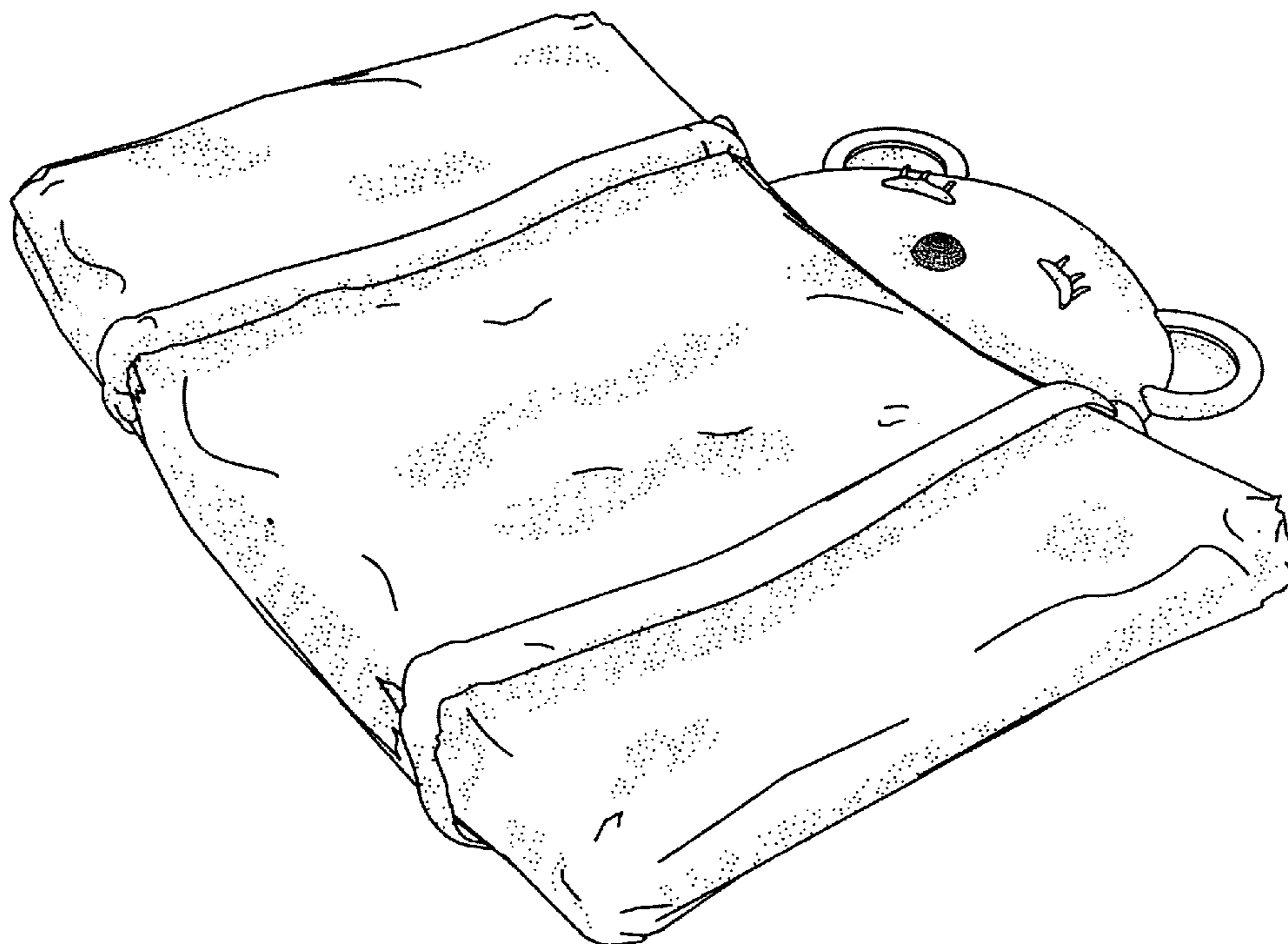
FIG. 3 is a bottom view thereof;

FIG. 4 is an enlarged side view thereof;

FIG. 5 is a rear view thereof; and,

FIG. 6 is a front view thereof.

**1 Claim, 6 Drawing Sheets**






Fig. 1

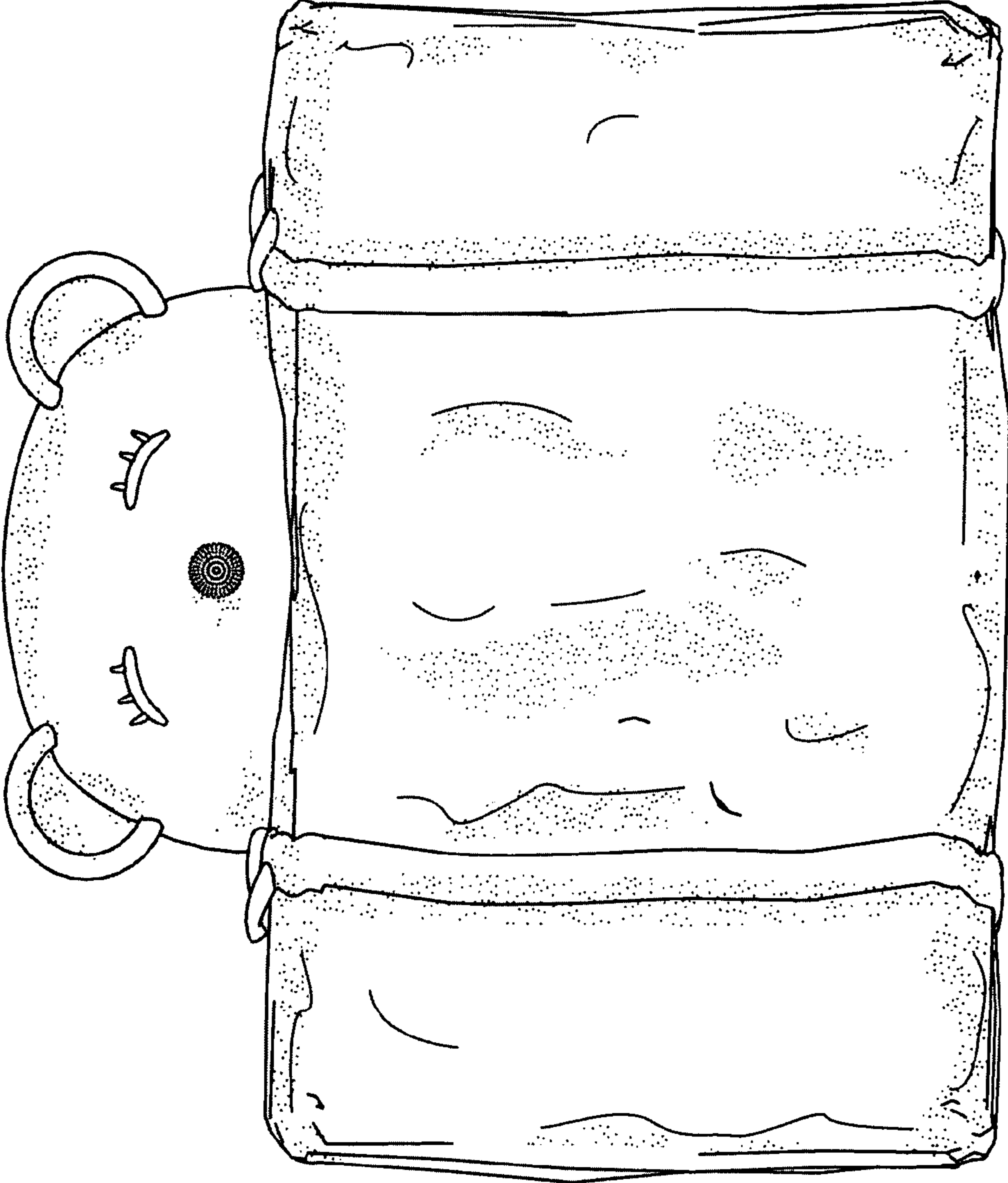


Fig. 2




Fig. 3

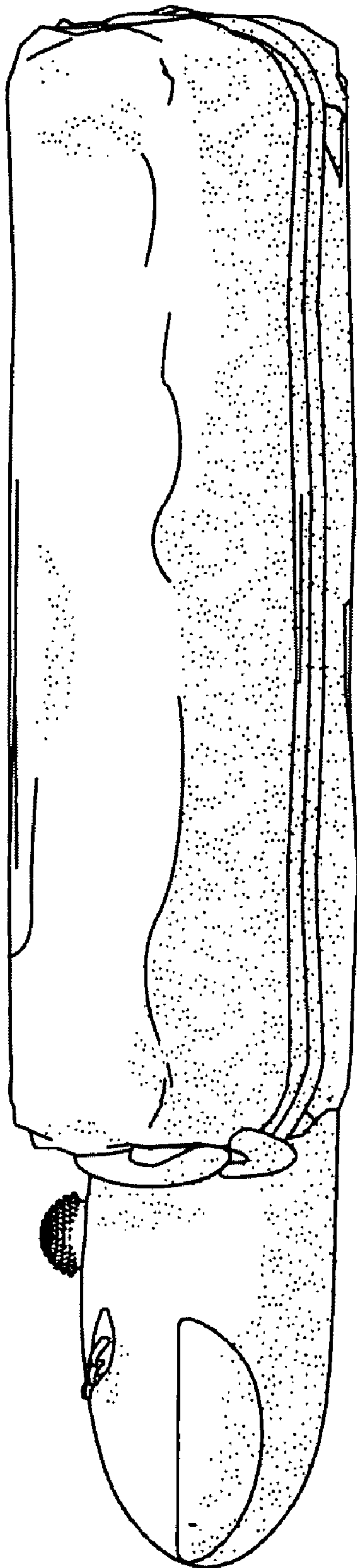


Fig. 4

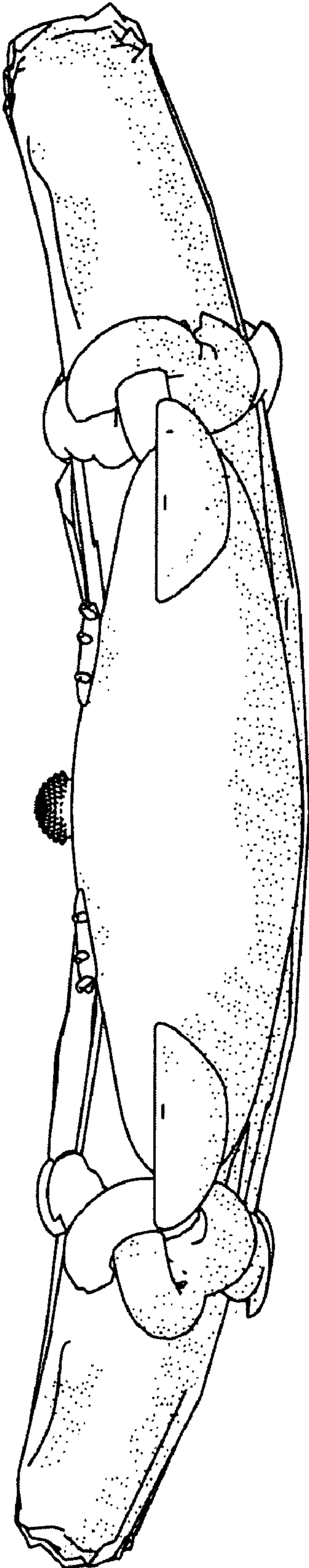


Fig. 5




Fig. 6