



US00D571593S

(12) **United States Design Patent**
Chen

(10) **Patent No.:** **US D571,593 S**
(45) **Date of Patent:** **** Jun. 24, 2008**

(54) **VENETIAN BLIND SLAT**

(75) Inventor: **Po-Yu Chen**, Taichung (TW)

(73) Assignee: **Chin-Fu Chen**, Taichung (TW)

(**) Term: **14 Years**

(21) Appl. No.: **29/299,916**

(22) Filed: **Jan. 7, 2008**

(51) **LOC (8) Cl.** **06-10**

(52) **U.S. Cl.** **D6/577; D6/580**

(58) **Field of Classification Search** D6/575,
D6/577, 578, 580; 160/84.04, 84.06, 89,
160/115, 168.1 R, 176.1 R, 178.3, 236; D25/49;
49/74.1

See application file for complete search history.

(56) **References Cited**

U.S. PATENT DOCUMENTS

D347,348 S *	5/1994	Chen	D6/577
D354,190 S *	1/1995	Ross et al.	D6/580
D354,192 S *	1/1995	Ross et al.	D6/577
D355,092 S *	2/1995	Swopes	D6/577
D361,009 S *	8/1995	Potts	D6/577
D366,174 S *	1/1996	Knuteson	D6/577
D368,198 S *	3/1996	Zorbas	D6/577
D372,621 S *	8/1996	Zorbas	D6/577
D409,869 S *	5/1999	Marusak	D6/577
D413,475 S *	9/1999	Swapp	D6/575
D464,518 S *	10/2002	Griffiths et al.	D6/580
6,662,851 B2 *	12/2003	Colson	160/176.1 R
D486,685 S *	2/2004	Marusak et al.	D6/577

6,725,897 B2 *	4/2004	Palmer	160/168.1 R
D495,549 S *	9/2004	Yu et al.	D6/577
6,814,128 B2 *	11/2004	Nien	160/84.06
D501,348 S *	2/2005	Yu et al.	D6/577
6,941,996 B2 *	9/2005	Ward et al.	160/89
7,036,547 B1 *	5/2006	Cheng et al.	160/84.04
7,055,572 B2 *	6/2006	Nien et al.	160/178.3
2008/0000593 A1 *	1/2008	Colson et al.	160/176.1 R

* cited by examiner

Primary Examiner—T. Chase Nelson

Assistant Examiner—Barbara B Lohr

(74) *Attorney, Agent, or Firm*—Browdy & Neimark

(57) **CLAIM**

The ornamental design for a venetian blind slat, as shown and described.

DESCRIPTION

FIG. 1 shows a perspective view of a venetian blind slat showing the present design;

FIG. 2 shows a right side elevational view thereof;

FIG. 3 shows a top plan view thereof;

FIG. 4 shows a front elevational view thereof;

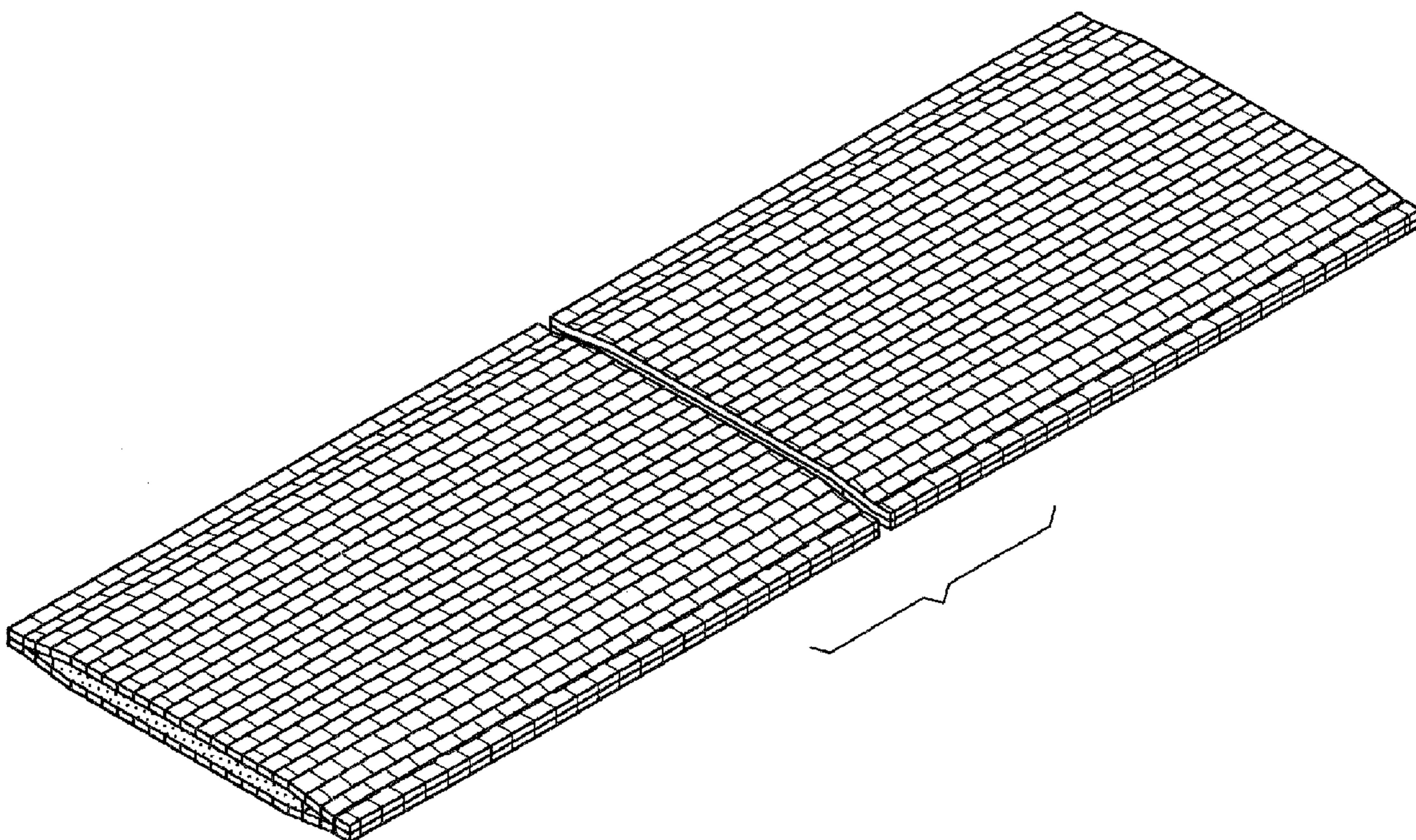
FIG. 5 shows a bottom plan view thereof;

FIG. 6 shows a left side elevational view thereof; and,

FIG. 7 shows a rear elevational view thereof.

The design is shown broken away in order to indicate that a specific length of venetian blind slat forms no part of the claimed design.

1 Claim, 3 Drawing Sheets



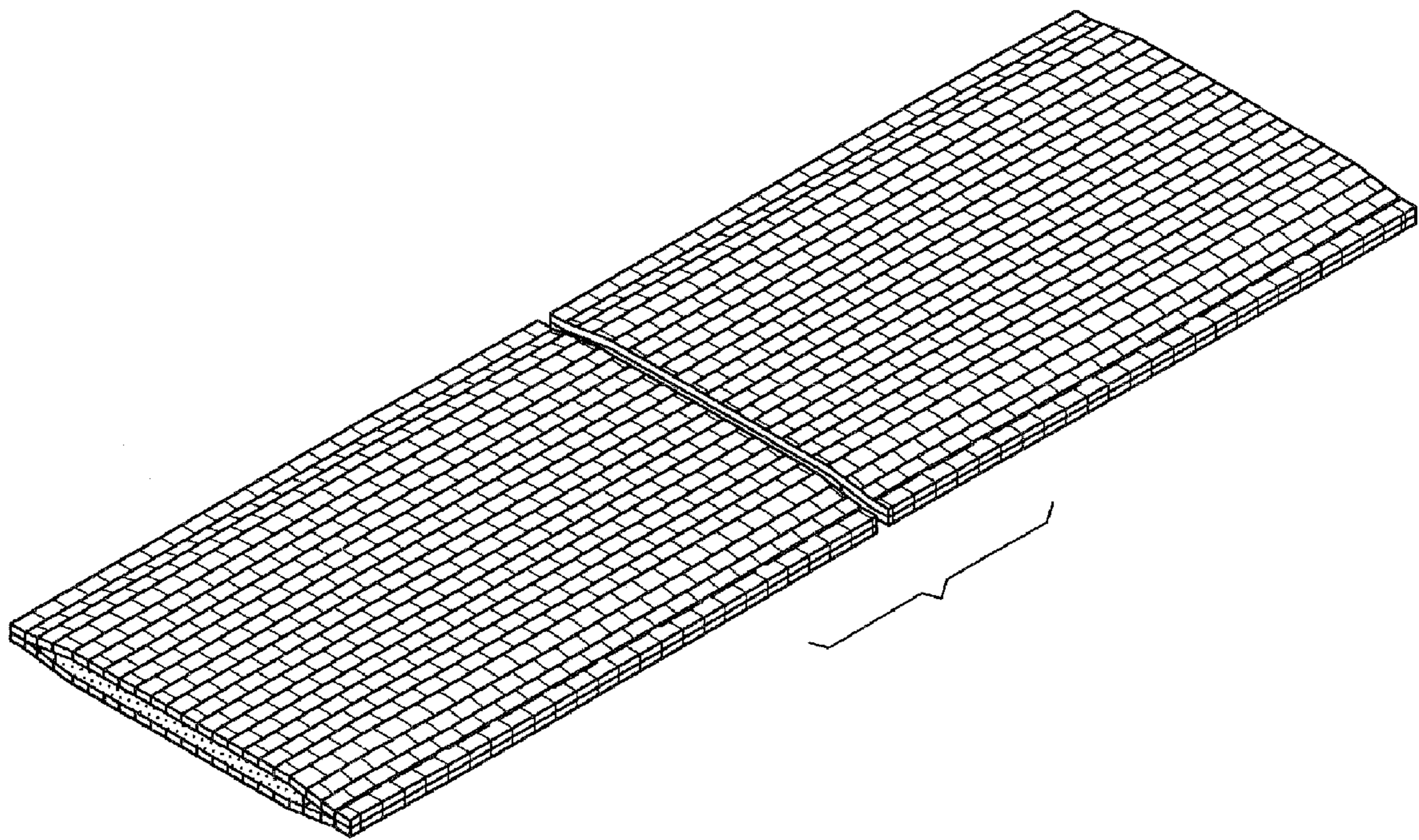


FIG. 1



FIG. 2




FIG. 3



FIG. 4

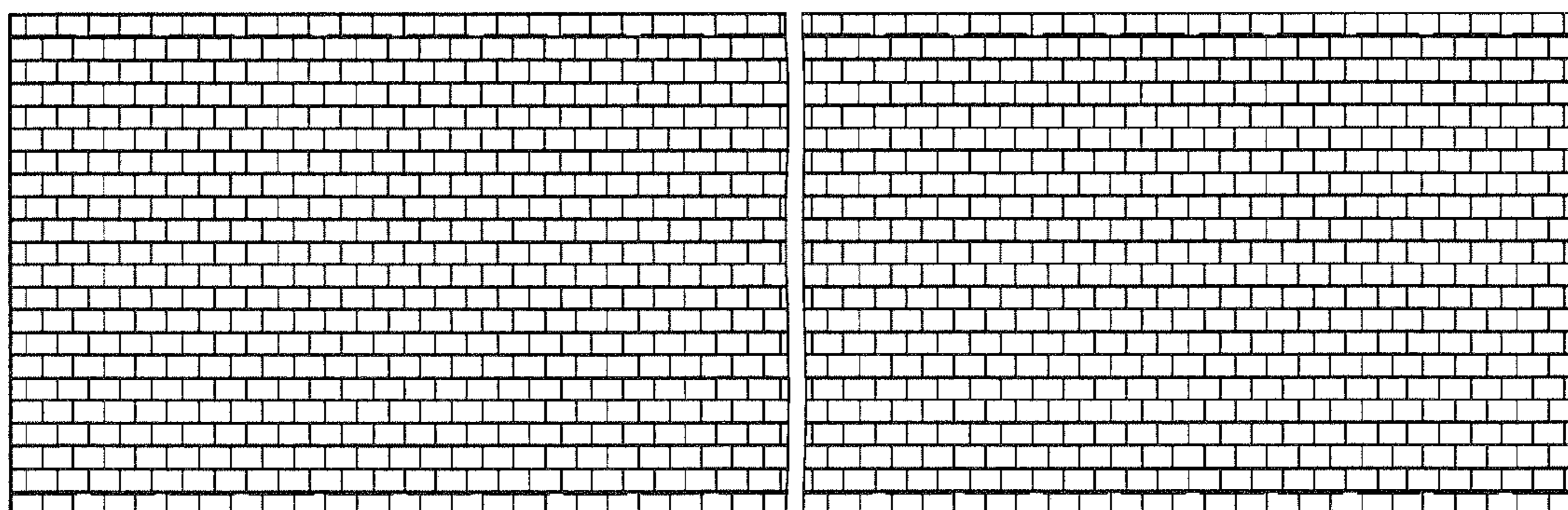


FIG. 5



FIG. 6



FIG. 7