



US00D571590S

(12) **United States Design Patent**
DeMartino

(10) **Patent No.:** **US D571,590 S**

(45) **Date of Patent:** **** Jun. 24, 2008**

(54) **LITERATURE RACK**

(75) Inventor: **George DeMartino**, Yaphank, NY (US)

(73) Assignee: **Aarco Products, Inc.**, Yaphank, NY (US)

(**) Term: **14 Years**

(21) Appl. No.: **29/291,410**

(22) Filed: **Aug. 28, 2007**

(51) **LOC (8) Cl.** **20-02**

(52) **U.S. Cl.** **D6/515**

(58) **Field of Classification Search** D6/515-523,
D6/529-581; 206/427; 211/59.2, 71, 74,
211/75, 86-88

See application file for complete search history.

(56) **References Cited**

U.S. PATENT DOCUMENTS

D300,794 S	4/1989	Kellogg	
D300,795 S	4/1989	Kellogg	
D345,071 S	3/1994	Gould	
D359,641 S *	6/1995	Kwan	D6/515
D371,478 S *	7/1996	Yates	D6/515

D402,838 S *	12/1998	Sherbet	D6/515
D405,099 S *	2/1999	Wood	D6/515
D437,719 S *	2/2001	Dicellis	D6/571
D486,324 S *	2/2004	Mason	D6/515
D526,512 S *	8/2006	Hahn	D6/571

* cited by examiner

Primary Examiner—Brian N Vinson

(74) *Attorney, Agent, or Firm*—Collard & Roe, P.C.

(57) **CLAIM**

The ornamental design for a literature rack, as shown and described.

DESCRIPTION

FIG. 1 shows a perspective view of my design for a literature rack;

FIG. 2 shows a front view thereof;


FIG. 3 shows a side view thereof, with the opposite side view being a mirror image;

FIG. 4 shows a top view thereof; and,

FIG. 5 shows a bottom view thereof.

The rear view is not shown and forms no part of the invention.

1 Claim, 3 Drawing Sheets






FIG. 1




FIG. 2

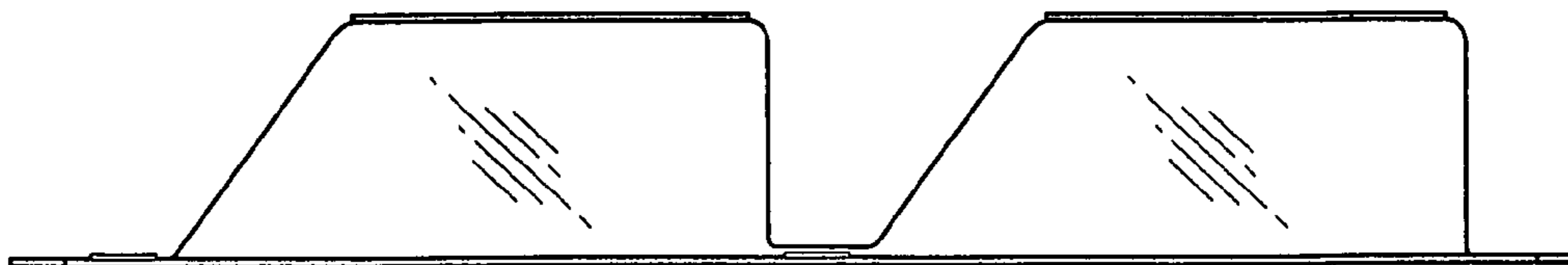


FIG. 3

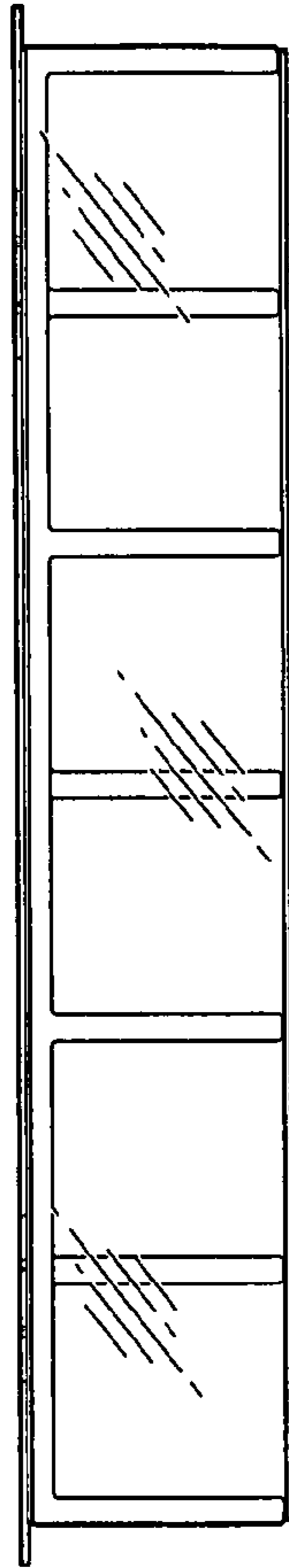


FIG. 4

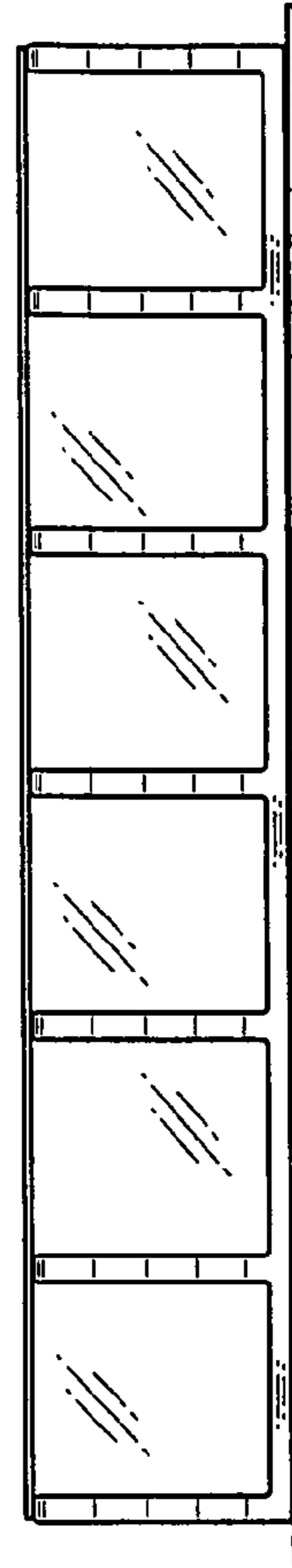


FIG. 5