



US00D571589S

(12) **United States Design Patent**
Liss et al.

(10) **Patent No.:** **US D571,589 S**
(45) **Date of Patent:** **** Jun. 24, 2008**

(54) **PORTION OF AN EMBOSSED SHELF EDGE
IN SHELF UNIT**

(75) Inventors: **Mitchell Liss**, Northbrook, IL (US);
Tony Troyner, Shorewood, IL (US);
Thomas St. Germain, Bridgeview, IL
(US); **David Wojtowicz**, Orland Park, IL
(US)

(73) Assignee: **Edsal Manufacturing Co., Inc.**,
Chicago, IL (US)

(**) Term: **14 Years**

(21) Appl. No.: **29/296,537**

(22) Filed: **Oct. 23, 2007**

(51) **LOC (8) Cl.** **06-04**

(52) **U.S. Cl.** **D6/511**

(58) **Field of Classification Search** D6/511;
D8/380–382, 349, 354; D25/119–125; 403/402;
248/281.1; 211/88, 90, 126, 134–135, 153;
D5/53, 58, 59, 60

See application file for complete search history.

(56) **References Cited**

U.S. PATENT DOCUMENTS

3,575,764	A *	4/1971	McFarren	156/306.6
3,956,450	A *	5/1976	Abe et al.	264/210.2
4,054,701	A *	10/1977	Hahn	428/156
D278,101	S *	3/1985	McCabe	D6/478
D314,673	S *	2/1991	Legare	D5/53
D381,132	S *	7/1997	Fabry	D29/123
D382,735	S *	8/1997	Zapf	D6/492
D415,482	S *	10/1999	Jolson	D14/447
D420,966	S *	2/2000	Dewar et al.	D12/203
6,309,036	B1 *	10/2001	Ancel	312/140.4
D455,755	S *	4/2002	Levine et al.	D14/447
D456,747	S *	5/2002	Louie	D12/106
D458,884	S *	6/2002	Kraines	D12/203
D472,511	S *	4/2003	Lu	D12/221
D474,437	S *	5/2003	Lu	D12/203
D474,563	S *	5/2003	Bresciani	D29/109
D495,172	S *	8/2004	Brownfield et al.	D6/509
D528,337	S *	9/2006	Schmidt et al.	D6/561

D529,196	S *	9/2006	Folliard	D25/119
D542,645	S *	5/2007	Kovace	D8/403
D546,598	S *	7/2007	Schmidt et al.	D6/510
D547,636	S *	7/2007	Bartrom	D8/351
D550,012	S *	9/2007	Schmidt et al.	D6/561
D551,883	S *	10/2007	Gaska et al.	D6/510
D557,432	S *	12/2007	Smith et al.	D25/136
D561,080	S *	2/2008	Soshkin	D12/203
2005/0087663	A1 *	4/2005	Schroeder	248/345.1

* cited by examiner

Primary Examiner—Elizabeth A. Albert

Assistant Examiner—Kelley A Donnelly

(74) *Attorney, Agent, or Firm*—Wood, Herron & Evans, LLP

(57) **CLAIM**

The ornamental design for a portion of an embossed shelf edge in shelf unit, as shown and described.

DESCRIPTION

FIG. 1 is an isometric view of the design in a shelving unit with the unit shown in broken lines for environment, the embossment repeating along the entire visible shelf edge;

FIG. 2 is an enlarged perspective view of a portion of the shelf edge of FIG. 1;

FIG. 3 is a front view of the design of FIG. 1;

FIG. 4 is a right side view of the design of FIG. 3;

FIG. 5 is a rear view of the design of FIG. 1;

FIG. 6 is a left side view of the design of FIG. 5;

FIG. 7 is a top view of the design of FIG. 2; and,

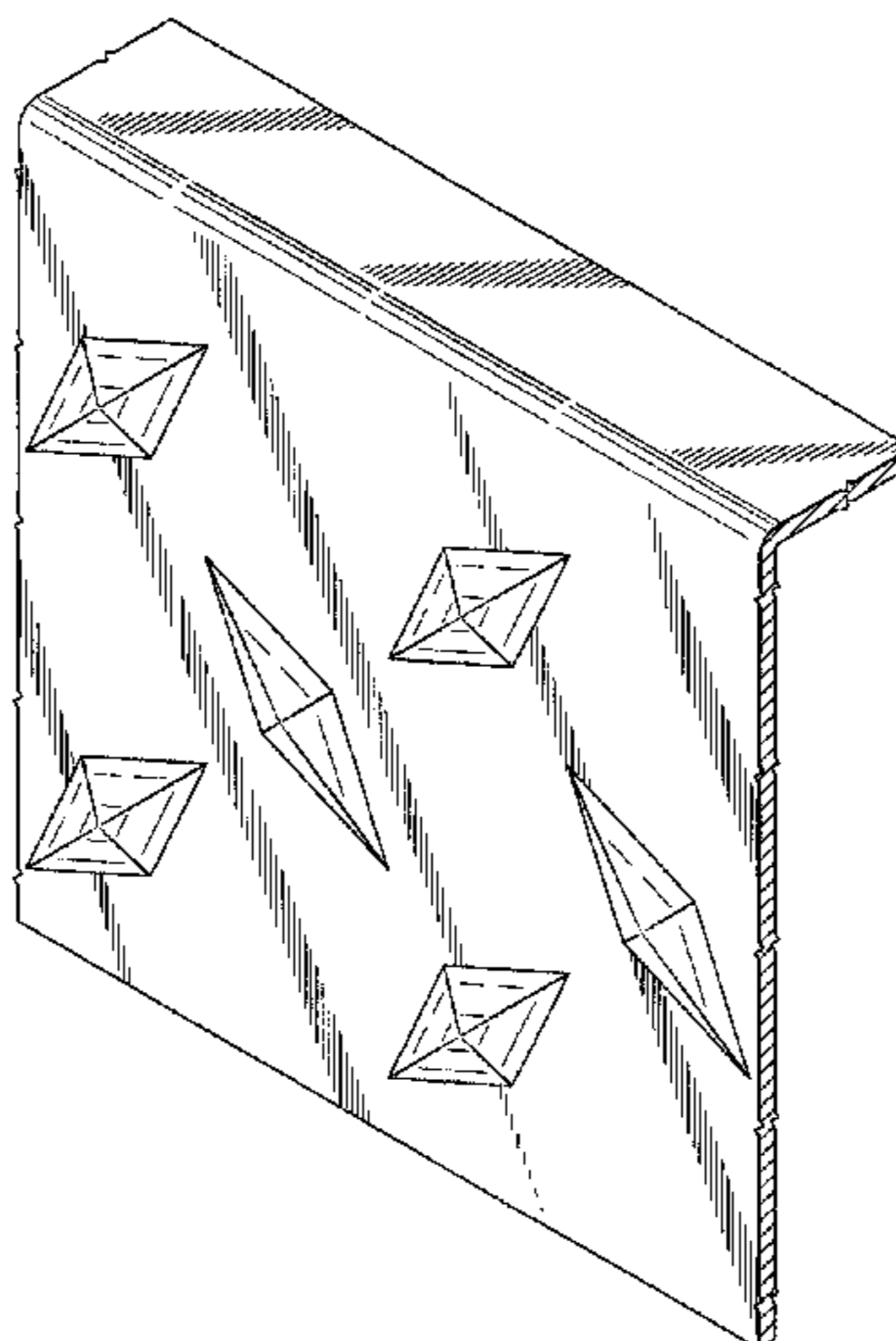
FIG. 8 is a bottom view of the design of FIG. 7.

The break lines on the edges of the in FIGS. 1, 2, 3, 5, 7, and 8 are not part of the claimed design and represent that no particular length is claimed.

The diagonal lines present on the edges of the portion of the embossed shelf edge in shelf unit are used to represent a cut-away portion of the claimed design.

The broken lines showing in FIG. 1 are for environmental purposes only and form no part of the claimed design.

1 Claim, 5 Drawing Sheets



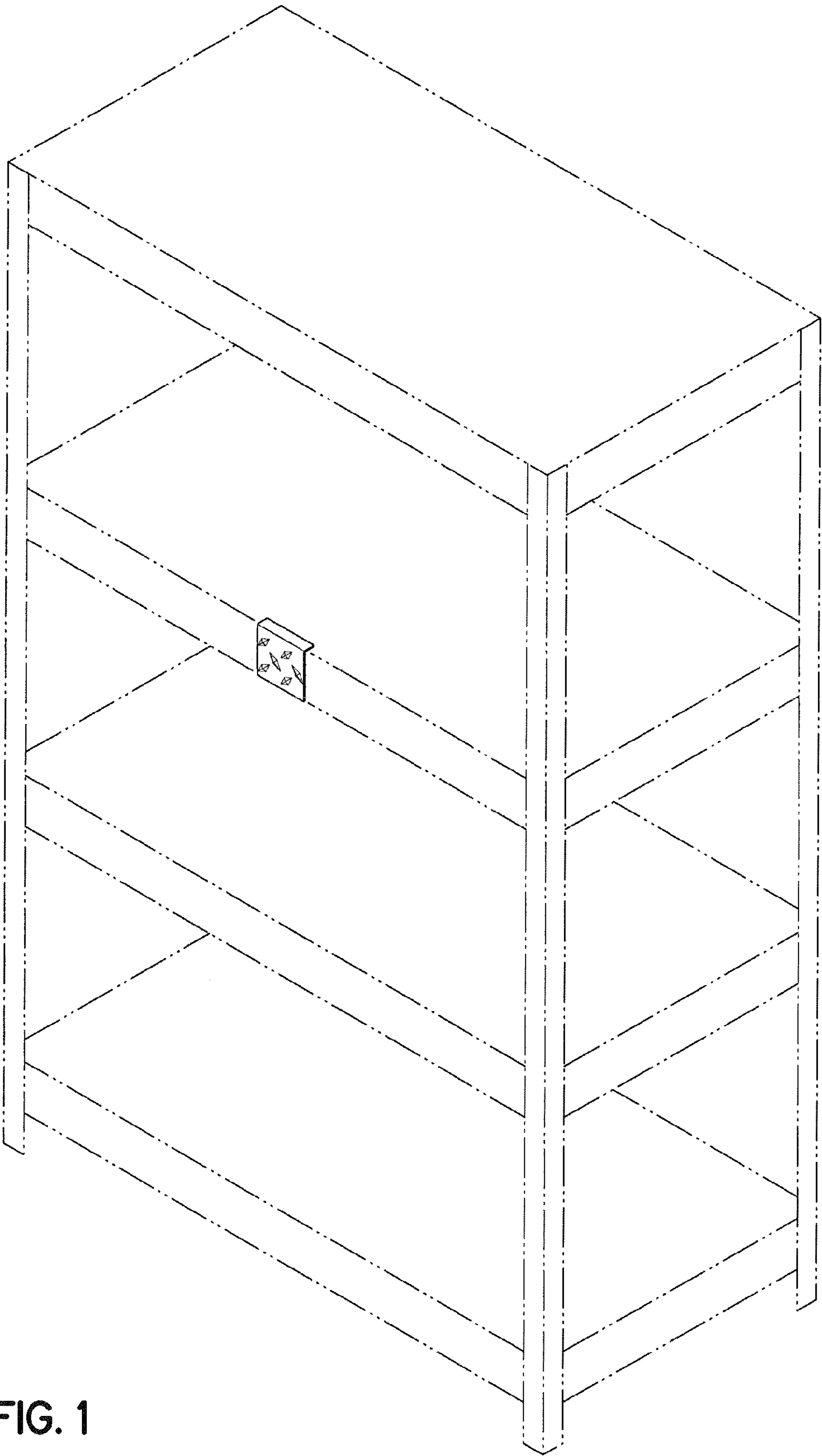


FIG. 1

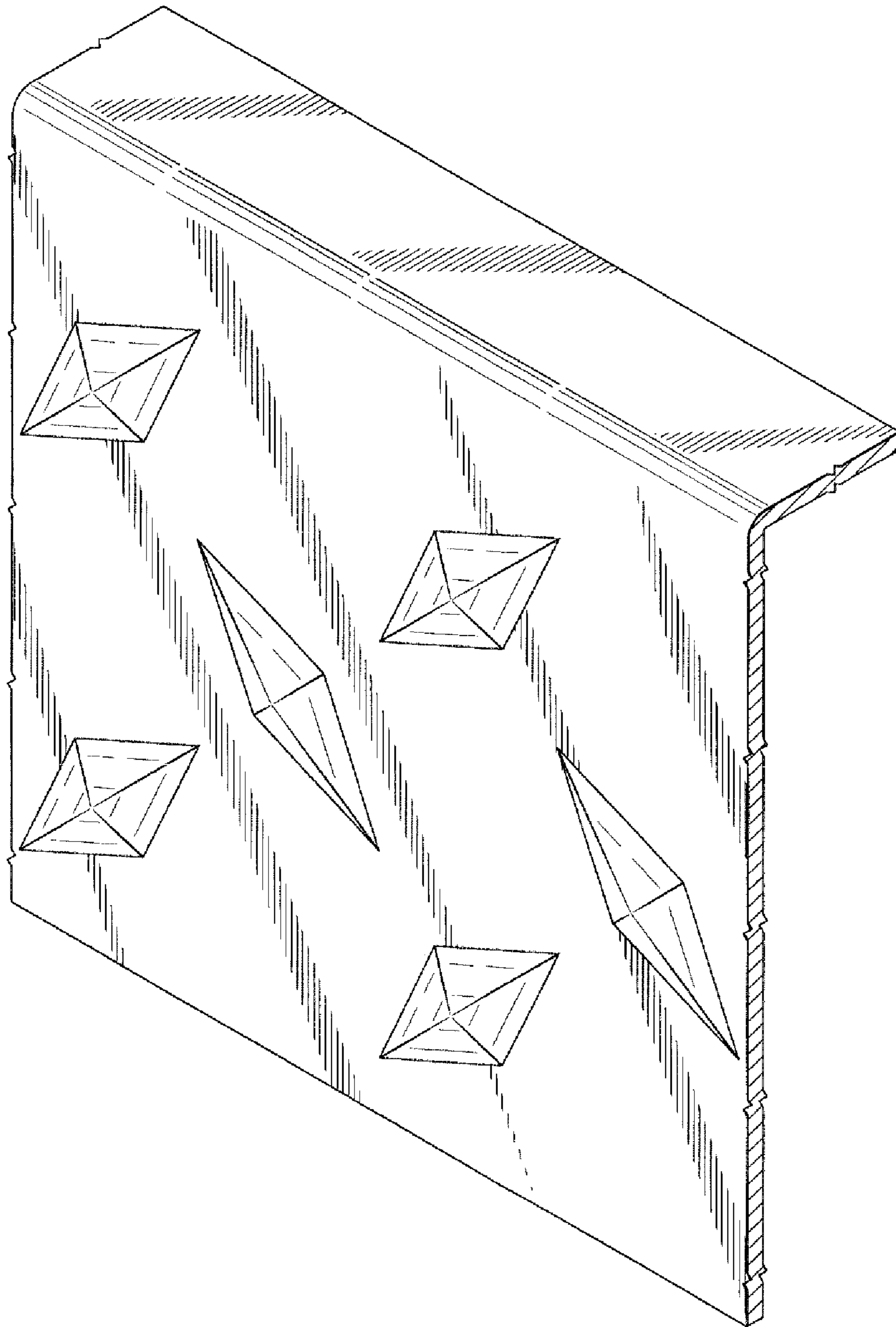


FIG. 2

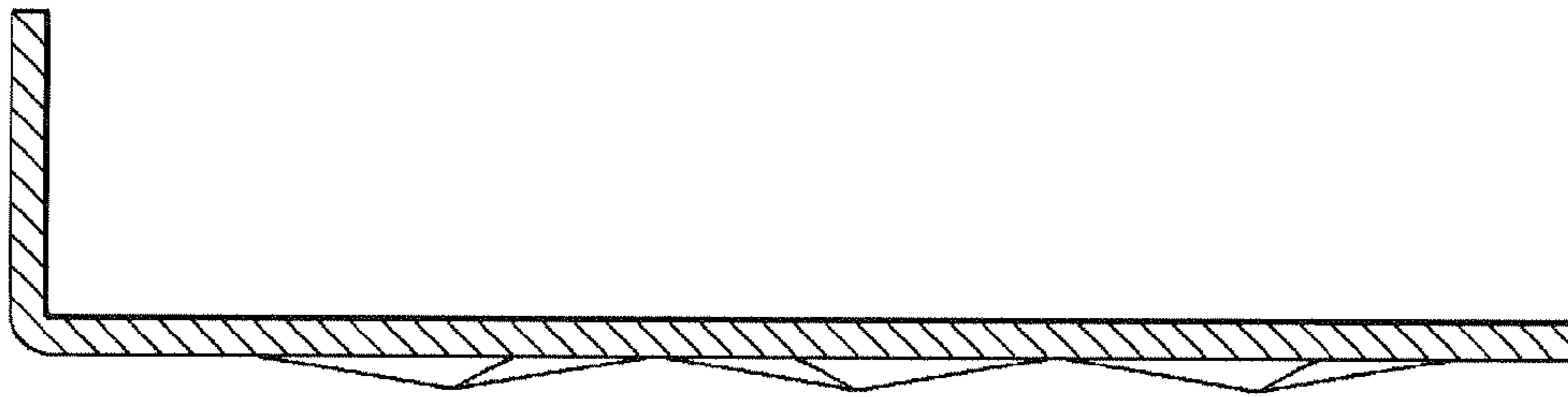


FIG. 4

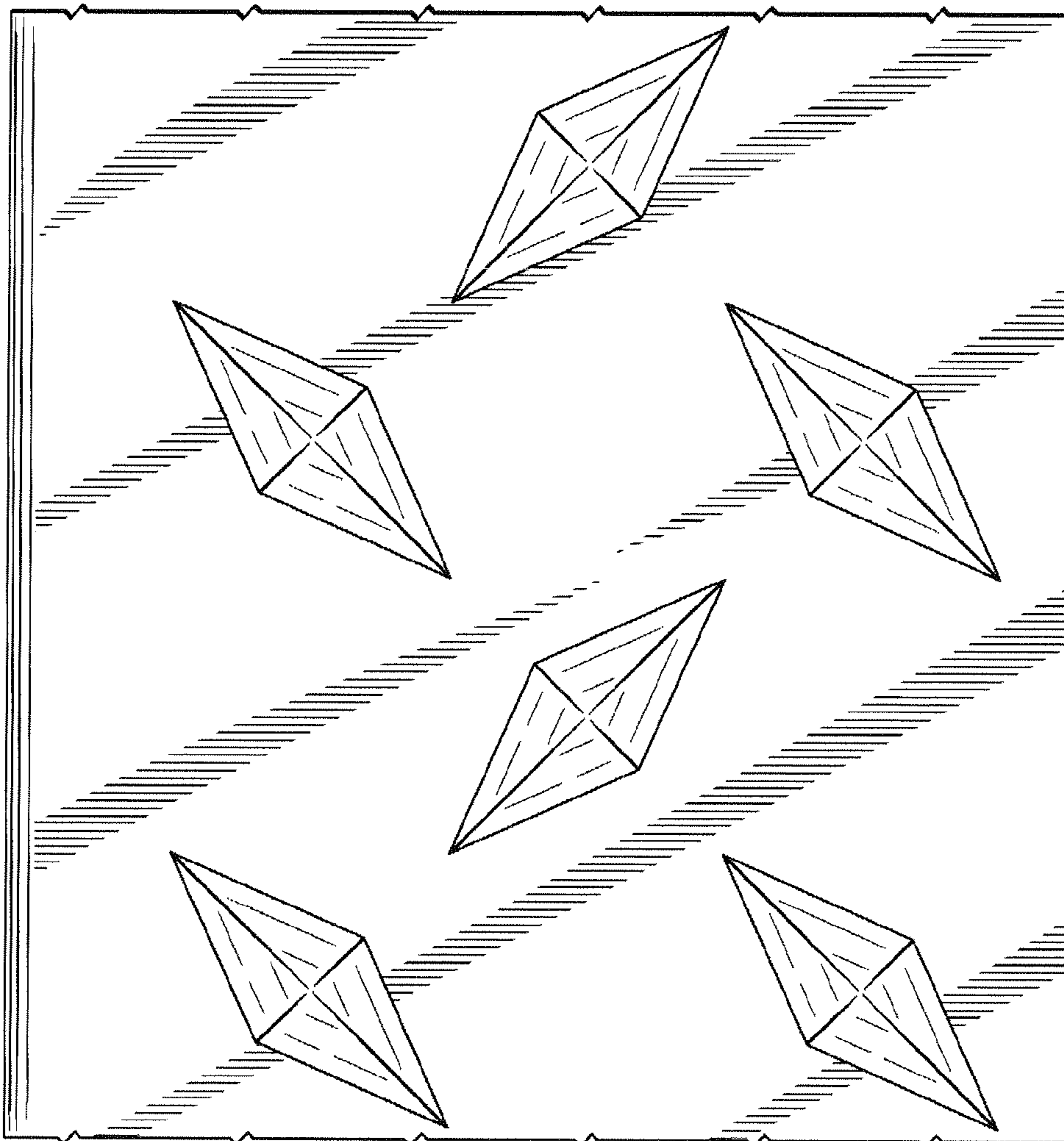


FIG. 3

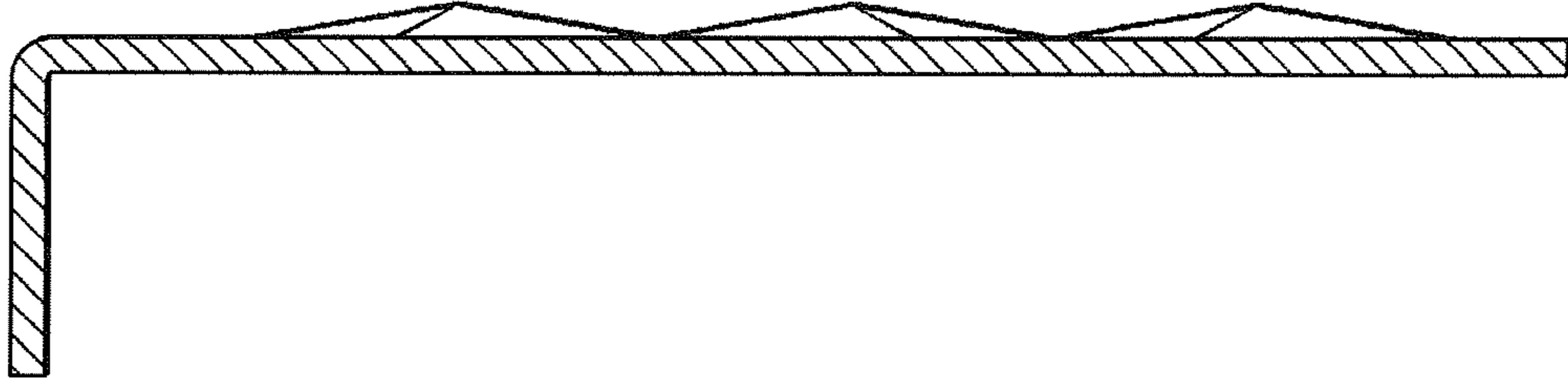


FIG. 6




FIG. 5




FIG. 7

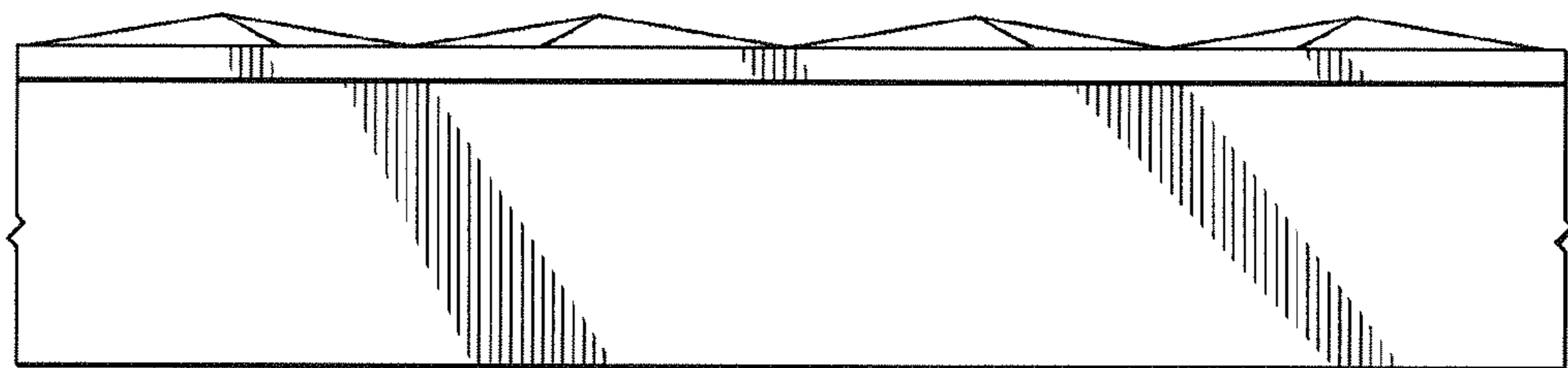


FIG. 8