



US00D571587S

(12) **United States Design Patent**
Lowsky

(10) **Patent No.:** **US D571,587 S**
(45) **Date of Patent:** **** Jun. 24, 2008**

(54) **TABLE TOP**

(76) **Inventor:** **Jamie Lowsky**, 7000 Island Blvd., Apt.
106, Aventura, FL (US) 33160

(**) **Term:** **14 Years**

(21) **Appl. No.:** **29/282,054**

(22) **Filed:** **Jul. 10, 2007**

(51) **LOC (8) Cl.** **06-06**

(52) **U.S. Cl.** **D6/511**

(58) **Field of Classification Search** D6/480-489,
D6/495-499, 429-431, 511; 108/150, 153.1,
108/155, 156, 161

See application file for complete search history.

D270,591 S	9/1983	Harper et al.
D274,874 S	7/1984	Emery
D274,965 S	8/1984	Thorpe
D327,181 S	6/1992	White
D337,461 S	7/1993	Martin
D339,696 S	9/1993	Arthur, Jr.
D340,588 S	10/1993	Lee
D345,261 S	3/1994	Chen
D347,755 S	6/1994	Houston
D350,443 S	9/1994	Lowsky
D355,801 S	2/1995	Klein
D364,509 S	11/1995	Rinaldi
D369,253 S	4/1996	Martin
D374,138 S	10/1996	Paus
D375,216 S	11/1996	Intardonato

(Continued)

(56) **References Cited**

U.S. PATENT DOCUMENTS

172,136 A	1/1876	Mabbett
D46,519 S	10/1914	Vogan
D77,413 S	1/1929	Jones
D78,930 S	7/1929	Jones
D78,931 S	7/1929	Jones
D79,019 S	7/1929	Forst
D79,283 S	8/1929	Debski
D79,384 S	9/1929	Pickhaver
D80,782 S	3/1930	Debski
2,076,510 A	4/1937	Ficks
D120,018 S	4/1940	Remier
D139,893 S	1/1945	Roberts
D201,971 S	8/1965	Mohon
D210,131 S	2/1968	Rourke
D237,441 S	11/1975	Birnbaum
D244,734 S	6/1977	Laroye
D246,216 S	11/1977	Heumann
D255,004 S	5/1980	Thorpe
D261,333 S	10/1981	Adkinson
D269,391 S	6/1983	Claman
D269,483 S	6/1983	Olko
D269,655 S	7/1983	Claman
D269,829 S	7/1983	Claman

OTHER PUBLICATIONS

Photograph of Table, publication unknown; however, Applicant is aware that the table was publicly available prior to May 10, 2004.

(Continued)

Primary Examiner—Janice E Seeger
(74) *Attorney, Agent, or Firm*—Akerman Senterfitt; Gregory Nelson; Peter A. Chiabotti

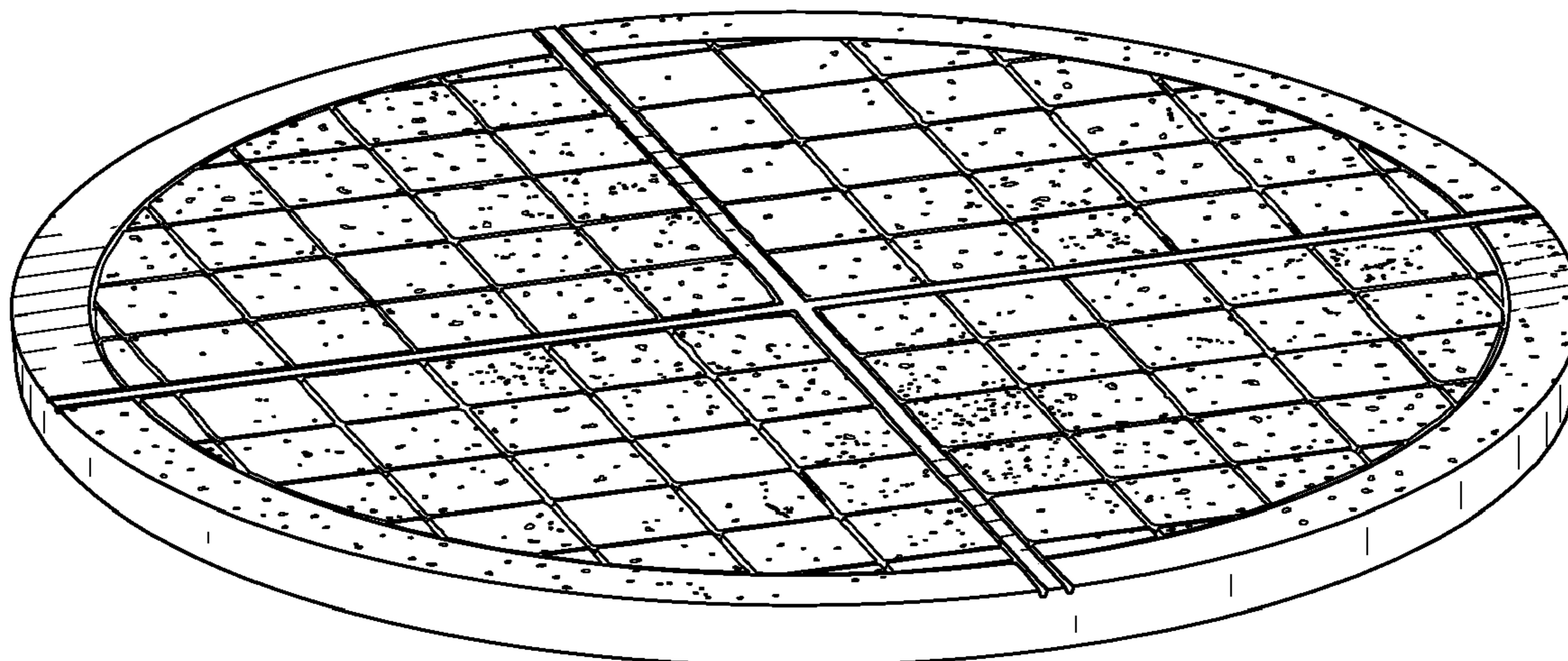
(57) **CLAIM**

The ornamental design for a table top, as shown and described.

DESCRIPTION

FIG. 1 is a perspective view of my ornamental design;
FIG. 2 is a top plan view of the ornamental design of FIG. 1;
FIG. 3 is a side elevation view of the ornamental design of FIG. 1, the left side, front side and rear side being a mirror image thereof; and,
FIG. 4 is a bottom plan view of the ornamental design of FIG. 1.

1 Claim, 4 Drawing Sheets



US D571,587 S

Page 2

U.S. PATENT DOCUMENTS

D375,844 S	11/1996	Edwards et al.		D480,234 S	10/2003	O'Hare	
D376,281 S	* 12/1996	Robertson	D6/484	D485,694 S	1/2004	Tseng	
D376,498 S	12/1996	Bergelin		D486,970 S	2/2004	Tseng	
D378,479 S	3/1997	Smith		D499,904 S	12/2004	Roberts	
D380,307 S	7/1997	Diaz-Azcuy		D502,617 S	3/2005	Chang	
D380,308 S	7/1997	Diaz-Azcuy		D509,383 S	9/2005	Suzuki et al.	
D380,309 S	7/1997	Diaz-Azcuy		D510,221 S	10/2005	Lowsky	
D380,310 S	7/1997	Diaz-Azcuy		D510,490 S	10/2005	Risdon	
D380,311 S	7/1997	Diaz-Azcuy		D519,762 S	5/2006	Lowsky	
D380,312 S	7/1997	Diaz-Azcuy		D521,278 S	5/2006	Lowsky	
D382,144 S	8/1997	Lo		D522,778 S	6/2006	Lowsky	
D396,582 S	8/1998	Ilitch et al.		D535,122 S	1/2007	Lowsky	
D402,828 S	12/1998	Hutton		D535,837 S	1/2007	Lowsky	
D414,354 S	9/1999	Gower		D540,570 S	4/2007	Bibi	
D415,909 S	* 11/1999	Valderen	D6/480	D545,085 S	6/2007	Lowsky	
D416,723 S	11/1999	Hsieh		D545,594 S	7/2007	Lowsky	
D423,827 S	5/2000	Tseng		2004/0200391 A1*	10/2004	Poo	108/161
D426,968 S	6/2000	Rinaldi		2007/0227416 A1*	10/2007	Wang	108/161
D429,583 S	8/2000	Black					
D432,335 S	10/2000	Wistehuff, Sr.					
D449,750 S	10/2001	Antonioni					
D454,734 S	3/2002	Sabo					
D460,883 S	7/2002	Stanton					
D461,340 S	8/2002	Walters, III					
D473,060 S	4/2003	Hutton					
D474,347 S	5/2003	Hutton					
D476,823 S	* 7/2003	Jackson	D6/429				

OTHER PUBLICATIONS

Country Casual, c1996, p. 48, Kennoway Tabel at bottom left.
Heywood Wakefield, Apr. 7, 1916, p. 110, H 406 G table at bottom right, p. 107, 6355, table at bottom left, p. 107, W 8112, table 3rd one on bottom.
Ficks Reed, No. 8317 table at left. Mar. 17, 1948.
Photograph of Bar, publication unknown; however, Applicant is aware that the table was publicly available prior to Sep. 21, 2005.

* cited by examiner

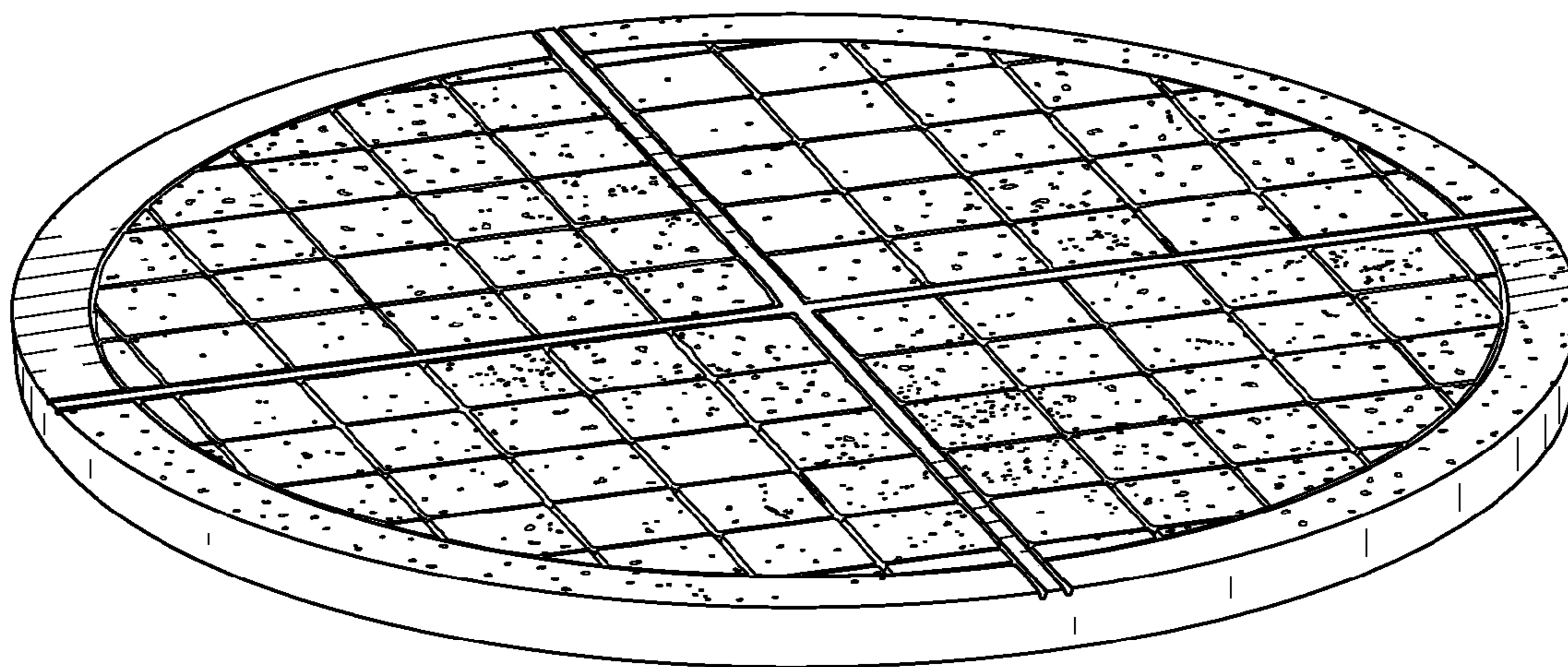


FIG. 1

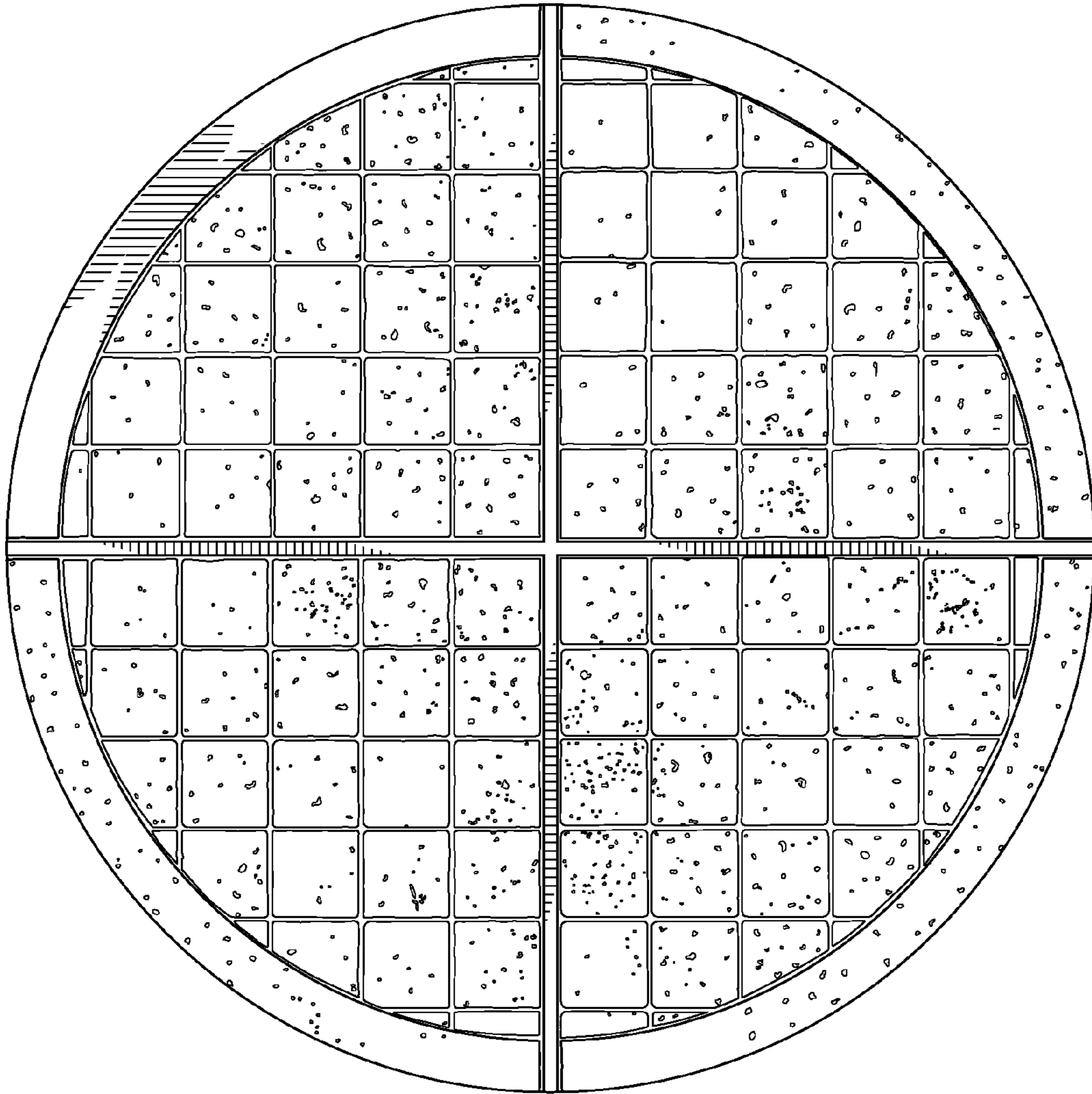


FIG. 2



FIG. 3

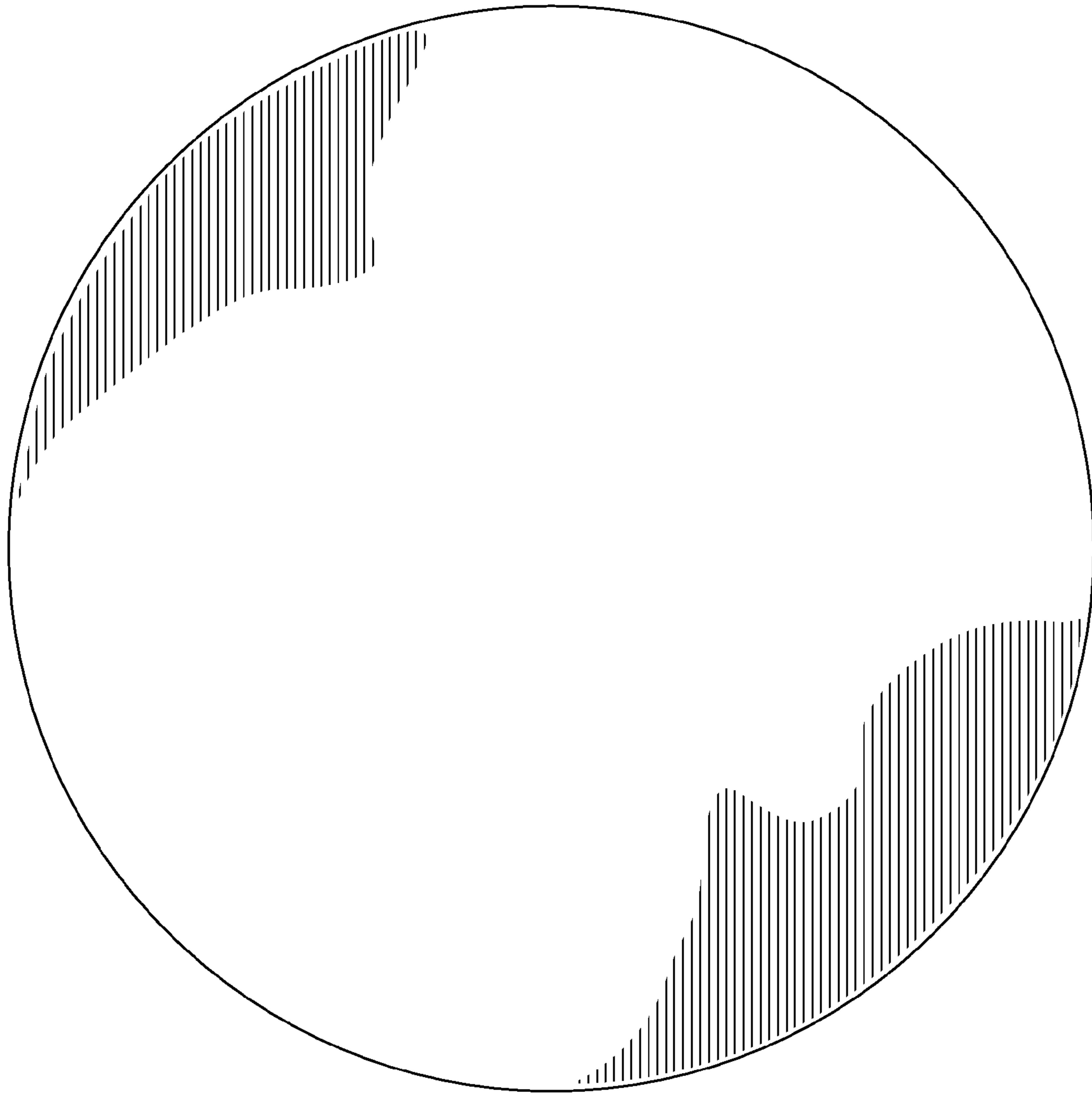


FIG. 4