



US00D571585S

(12) **United States Design Patent**
Thompson

(10) **Patent No.:** **US D571,585 S**
(45) **Date of Patent:** **** Jun. 24, 2008**

(54) **FURNITURE UNIT**

(75) **Inventor:** **David W. Thompson**, New Albany, OH
(US)

(73) **Assignee:** **American Signature, Inc.**, Columbus,
OH (US)

(**) **Term:** **14 Years**

(21) **Appl. No.:** **29/259,065**

(22) **Filed:** **May 2, 2006**

(51) **LOC (8) Cl.** **06-04**

(52) **U.S. Cl.** **D6/509**

(58) **Field of Classification Search** D6/432,
D6/434, 436-448, 470-472, 477-479, 509-511;
211/134, 153, 187, 207; 312/107, 114, 196,
312/204, 224, 227, 237, 279

See application file for complete search history.

(56) **References Cited**

U.S. PATENT DOCUMENTS

- D248,911 S * 8/1978 Handel D6/438
- D264,161 S * 5/1982 Claude D6/438
- D295,244 S * 4/1988 Bauman D6/438
- D388,635 S * 1/1998 Mohundro D6/438

- D401,441 S * 11/1998 De Blaay D6/438
- D430,425 S * 9/2000 Hazen et al. D6/438
- D507,126 S * 7/2005 Katz et al. D6/436

* cited by examiner

Primary Examiner—Caron D. Veynar

Assistant Examiner—Ricky Pham

(74) *Attorney, Agent, or Firm*—Wood, Herron & Evans,
L.L.P.

(57) **CLAIM**

The ornamental design for furniture, as shown and described.

DESCRIPTION

FIG. 1 is a front elevational view of furniture unit showing my new design.

FIG. 2 is a right-side elevational view thereof, with the left-side elevational view being a mirror image.

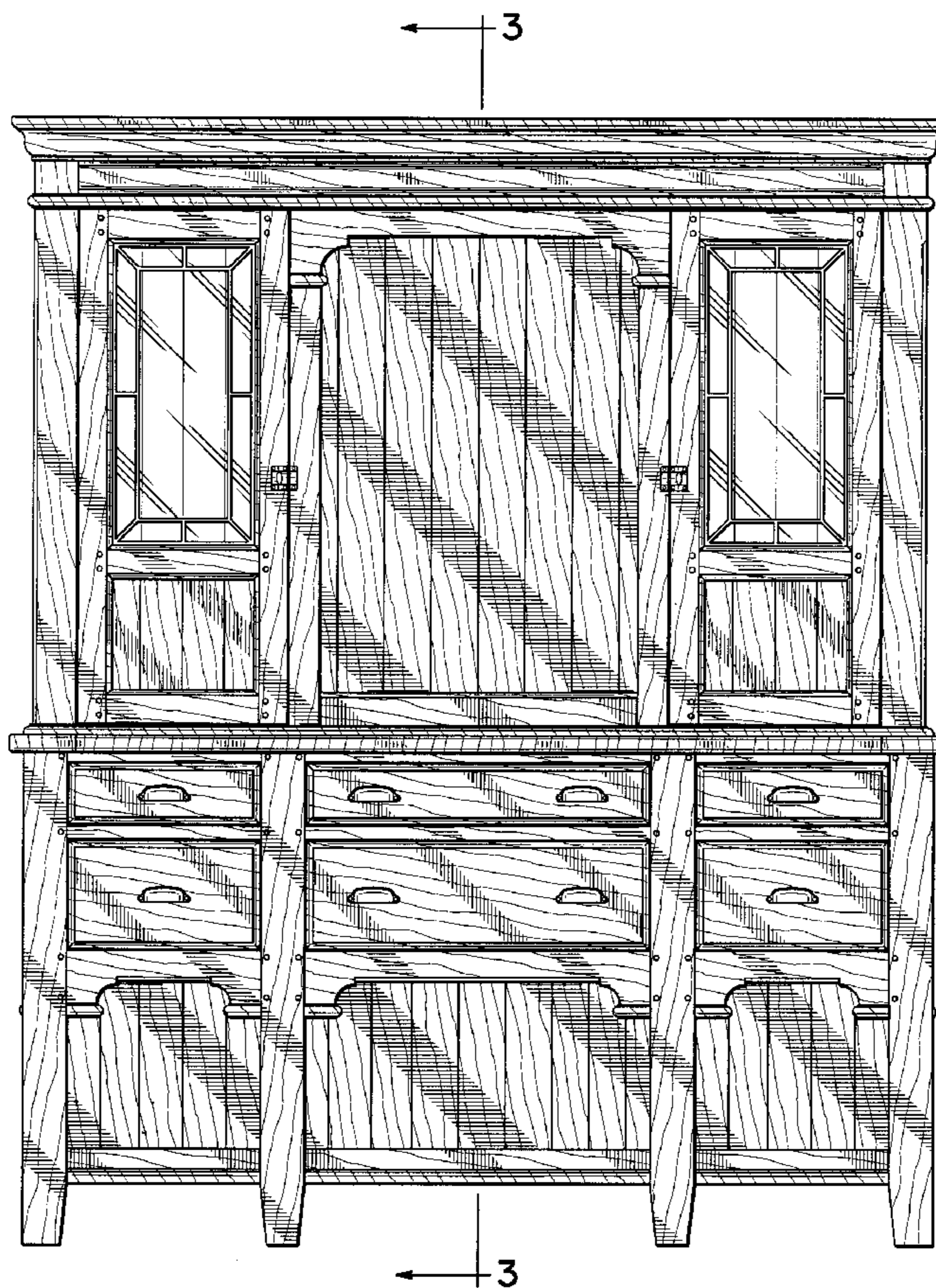
FIG. 3 is a cross-sectional view along line 3—3 of FIG. 1, depicting surface details of the front.

FIG. 4 is a rear elevational view thereof.

FIG. 5 is a top plan view thereof; and,

FIG. 6 is a bottom plan view thereof.

1 Claim, 4 Drawing Sheets






FIG. 1

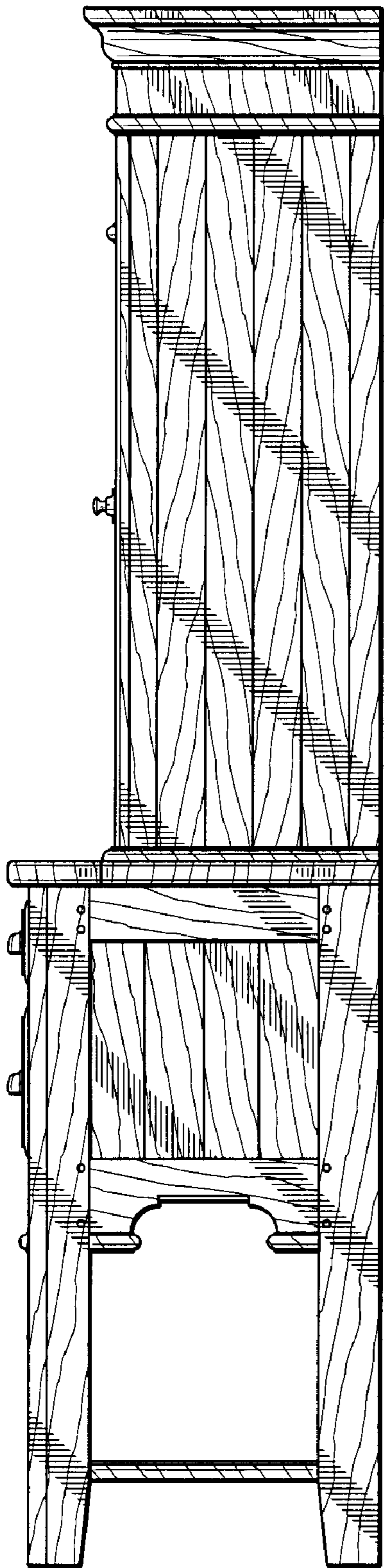


FIG. 2

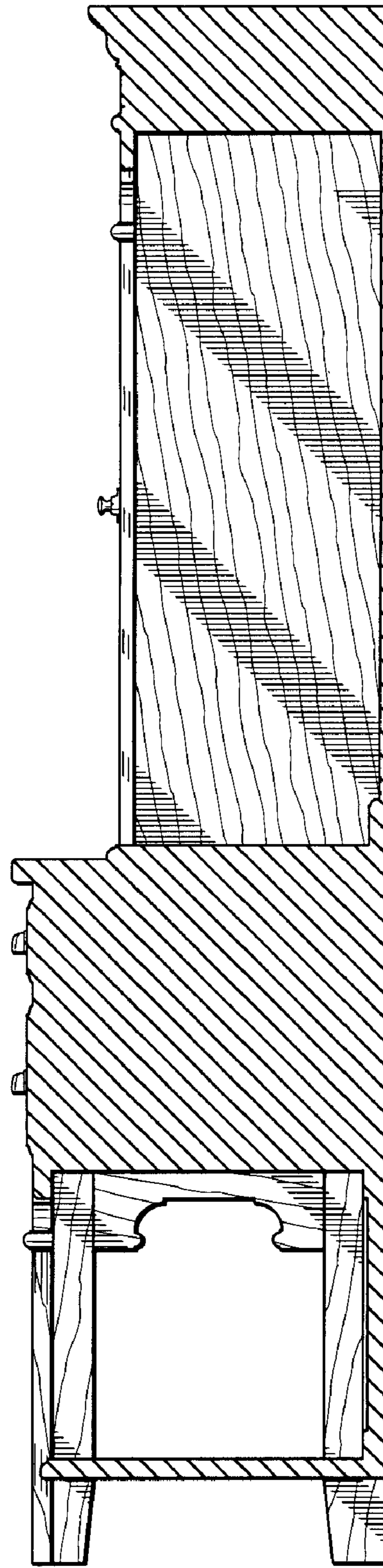


FIG. 3




FIG. 4

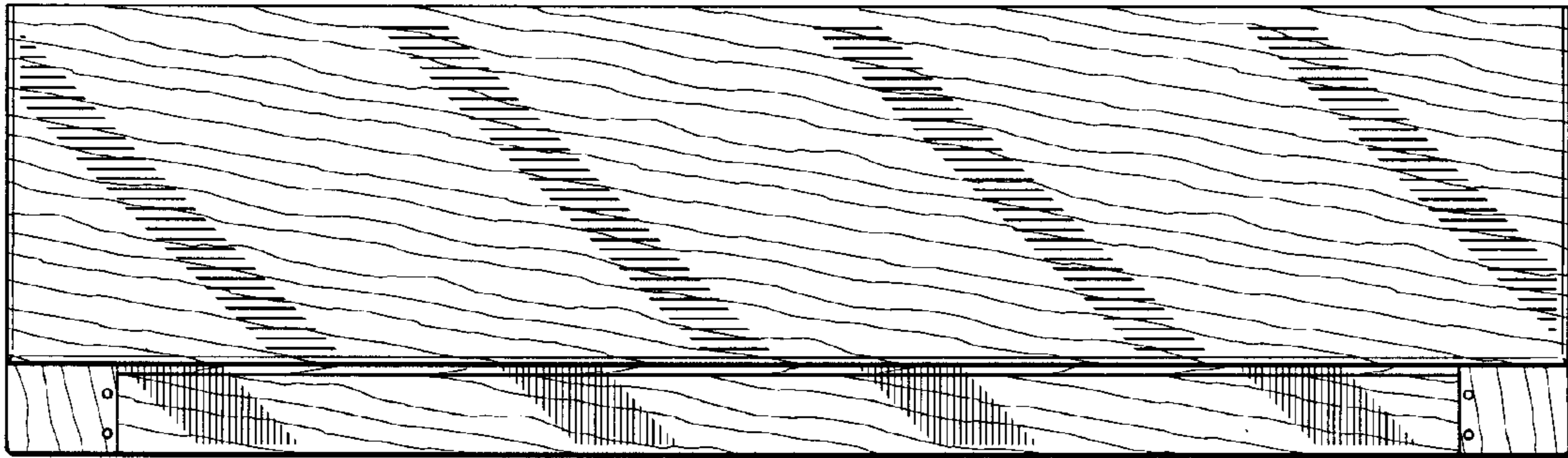


FIG. 5




FIG. 6