



US00D571584S

(12) **United States Design Patent**  
**Thompson**

(10) **Patent No.:** **US D571,584 S**  
(45) **Date of Patent:** **\*\* Jun. 24, 2008**

(54) **CABINET**

(75) Inventor: **David W. Thompson**, New Albany, OH  
(US)

(73) Assignee: **American Signature, Inc.**, Columbus,  
OH (US)

(\*\*) Term: **14 Years**

(21) Appl. No.: **29/258,985**

(22) Filed: **May 1, 2006**

(51) **LOC (8) Cl.** ..... **06-04**

(52) **U.S. Cl.** ..... **D6/509**

(58) **Field of Classification Search** ..... D6/432-448,  
D6/470, 477-479, 509, 511; 108/59, 147.11;  
211/134, 153, 187, 207; 312/107, 196, 204,  
312/237, 279

See application file for complete search history.

(56) **References Cited**

**U.S. PATENT DOCUMENTS**

- D260,835 S \* 9/1981 Smith, Jr. .... D6/470
- D262,927 S \* 2/1982 Smith, Jr. .... D6/470
- D346,914 S \* 5/1994 Wegener ..... D6/438
- D431,391 S \* 10/2000 Hazen et al. .... D6/438
- D434,249 S \* 11/2000 Cain ..... D6/438
- D445,279 S \* 7/2001 O'Hare et al. .... D6/438

- D488,646 S \* 4/2004 Domack ..... D6/470
- D498,615 S \* 11/2004 Hodges ..... D6/470
- D512,248 S \* 12/2005 Katz et al. .... D6/470
- D514,352 S \* 2/2006 Black ..... D6/439
- D549,008 S \* 8/2007 Domack et al. .... D6/470
- D560,081 S \* 1/2008 Thompson ..... D6/470

\* cited by examiner

*Primary Examiner*—Caron D. Veynar

*Assistant Examiner*—Ricky Pham

(74) *Attorney, Agent, or Firm*—Wood, Herron & Evans,  
L.L.P.

(57) **CLAIM**

The ornamental design for a cabinet, as shown and described.

**DESCRIPTION**

FIG. 1 is a front elevational view of a cabinet showing my new design.

FIG. 2 is a rear elevational view thereof.


FIG. 3 is a right-side elevational view thereof, with the left-side elevational view being a mirror image.

FIG. 4 is a top plan view thereof; and,

FIG. 5 is a bottom plan view thereof.

The broken lines in FIG. 1 depict environment and form no part of the claimed design.

**1 Claim, 3 Drawing Sheets**






FIG. 1




FIG. 2

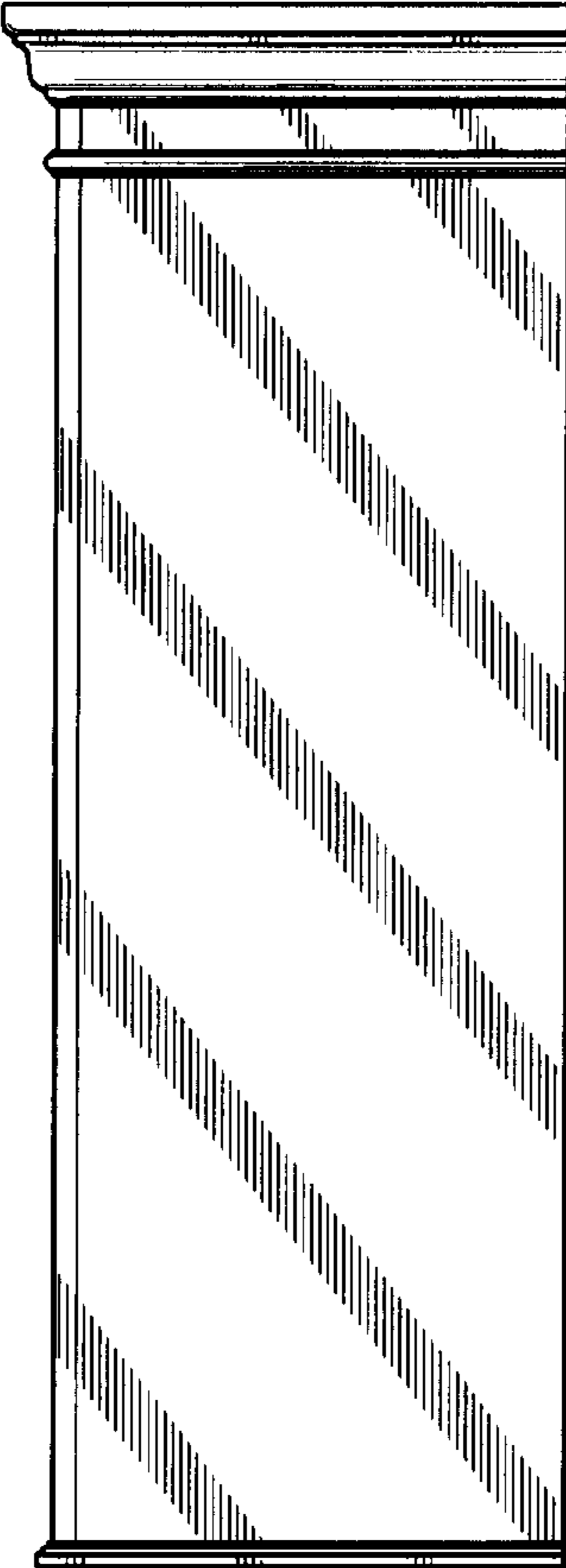


FIG. 3




FIG. 4




FIG. 5