



US00D571583S

(12) **United States Design Patent**
Thompson

(10) **Patent No.:** **US D571,583 S**
(45) **Date of Patent:** **** Jun. 24, 2008**

(54) **FOOTBOARD TOP CORNER EDGE**

(75) Inventor: **David W. Thompson**, New Albany, OH
(US)

(73) Assignee: **American Signature, Inc.**, Columbus,
OH (US)

(**) Term: **14 Years**

(21) Appl. No.: **29/296,433**

(22) Filed: **Oct. 20, 2007**

Related U.S. Application Data

(62) Division of application No. 29/255,980, filed on Mar.
14, 2006.

(51) **LOC (8) Cl.** **06-02**

(52) **U.S. Cl.** **D6/503; D6/491; D6/505**

(58) **Field of Classification Search** D6/382,
D6/389, 393-395, 505-508, 503, 491, 300,
D6/495, 497, 493, 434; 5/53.1, 907, 279.1,
5/280, 281

See application file for complete search history.

(56) **References Cited**

U.S. PATENT DOCUMENTS

D55,426 S	6/1920	Lipshitz
D56,725 S	12/1920	Isaacs
D63,662 S	12/1923	Schmitt
D105,663 S	8/1937	Jiranek
D159,660 S	8/1950	Nero
D160,571 S	10/1950	Belanger

D319,932 S	9/1991	Lauren	
D457,346 S	*	5/2002	O'Hare D6/393
D481,568 S	*	11/2003	Warren et al. D6/434
D505,793 S	*	6/2005	Risdon et al. D6/300
D518,660 S	*	4/2006	Domack et al. D6/393
D531,841 S	*	11/2006	Schmitt D6/505
D531,842 S	*	11/2006	Schmitt D6/505
D548,481 S	*	8/2007	Domack et al. D6/393

* cited by examiner

Primary Examiner—Janice E Seeger

(74) *Attorney, Agent, or Firm*—Wood, Herron & Evans,
L.L.P.

(57) **CLAIM**

The ornamental design for a footboard top corner edge, as
shown and described.

DESCRIPTION

FIG. 1 is a front elevational view of a footboard top corner
edge showing my new design.

FIG. 2 is a left-side elevational view thereof.

FIG. 3 is a right-side elevational view thereof.

FIG. 4 is a top plan view thereof.


FIG. 5 is a rear elevational view thereof; and,

FIG. 6 is a bottom elevational view thereof.

The broken lines in FIGS. 1-6 depict environment and form
no part of the claimed design.

The claimed design does not include any depth.

1 Claim, 2 Drawing Sheets






FIG. 1

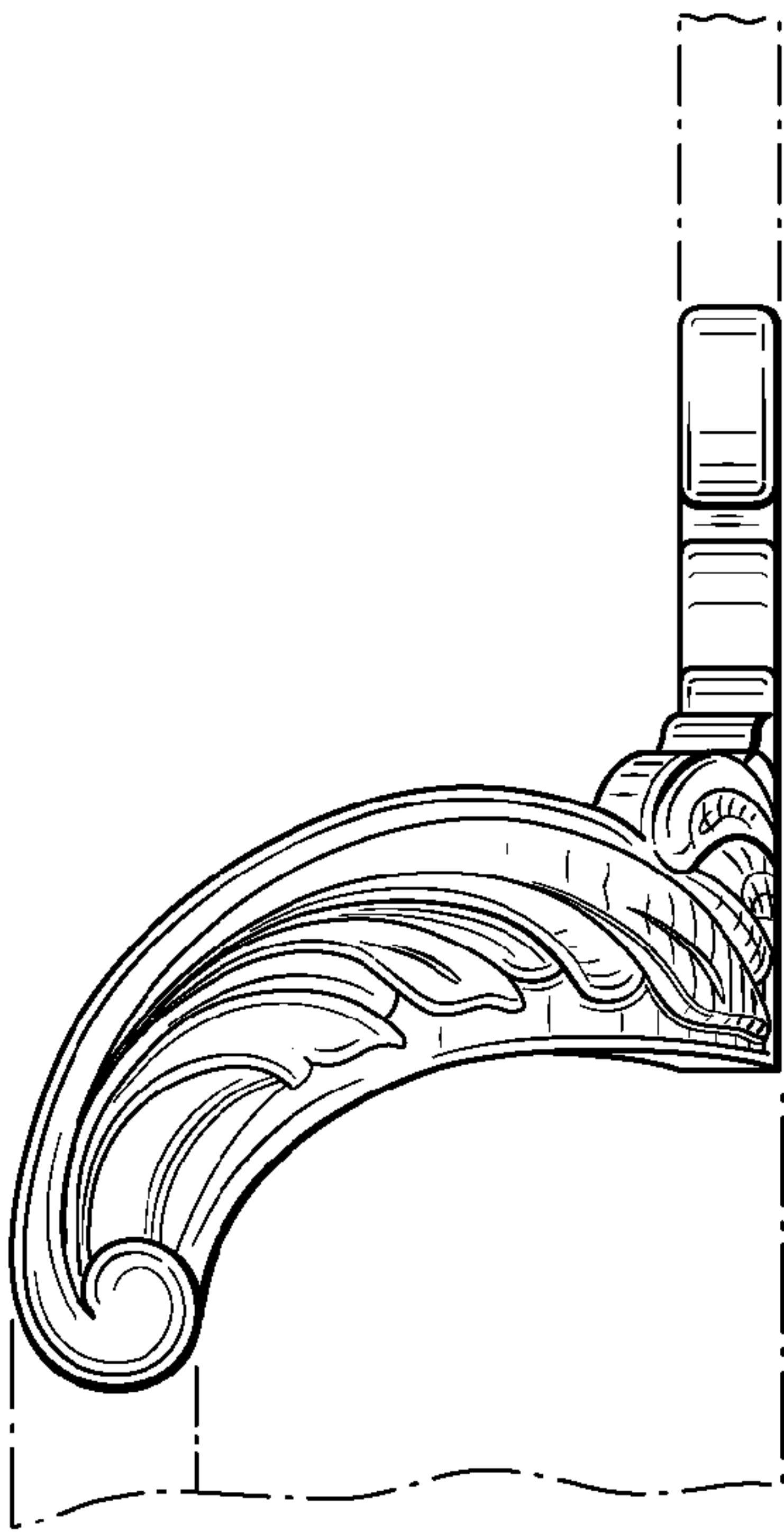


FIG. 2

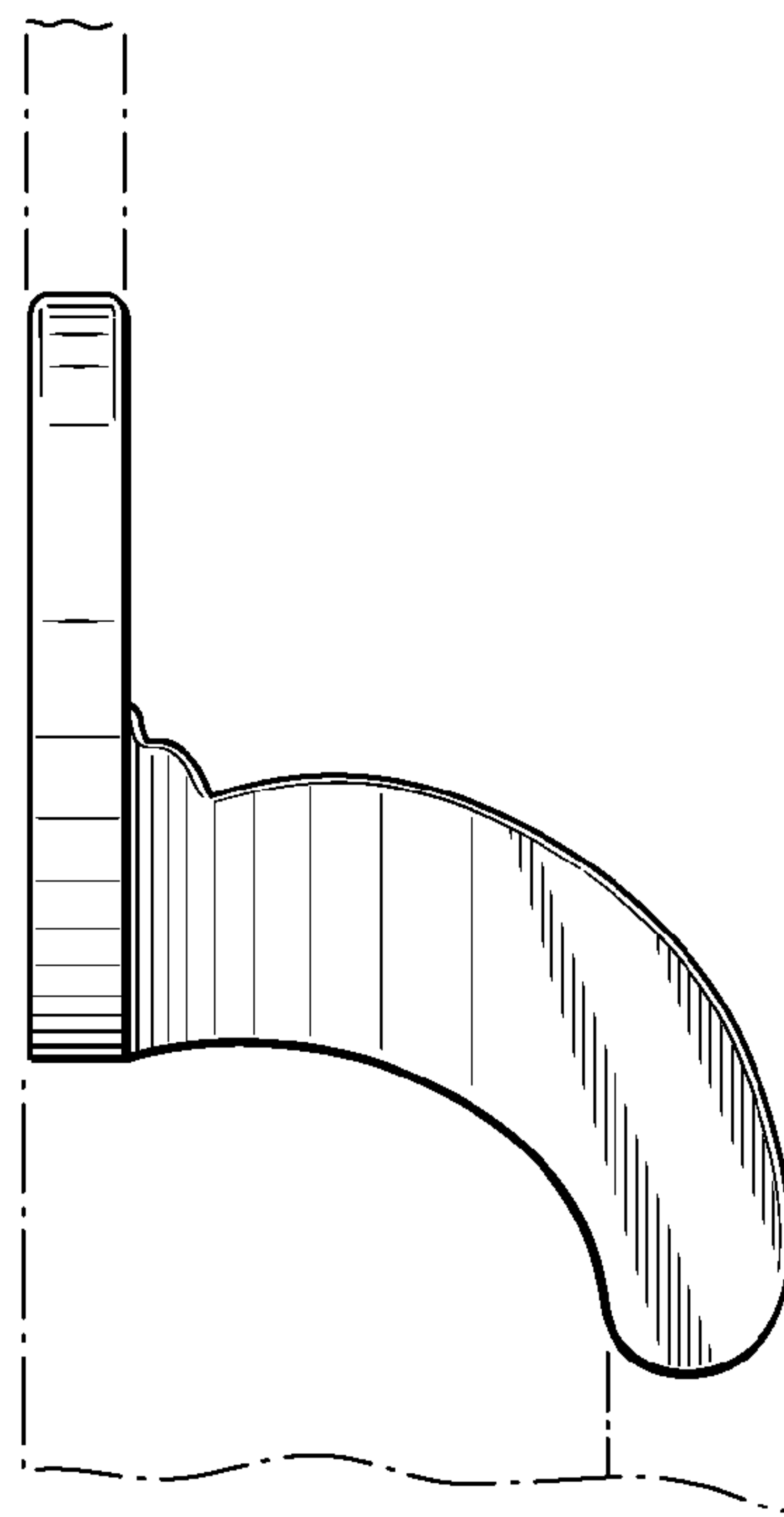


FIG. 3




FIG. 4

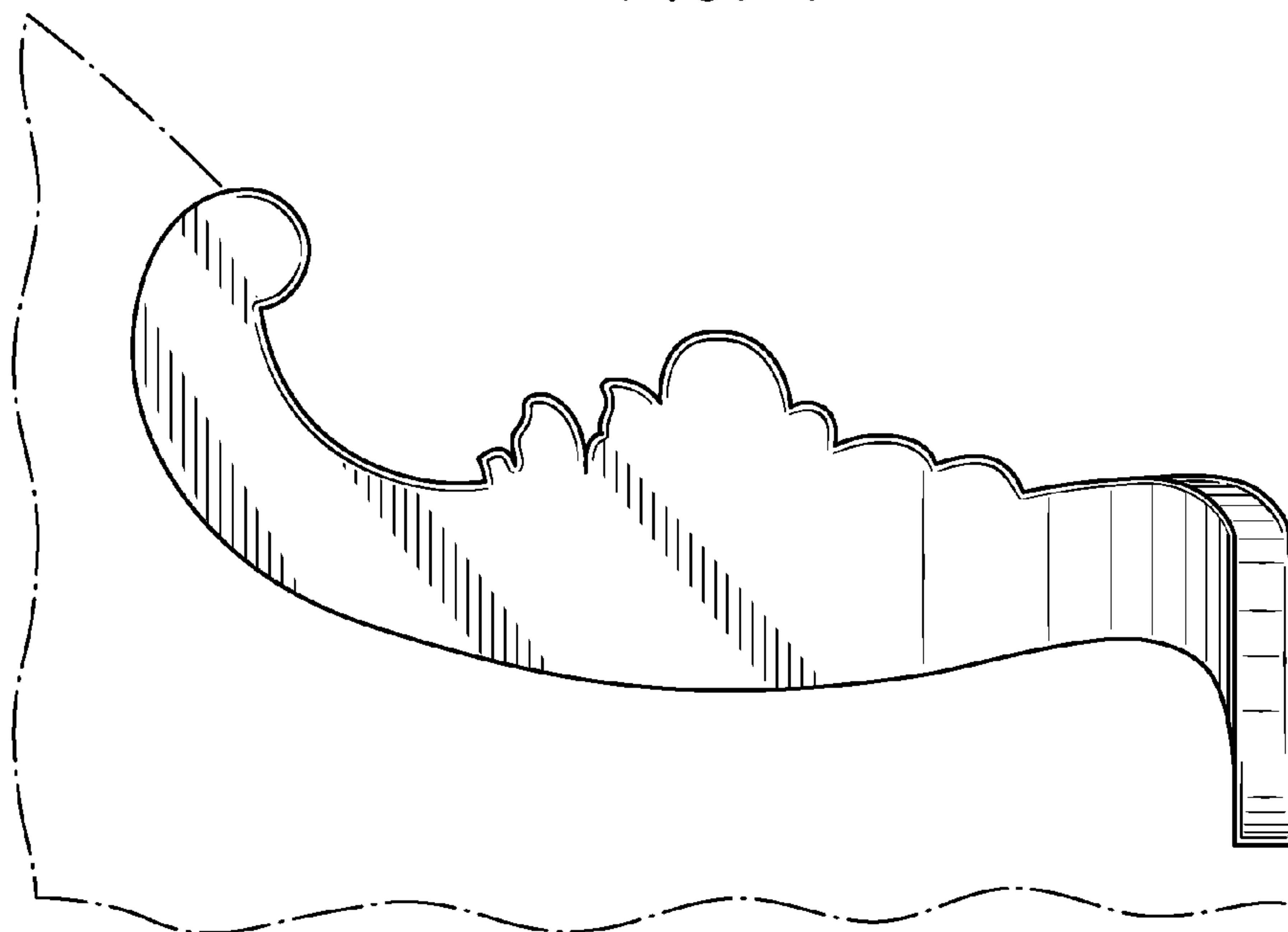


FIG. 5

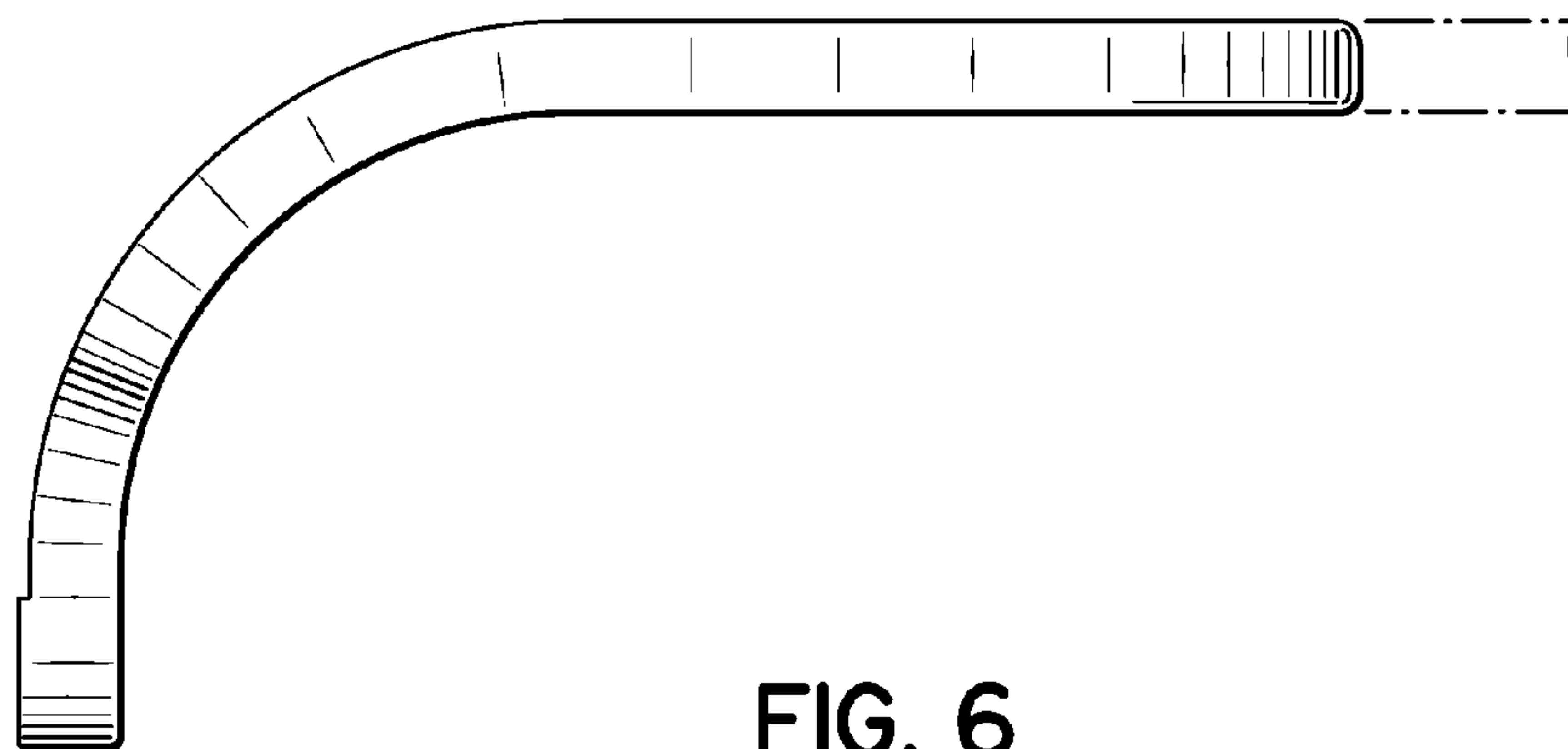


FIG. 6