



US00D571574S

(12) **United States Design Patent**
Natuzzi

(10) **Patent No.:** **US D571,574 S**
(45) **Date of Patent:** **** Jun. 24, 2008**

(54) **SOFA**
(75) Inventor: **Pasquale Natuzzi**, Santeramo in Colle
Bari (IT)
(73) Assignee: **Natuzzi S.p.A.**, Bari (IT)
(**) Term: **14 Years**
(21) Appl. No.: **29/296,962**
(22) Filed: **Oct. 31, 2007**
(51) **LOC (8) Cl.** **06-01**
(52) **U.S. Cl.** **D6/381**
(58) **Field of Classification Search** D6/334,
D6/335, 337, 341, 349, 353, 354, 377, 367-369,
D6/381, 383, 492, 500-502; 5/12.1, 12.2;
297/16.1, 16.2, 245, 283.2, 353, 354.1, 445.1,
297/448.1

See application file for complete search history.

(56) **References Cited**

U.S. PATENT DOCUMENTS

D263,770 S *	4/1982	Melchior	D6/334
D375,845 S *	11/1996	Mourgue	D6/334
D376,274 S *	12/1996	Lewis	D6/381
D385,122 S *	10/1997	Hutton	D6/381
D425,711 S *	5/2000	Desombre	D6/334
D429,082 S *	8/2000	Desombre	D6/381
6,161,231 A *	12/2000	Kraft et al.	5/18.1
D477,152 S *	7/2003	Levy	D6/381
D484,327 S *	12/2003	Ricci	D6/381
D487,646 S *	3/2004	Natuzzi	D6/381
D493,039 S *	7/2004	Ricci	D6/381
D495,514 S *	9/2004	Ricci	D6/381
D495,892 S *	9/2004	Ricci	D6/381

D495,893 S *	9/2004	Ricci	D6/381
D499,261 S *	12/2004	Ricci	D6/381
D499,263 S *	12/2004	Ricci	D6/381
D515,333 S *	2/2006	Natuzzi	D6/381
D515,334 S *	2/2006	Natuzzi	D6/381
D526,807 S *	8/2006	Natuzzi	D6/381
D527,539 S *	9/2006	Natuzzi	D6/381
D527,541 S *	9/2006	Natuzzi	D6/381
D533,365 S *	12/2006	Martin	D6/334
D540,561 S *	4/2007	Lewis	D6/381
D541,074 S *	4/2007	Natuzzi	D6/381
D546,575 S *	7/2007	Nastri	D6/381
D549,470 S *	8/2007	Hutton	D6/334
D551,463 S *	9/2007	Natuzzi	D6/381
D552,862 S *	10/2007	Natuzzi	D6/381
D552,867 S *	10/2007	Natuzzi	D6/381

* cited by examiner

Primary Examiner—Sandra Snapp
(74) *Attorney, Agent, or Firm*—Egbert Law Offices

(57) **CLAIM**

The ornamental design for a sofa, as shown and described.

DESCRIPTION

FIG. 1 is a front perspective view of the sofa showing my new design;

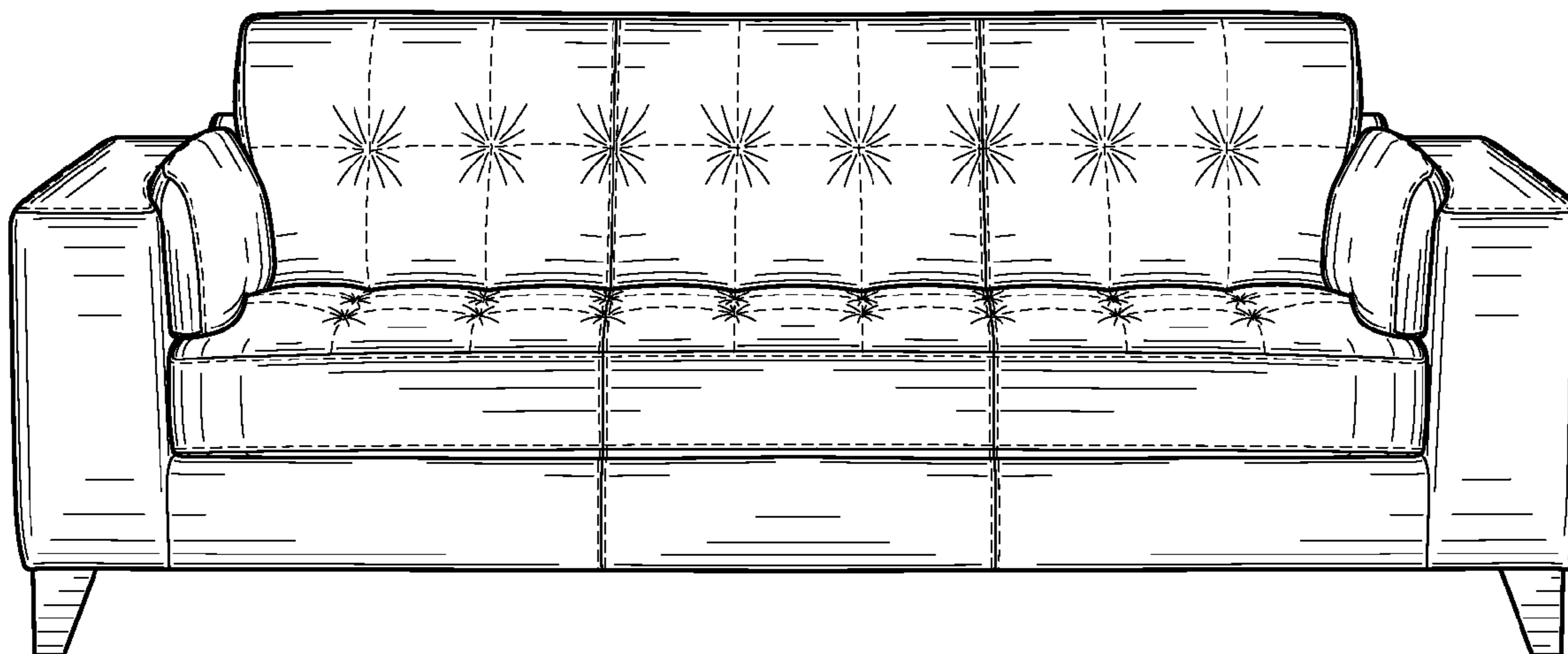
FIG. 2 is top plan view thereof;

FIG. 3 is a back perspective view thereof; and,

FIG. 4 is a side view thereof, an opposite side view being a mirror image thereof.

The broken lines shown on the sofa are understood to represent stitching.

1 Claim, 2 Drawing Sheets



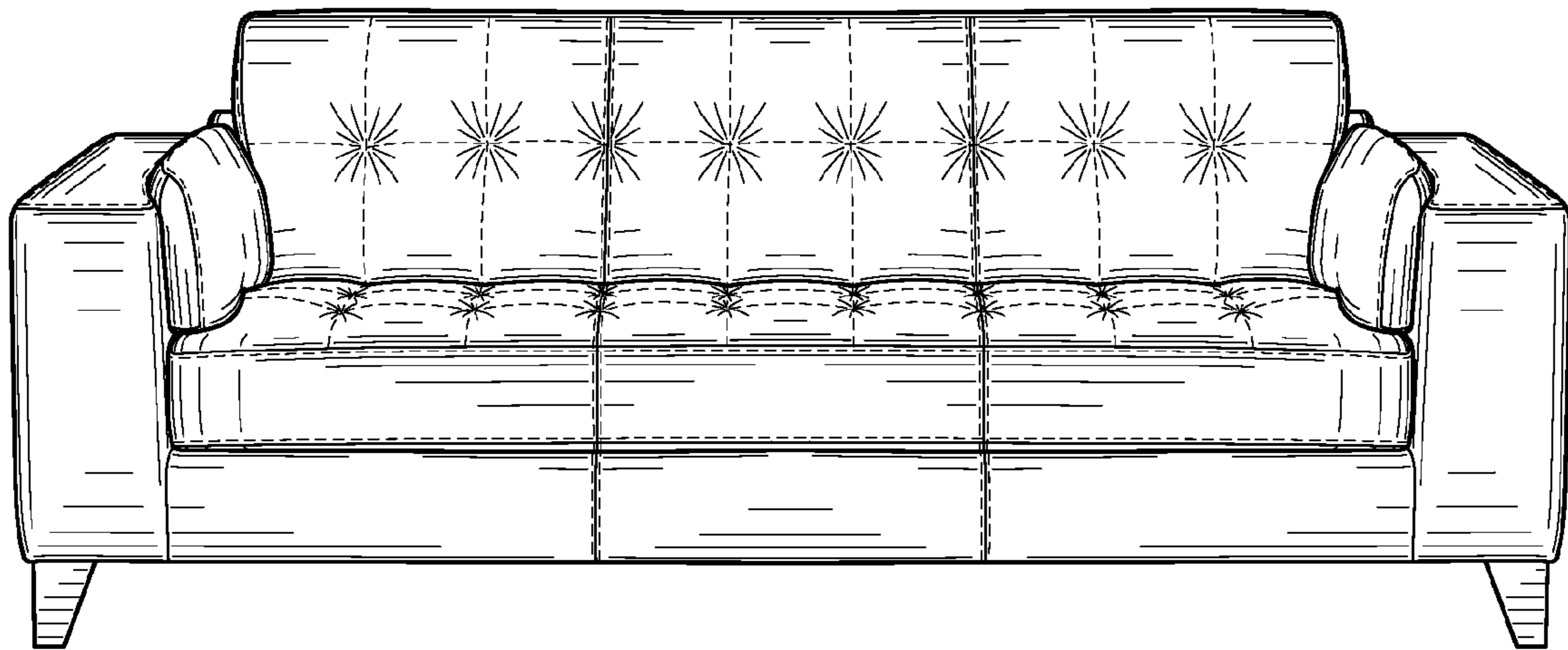


FIG. 1

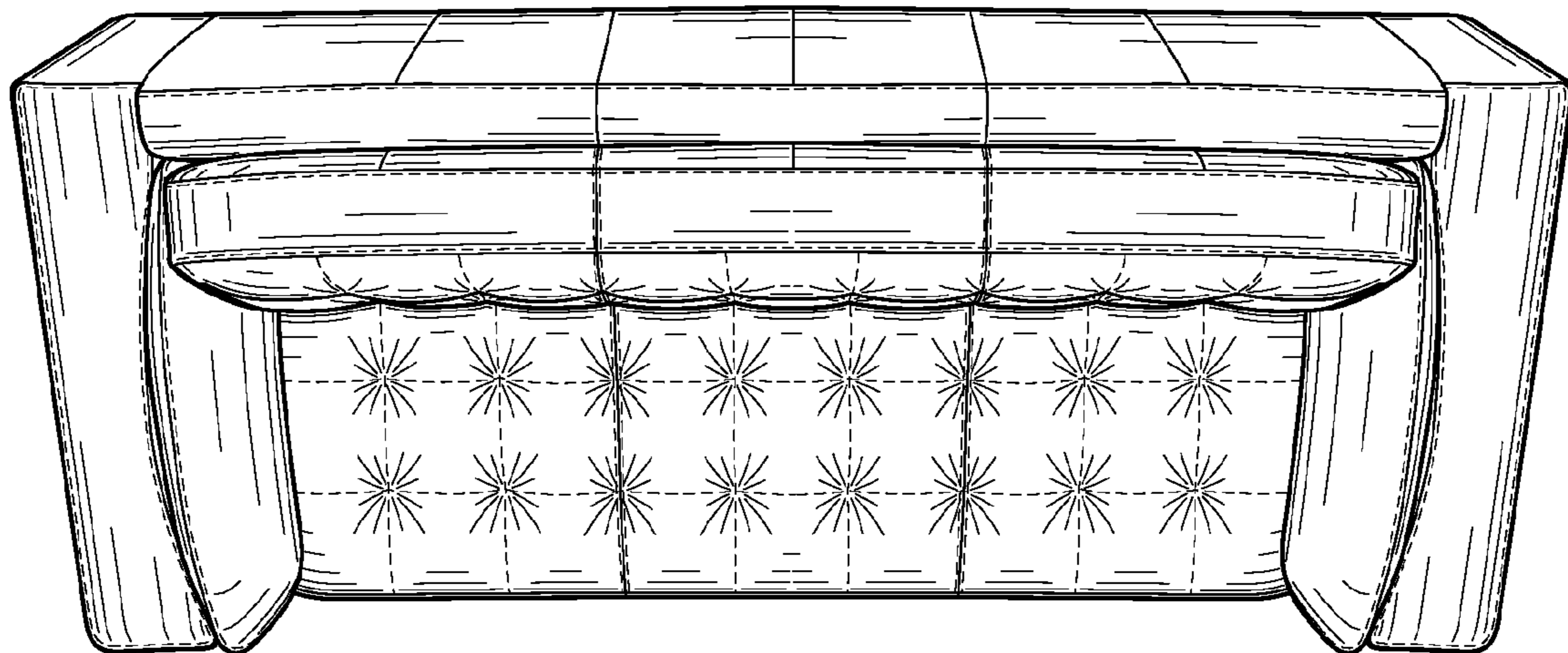


FIG. 2

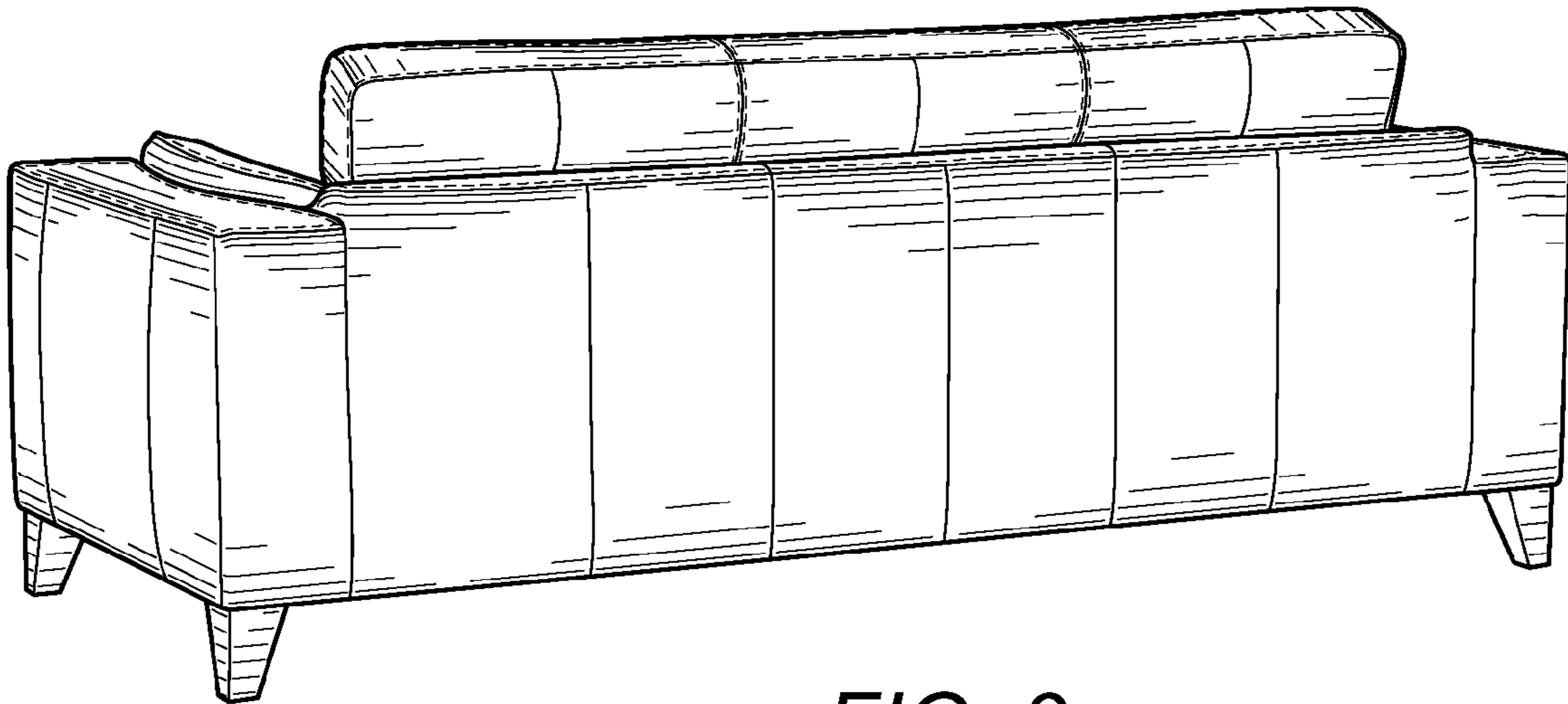


FIG. 3

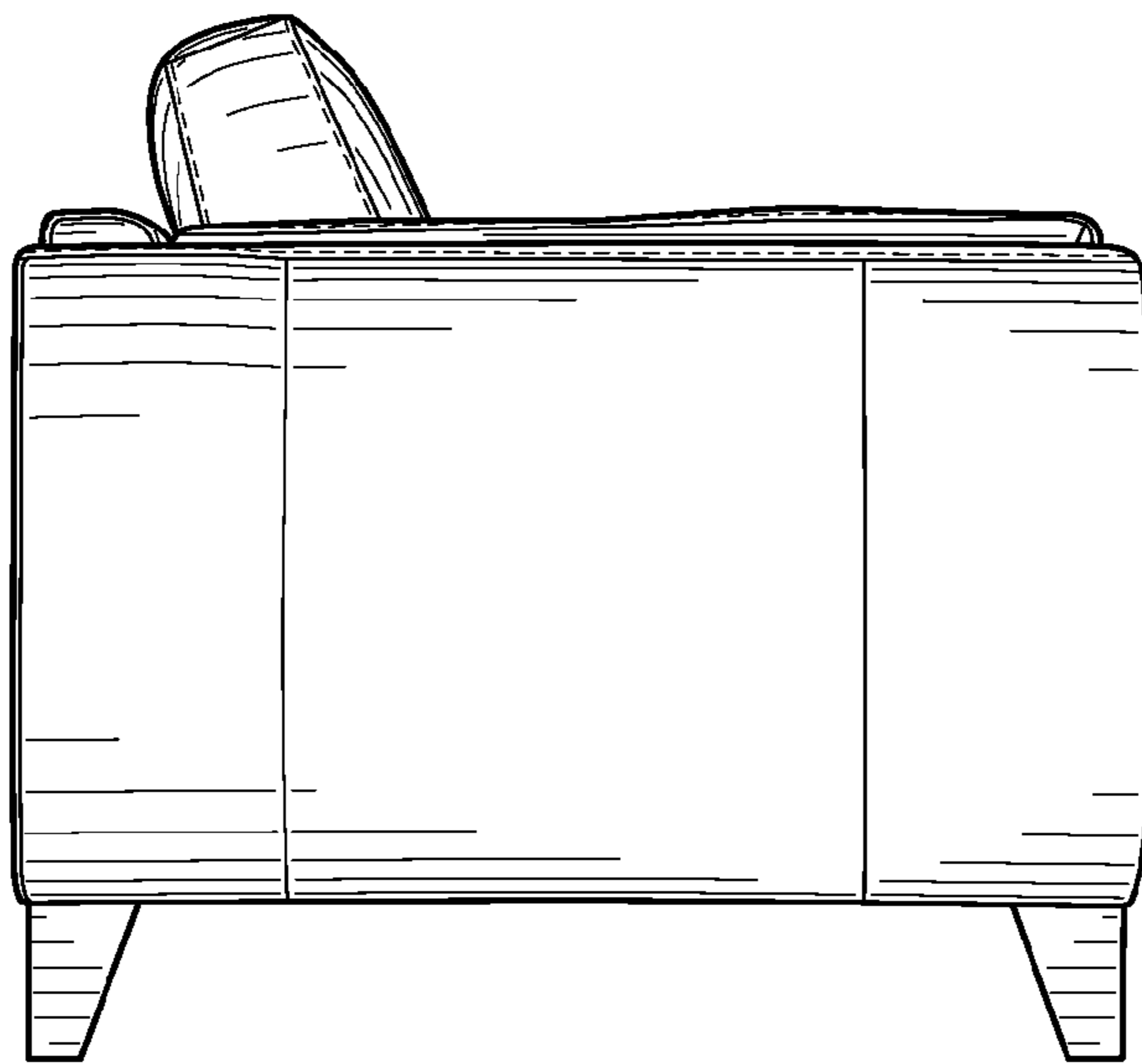


FIG. 4