



US00D571570S

(12) **United States Design Patent**
Zhang

(10) **Patent No.:** **US D571,570 S**
(45) **Date of Patent:** **** Jun. 24, 2008**

(54) **SWIVEL CHAIR**
(75) Inventor: **Jiayong Zhang**, Zhejiang Province (CN)
(73) Assignee: **Zhejiang Yongyi Furniture Co., Ltd.**,
Zhejiang Province (CN)
(**) Term: **14 Years**
(21) Appl. No.: **29/274,751**
(22) Filed: **May 21, 2007**

D353,718 S 12/1994 Olson
D357,130 S 4/1995 Schultz
D362,973 S 10/1995 Schultz
D362,974 S 10/1995 Olson et al.
D400,020 S * 10/1998 Tseng D6/366
D481,231 S * 10/2003 True D6/500
D495,155 S * 8/2004 Baldanzi et al. D6/366
D499,895 S 12/2004 Olson et al.
D514,833 S * 2/2006 Kinoshita D6/366
D520,254 S * 5/2006 Kinoshita D6/366
D538,071 S * 3/2007 Egger D6/500

* cited by examiner

(30) **Foreign Application Priority Data**
Nov. 21, 2006 (JP) 2006 3 0158602

Primary Examiner—Mimosa De
(74) *Attorney, Agent, or Firm*—Birch, Stewart, Kolasch &
Birch, LLP

(51) **LOC (8) Cl.** **06-01**
(52) **U.S. Cl.** **D6/366**
(58) **Field of Classification Search** D6/334–336,
D6/356, 364–366, 367–369, 374, 379, 380,
D6/498, 500–502; 297/353, 354.1, 411.2,
297/411.28, 452.21, 452.29, 452.24, 452.26,
297/452.32, 452.33, 452.37, 452.48
See application file for complete search history.

(57) **CLAIM**

The ornamental design for swivel chair, as shown and described.

DESCRIPTION

FIG. 1 is a front view of a swivel chair showing my new design;
FIG. 2 is a rear view thereof;
FIG. 3 is a left side view thereof;
FIG. 4 is a right side view thereof;
FIG. 5 is a top plan view thereof;
FIG. 6 is a bottom view thereof; and,
FIG. 7 is a front perspective view thereof.

(56) **References Cited**
U.S. PATENT DOCUMENTS
D218,419 S * 8/1970 Nightingale D6/366
D244,729 S 6/1977 Buhk
D244,892 S 7/1977 Koepke
D274,868 S 7/1984 Lopez-Benitez
D292,655 S 11/1987 Hendrick
D298,188 S 10/1988 Hensel
D301,662 S 6/1989 Vonhausen

1 Claim, 7 Drawing Sheets



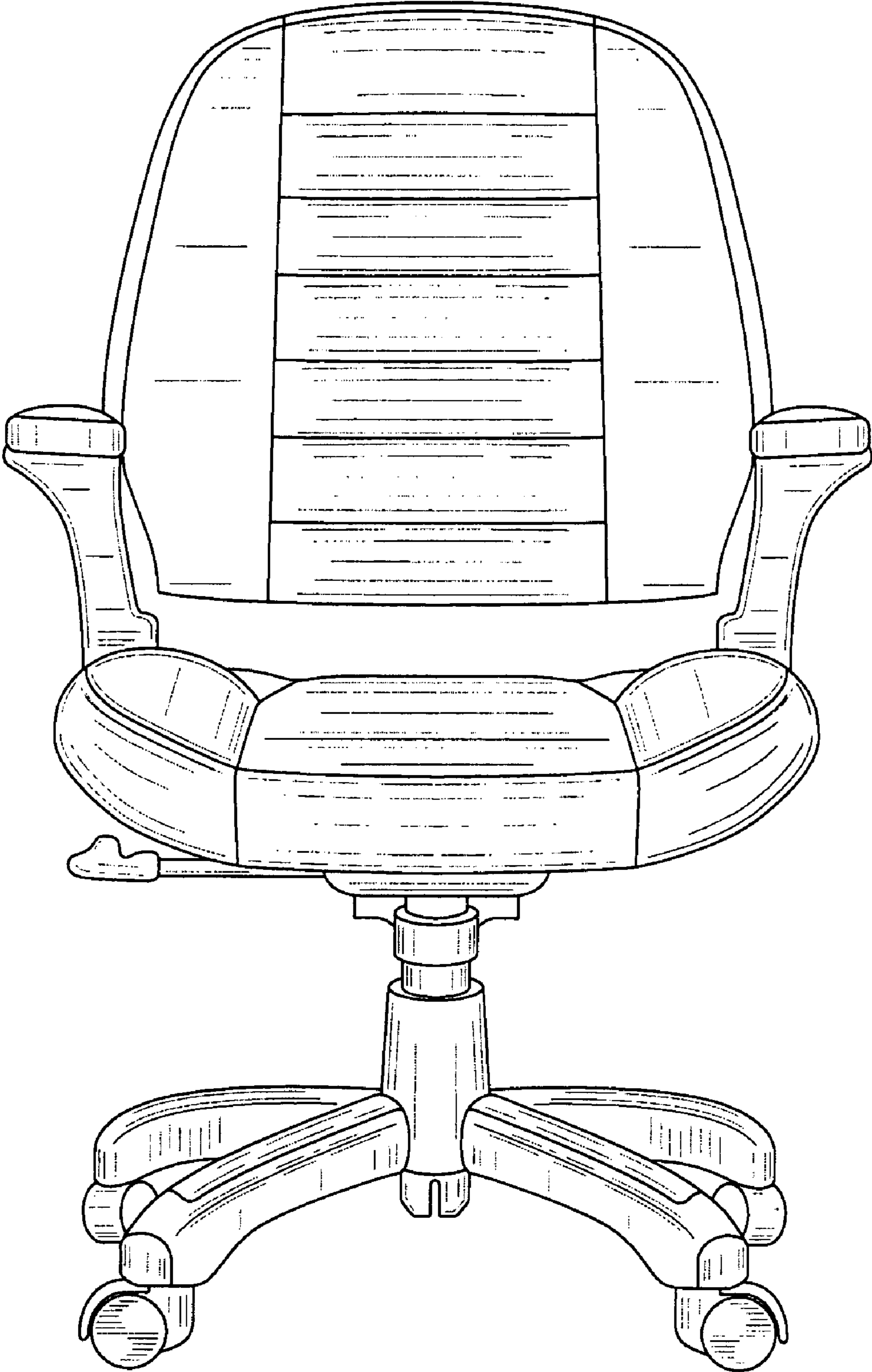


FIG. 1




FIG. 2

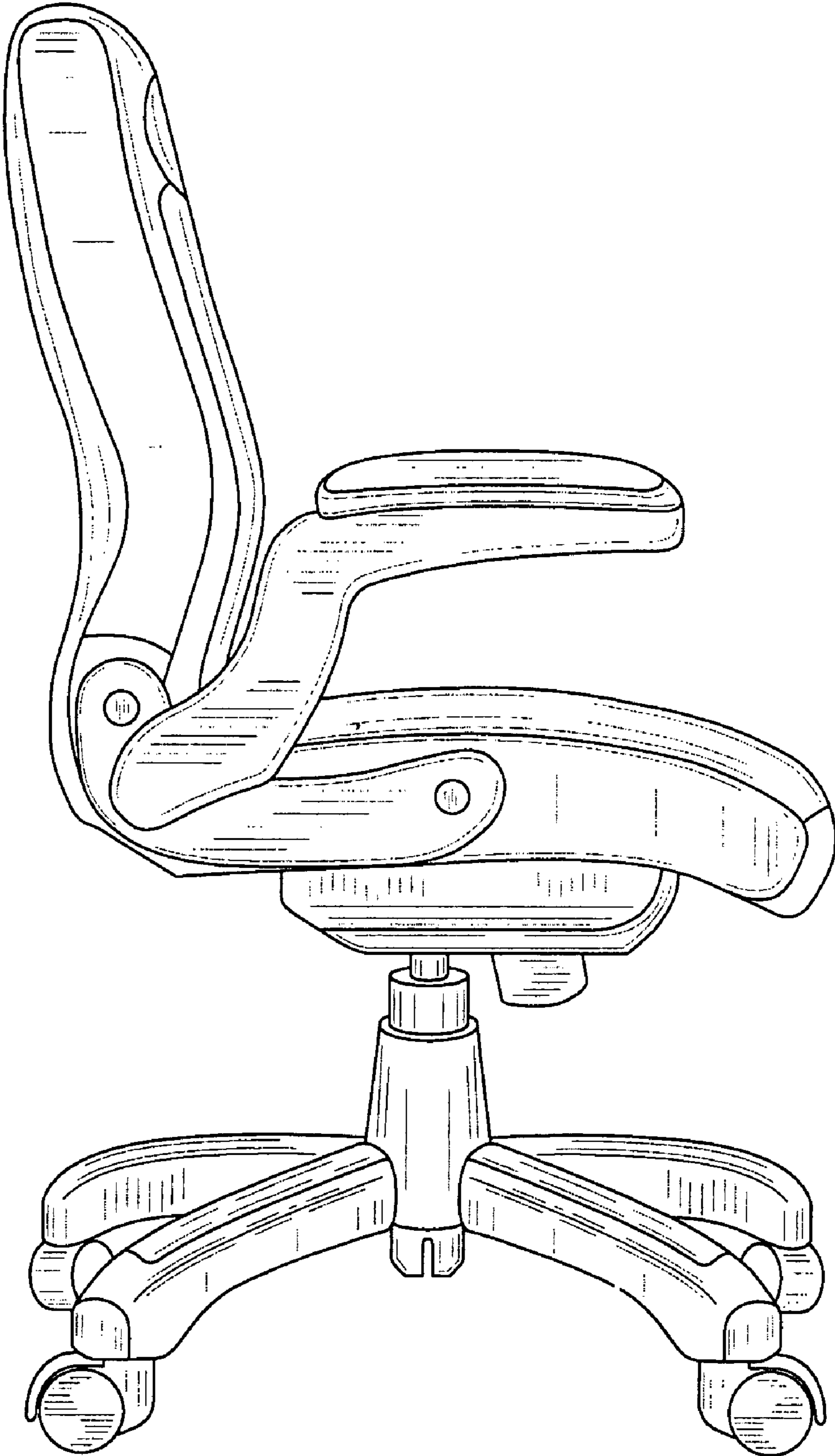


FIG. 3

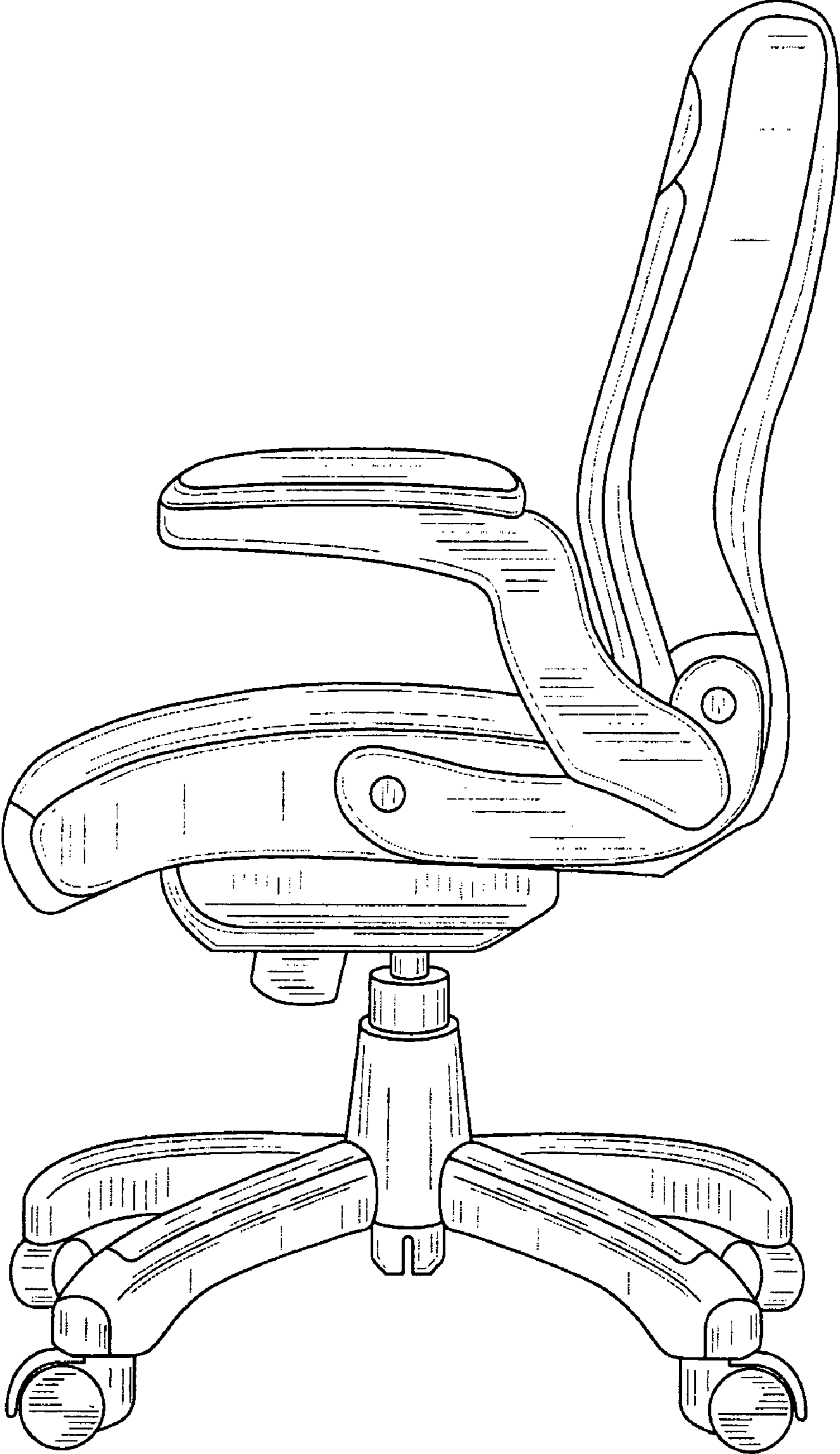


FIG. 4

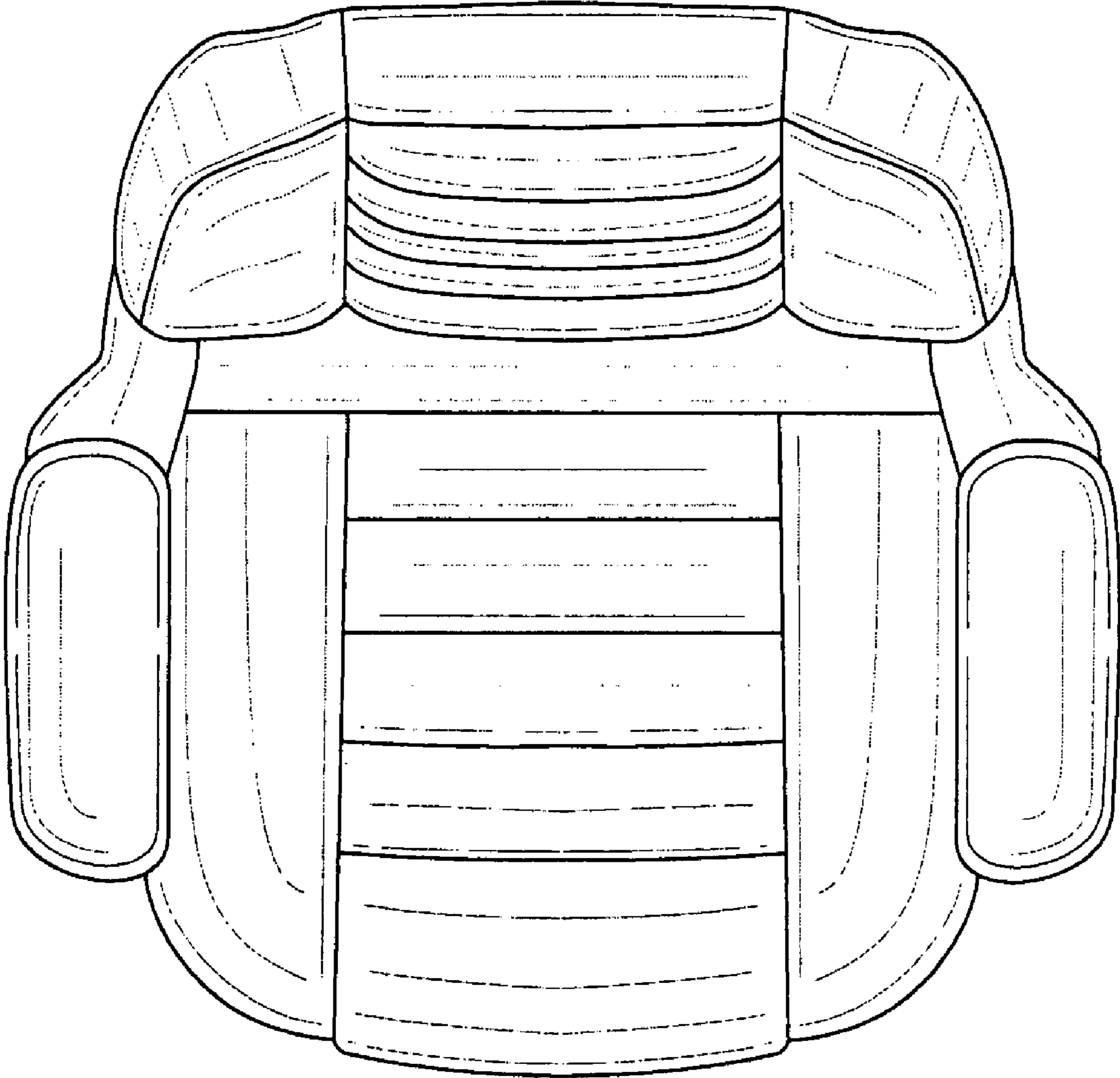


FIG. 5

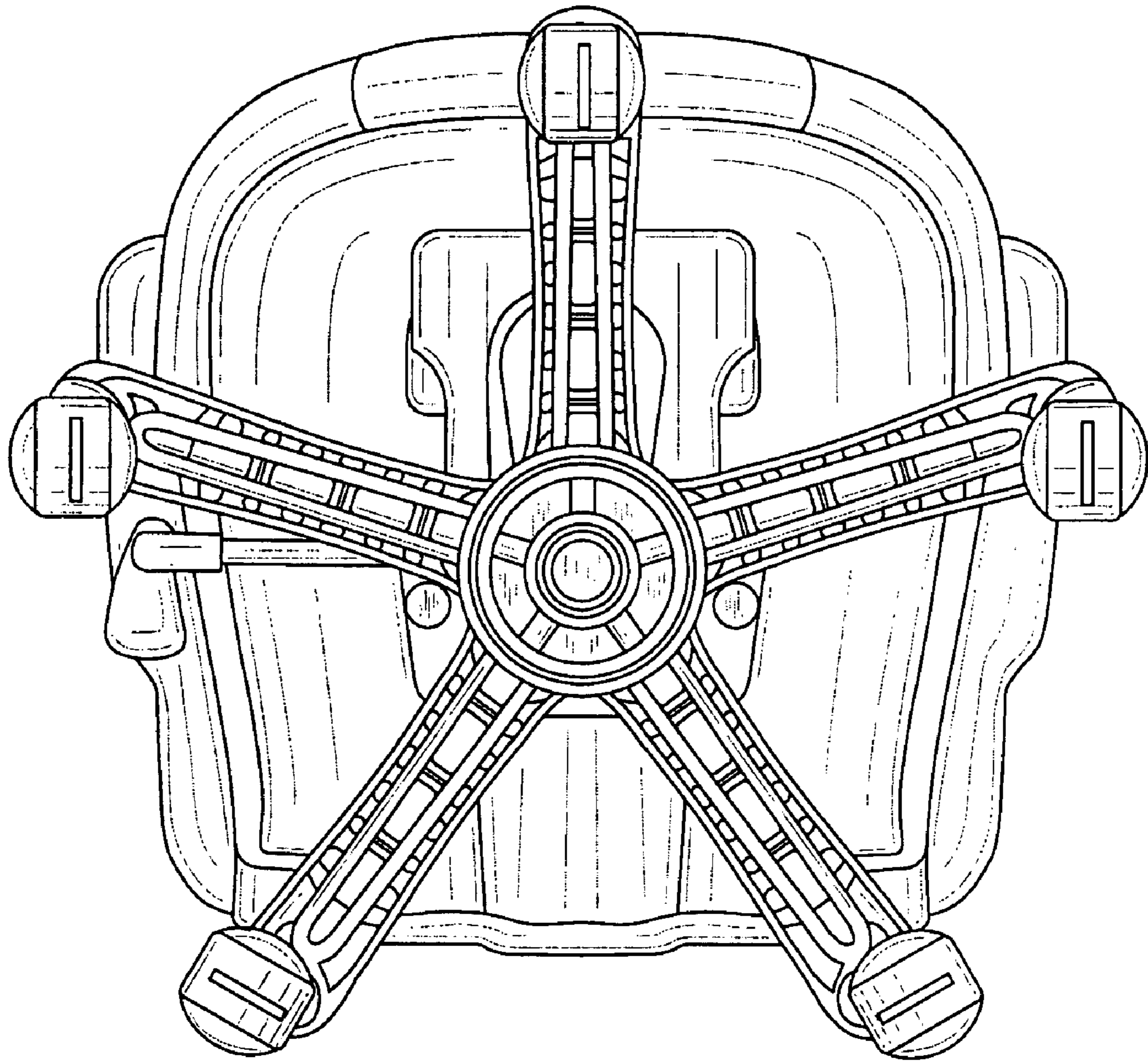


FIG. 6



FIG. 7