



US00D571567S

(12) **United States Design Patent**  
**Schroeder et al.**

(10) **Patent No.:** **US D571,567 S**  
(45) **Date of Patent:** **\*\* Jun. 24, 2008**

(54) **VEHICLE SEAT**

(75) Inventors: **Anthony M. Schroeder**, Huntington Beach, CA (US); **Jessica Vera**, Torrance, CA (US); **Hideaki Yamazumi**, Asaka (JP); **Hiroyuki Miyazaki**, Redondo, CA (US)

(73) Assignee: **Honda Motor Co., Ltd.**, Tokyo (JP)

(\*\*) Term: **14 Years**

(21) Appl. No.: **29/281,555**

(22) Filed: **Jun. 26, 2007**

(51) **LOC (8) Cl.** ..... **12-11**

(52) **U.S. Cl.** ..... **D6/354**

(58) **Field of Classification Search** ..... D6/354;  
D12/3.87, 107, 110-112; 180/219, 223,  
180/225, 233, 229, 311, 312, 315; 297/195.1,  
297/196-215, 215.1-215.16

See application file for complete search history.

(56) **References Cited**

**U.S. PATENT DOCUMENTS**

D276,033 S *	10/1984	Ohba et al.	.....	D12/110
D276,328 S *	11/1984	Ishiyama	.....	D12/110
4,917,207 A *	4/1990	Yasui et al.	.....	180/193
D312,807 S *	12/1990	Kohama et al.	.....	D12/110
D330,694 S *	11/1992	Kimura et al.	.....	D12/107
D349,078 S *	7/1994	Kimura et al.	.....	D12/107

D445,363 S *	7/2001	Luh	.....	D12/107
D482,639 S *	11/2003	Yamamoto et al.	.....	D12/110
D513,396 S *	1/2006	Lin	.....	D12/107
D541,539 S *	5/2007	Basset et al.	.....	D6/354

**OTHER PUBLICATIONS**

Yamaha 2003 Utility ATVs sales catalog, seat shown in position of use on a Kodiak 450 Automatic 4WD ATV, © 2002, pages unnumbered.\*

\* cited by examiner

*Primary Examiner*—Cathron Brooks

*Assistant Examiner*—Linda Brooks

(74) *Attorney, Agent, or Firm*—Plumsea Law Group, LLC

(57) **CLAIM**

The ornamental design for a vehicle seat, as shown and described.

**DESCRIPTION**

FIG. 1 is a rear perspective view of a vehicle seat showing our new design;

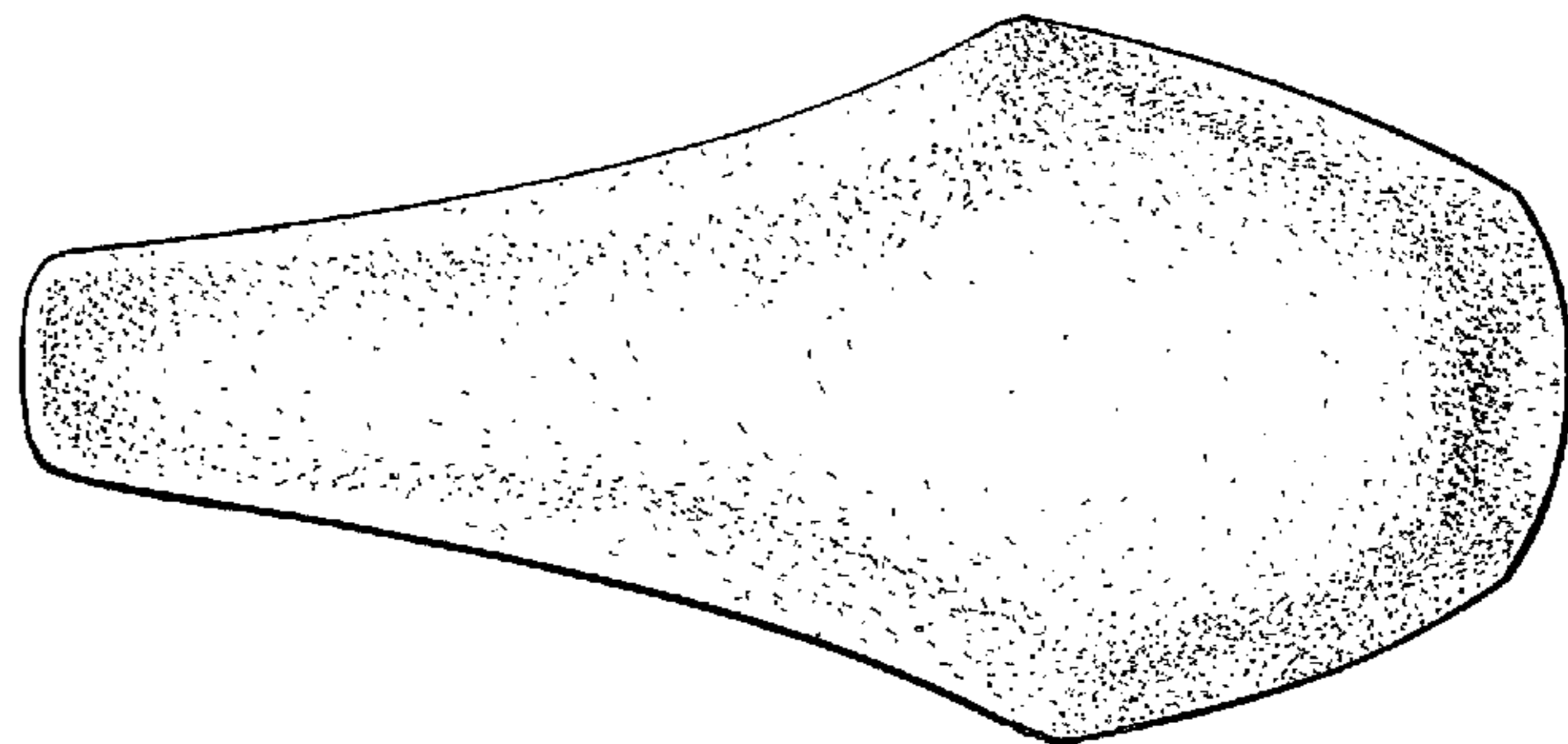
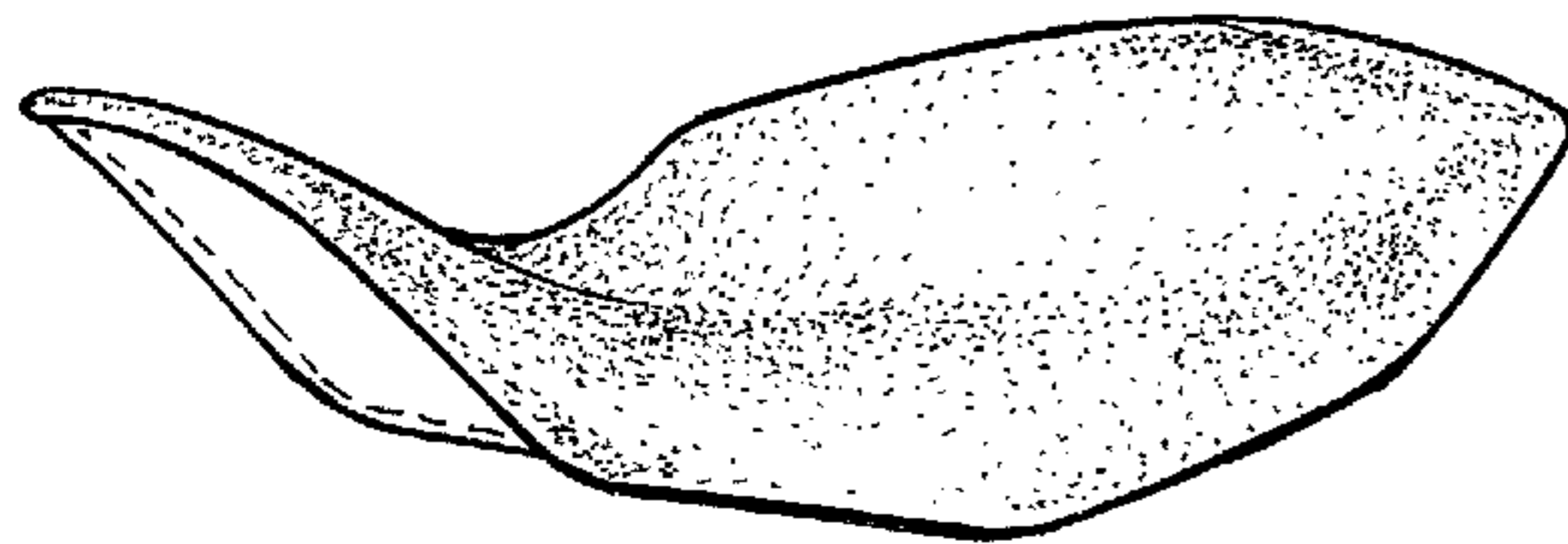
FIG. 2 is a frontal perspective view thereof;

FIG. 3 is a side elevational view of one side, the opposite side elevational view being a mirror image thereof; and,

FIG. 4 is a top plan view thereof.

The broken lines shown on the underside of the vehicle seat form no part of the claimed design.

**1 Claim, 2 Drawing Sheets**



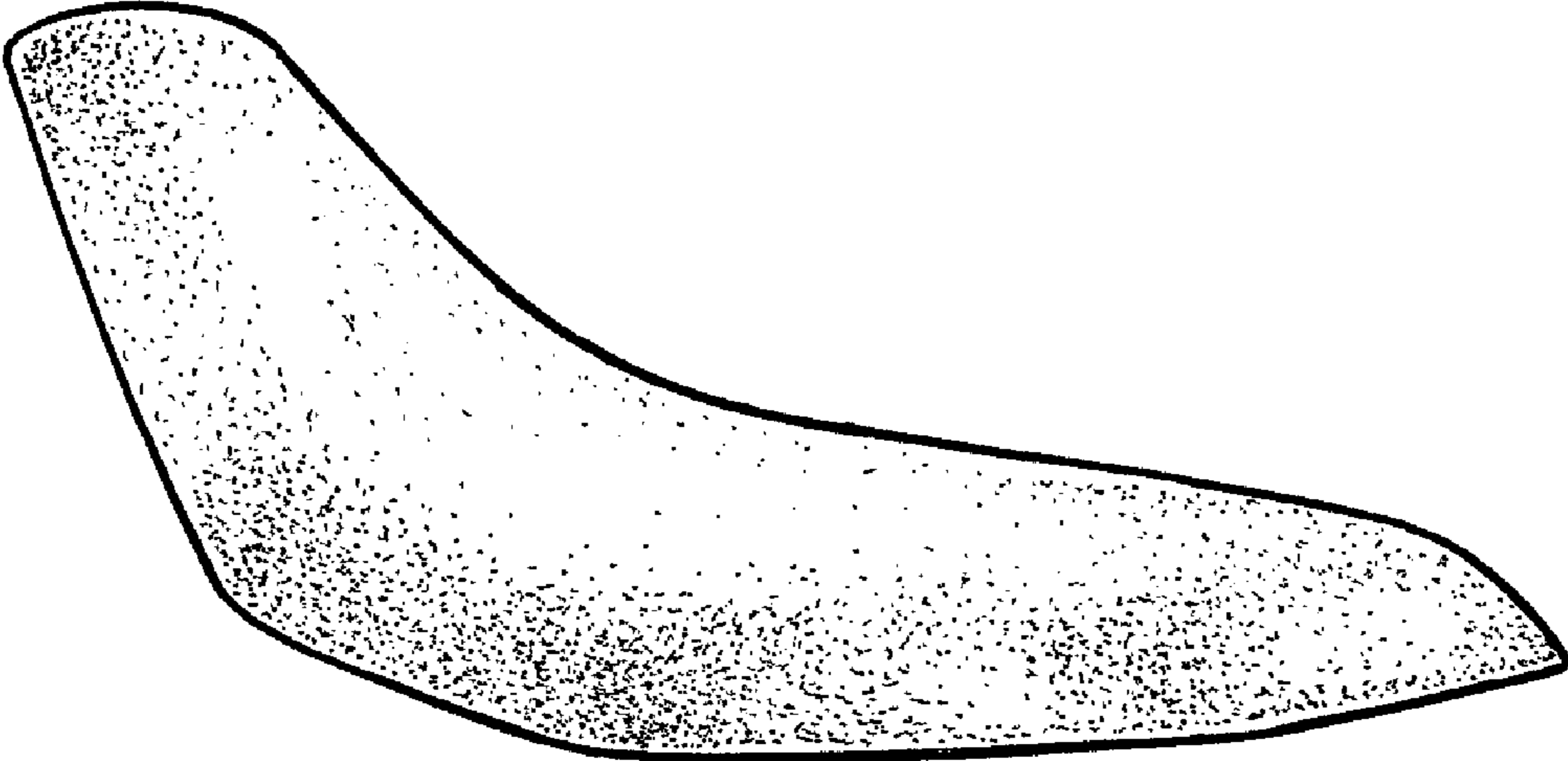


FIG. 1

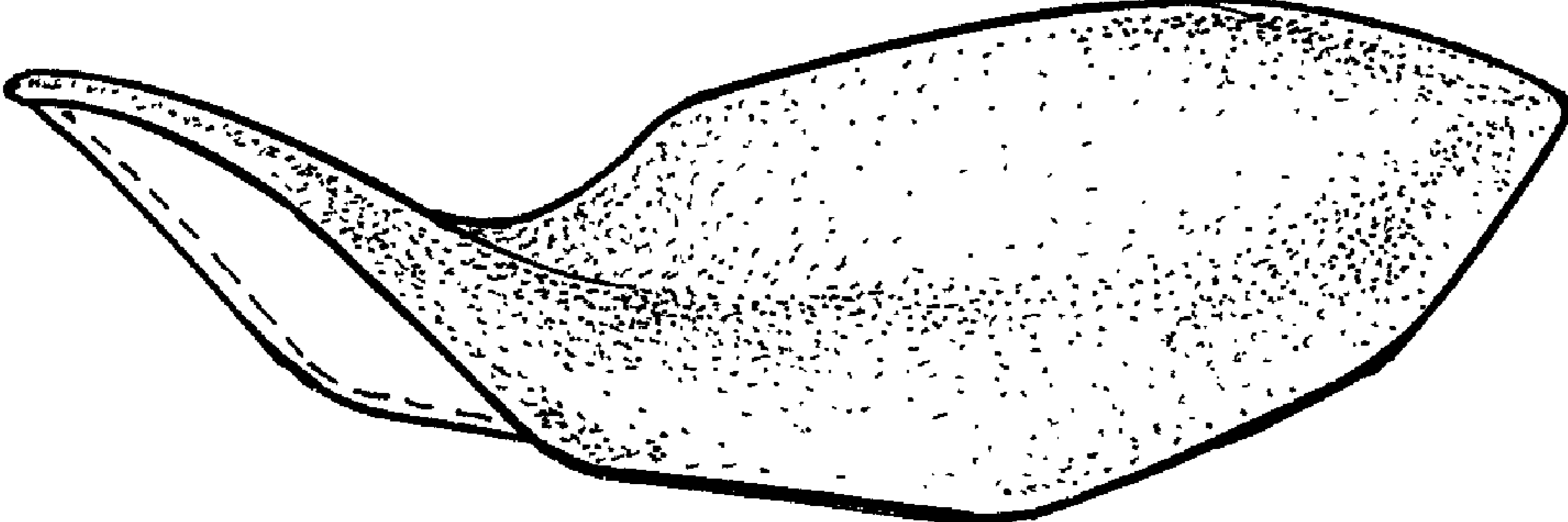


FIG. 2

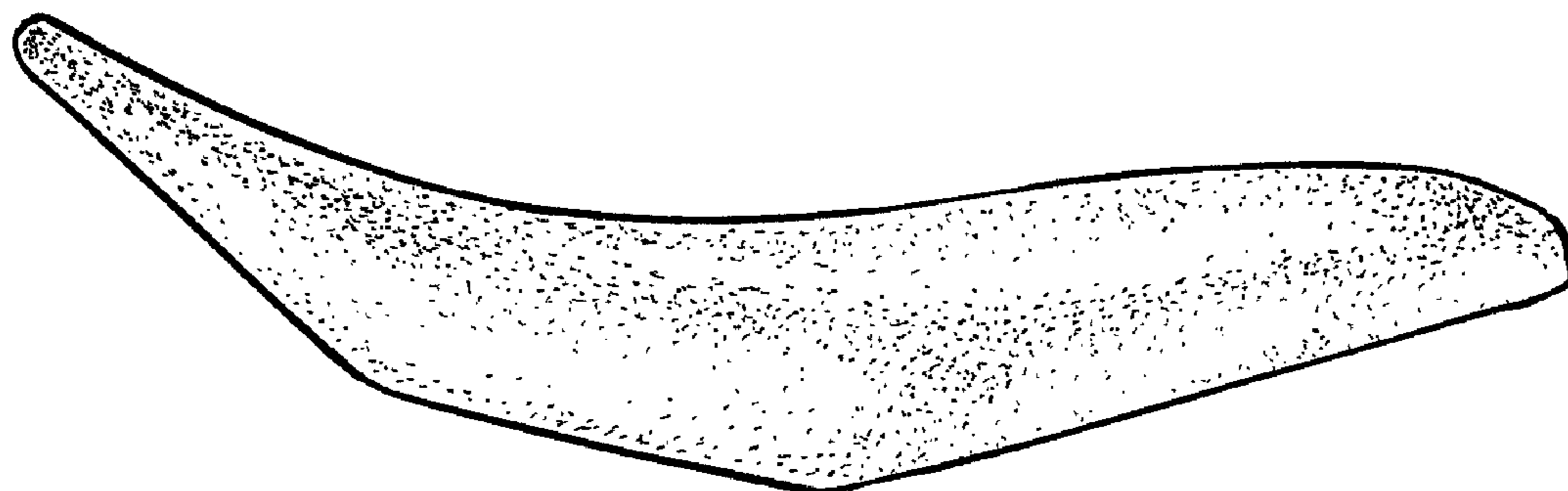


FIG. 3

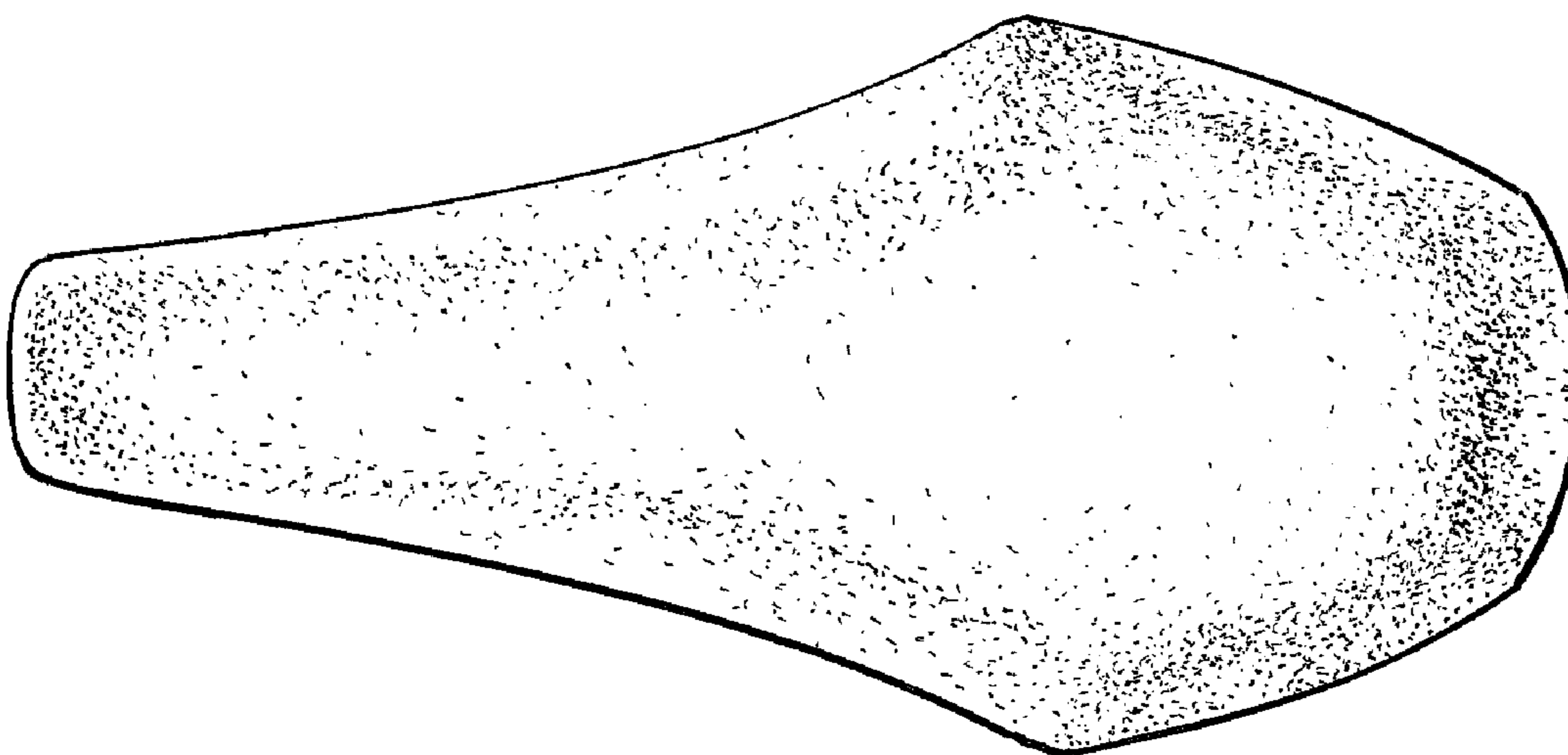


FIG. 4