

US00D571561S

(12) **United States Design Patent**
Natuzzi

(10) **Patent No.:** **US D571,561 S**
(45) **Date of Patent:** **** Jun. 24, 2008**

(54) **CHAIR**
(75) Inventor: **Pasquale Natuzzi**, Santeramo in Colle
Bari (IT)
(73) Assignee: **Natuzzi S.p.A.**, Bari (IT)
(**) Term: **14 Years**

D489,187 S * 5/2004 Natuzzi D6/334
D511,899 S * 11/2005 White et al. D6/334
D520,772 S * 5/2006 Natuzzi D6/381
D521,764 S * 5/2006 Natuzzi D6/381
D525,452 S * 7/2006 Natuzzi D6/381
D526,806 S * 8/2006 Natuzzi D6/381
D544,244 S * 6/2007 Ricci D6/381
D552,866 S * 10/2007 Natuzzi et al. D6/381

(21) Appl. No.: **29/296,675**
(22) Filed: **Oct. 25, 2007**

* cited by examiner

Primary Examiner—Sandra Snapp
(74) *Attorney, Agent, or Firm*—Egbert Law Offices

(51) **LOC (8) Cl.** **06-01**
(52) **U.S. Cl.** **D6/334**
(58) **Field of Classification Search** D6/334,
D6/335, 341, 353, 360, 364, 367, 369, 371,
D6/376, 377, 379–381, 500–502; 297/445.1,
297/446.1; 5/12.1
See application file for complete search history.

(57) **CLAIM**

The ornamental design for a chair, as shown and described.

DESCRIPTION

FIG. 1 is a front perspective view of the chair showing my design;

FIG. 2 is top plan view thereof;

FIG. 3 is a back view thereof; and,

FIG. 4 is a side view thereof, an opposite side view being a mirror image thereof.


The broken lines shown on the chair are understood to represent stitching.

(56) **References Cited**

U.S. PATENT DOCUMENTS

D382,723 S * 8/1997 Natuzzi et al. D6/381
D418,986 S * 1/2000 Natuzzi et al. D6/334
D430,421 S * 9/2000 Natuzzi et al. D6/381
D431,924 S * 10/2000 Natuzzi et al. D6/381
D431,929 S * 10/2000 Natuzzi et al. D6/381
D440,056 S * 4/2001 Natuzzi et al. D6/334
D445,266 S * 7/2001 Leon et al. D6/334

1 Claim, 2 Drawing Sheets






FIG. 1




FIG. 2




FIG. 3




FIG. 4