



US00D571545S

(12) **United States Design Patent**
Mermet

(10) **Patent No.:** **US D571,545 S**
(45) **Date of Patent:** **** Jun. 24, 2008**

(54) **PORTION OF A SHOE MIDSOLE**
(75) Inventor: **Sebastien Mermet**, Creteil (FR)
(73) Assignee: **Nike, Inc.**, Beaverton, OR (US)
(**) Term: **14 Years**
(21) Appl. No.: **29/304,311**
(22) Filed: **Feb. 28, 2008**

D553,338 S 10/2007 Holmes
D554,340 S * 11/2007 Portzline D2/964

OTHER PUBLICATIONS

Nike Footwear Catalog, Spring 2005, p. M4, published Jun. 2004.
Nike Footwear Catalog, Spring 2005, p. M5, published Jun. 2004.
Nike Footwear Catalog, Spring 2005, p. M36, published Jun. 2004.
Nike Footwear Catalog, Late Spring 2005, p. M13, published Aug. 2004.
Nike Footwear Catalog, Late Spring 2005, p. M14, published Aug. 2004.
Nike Footwear Catalog, Late Spring 2005, p. M15, published Aug. 2004.
Nike Footwear Catalog, Holiday 2006, p. W130, published Mar. 2006.
Nike Footwear Catalog, Spring 2007, p. M54, published Jun. 2006.

(51) **LOC (8) Cl.** **02-99**
(52) **U.S. Cl.** **D2/964**
(58) **Field of Classification Search** D2/902,
D2/906-908, 943, 944, 969, 972-974, 945,
D2/964, 977; 36/45, 77 M, 77 R, 83, 113,
36/114, 126-131, 34 R-34 B
See application file for complete search history.

* cited by examiner

Primary Examiner—Dominic Simone
(74) *Attorney, Agent, or Firm*—Banner & Witcoff, Ltd.

(56) **References Cited**
U.S. PATENT DOCUMENTS

(57) **CLAIM**

The ornamental design for a portion of a shoe midsole, as shown and described.

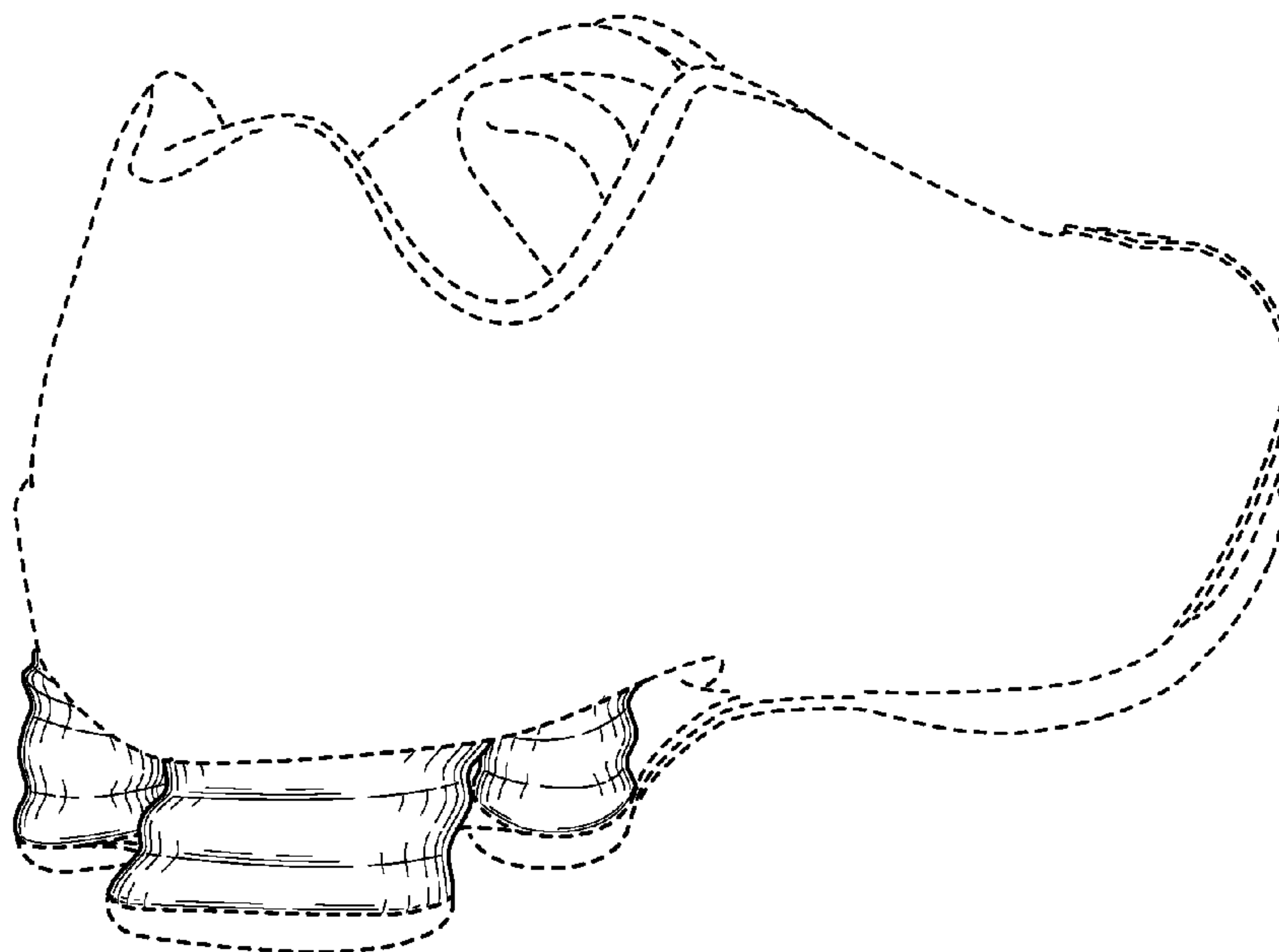
- D431,898 S * 10/2000 Clegg et al. D2/972
- D498,914 S 11/2004 Sokolowski
- D499,248 S 12/2004 Sokolowski
- D500,402 S 1/2005 Sokolowski
- D519,267 S 4/2006 Hlavacs
- D528,752 S 9/2006 Aveni et al.
- D528,756 S 9/2006 Cessor
- D528,757 S 9/2006 Lupo
- D529,267 S 10/2006 Portzline
- D529,700 S 10/2006 Portzline
- D538,018 S 3/2007 Hlavacs
- D544,680 S * 6/2007 Mueller D2/964
- D549,942 S * 9/2007 Ho D2/964
- D549,943 S 9/2007 Ho
- D549,944 S * 9/2007 Ho D2/964
- D550,941 S * 9/2007 Ho D2/964
- D553,337 S * 10/2007 Portzline D2/964

DESCRIPTION

FIG. 1 is a rear perspective view of a portion of a shoe midsole showing my new design;
FIG. 2 is a left side view thereof;
FIG. 3 is a right side view thereof; and,
FIG. 4 is a rear view thereof.

The broken line showing immediately adjacent to the shaded area represents an unclaimed boundary of the design. The broken line showing of the remainder of the shoe is for illustrative purposes only and forms no part of the claimed design.

1 Claim, 4 Drawing Sheets



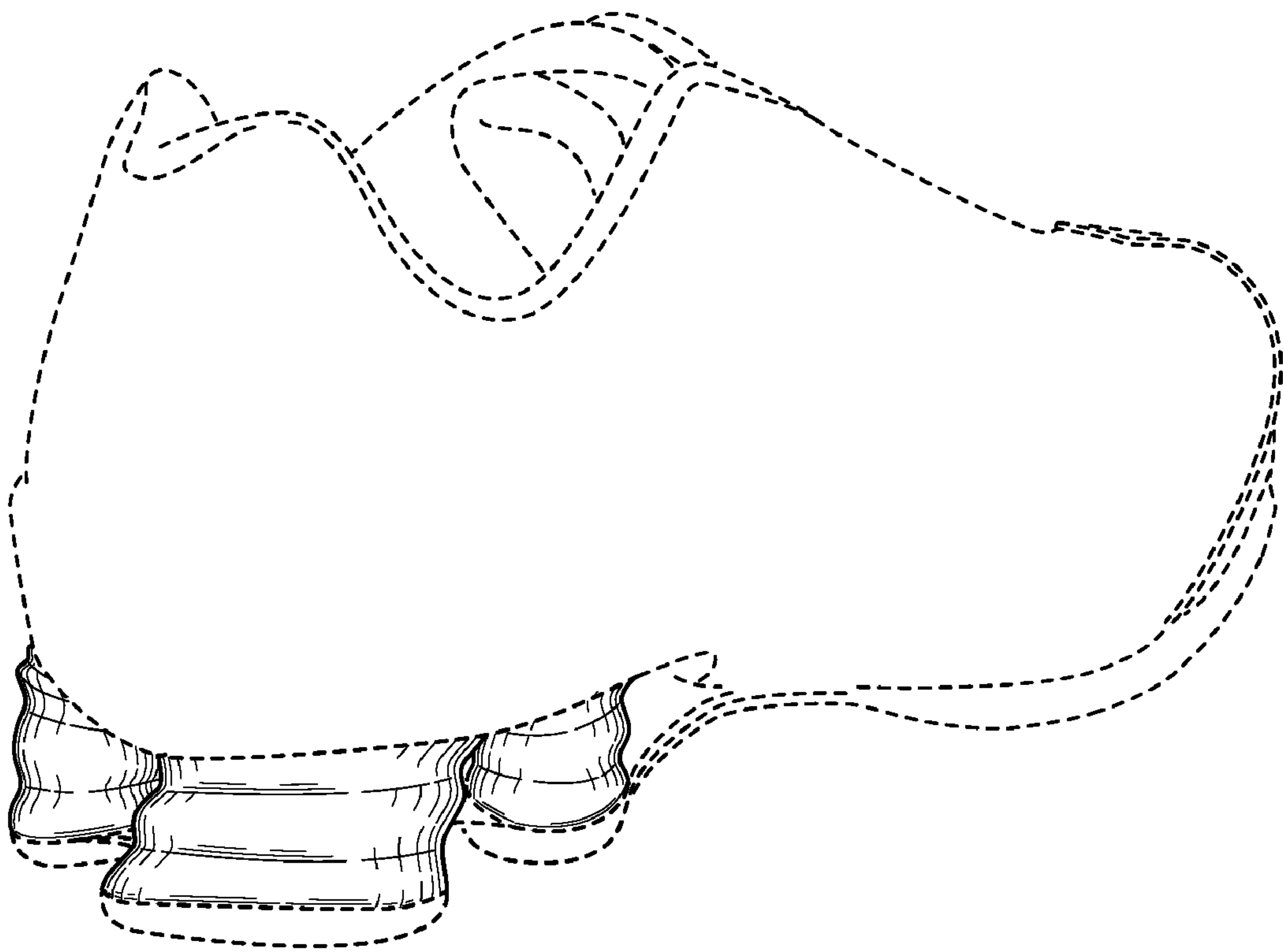


FIG. 1

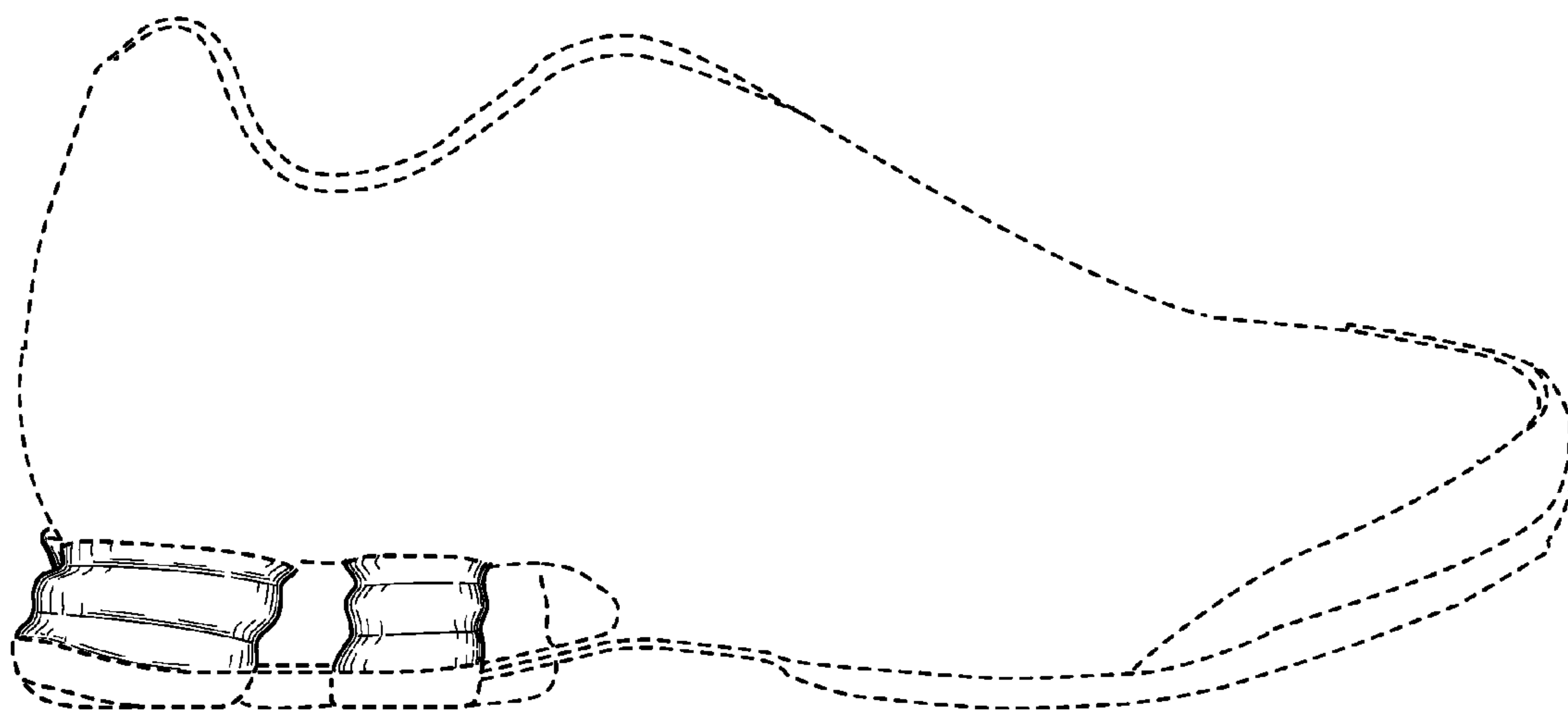


FIG. 2




FIG. 3

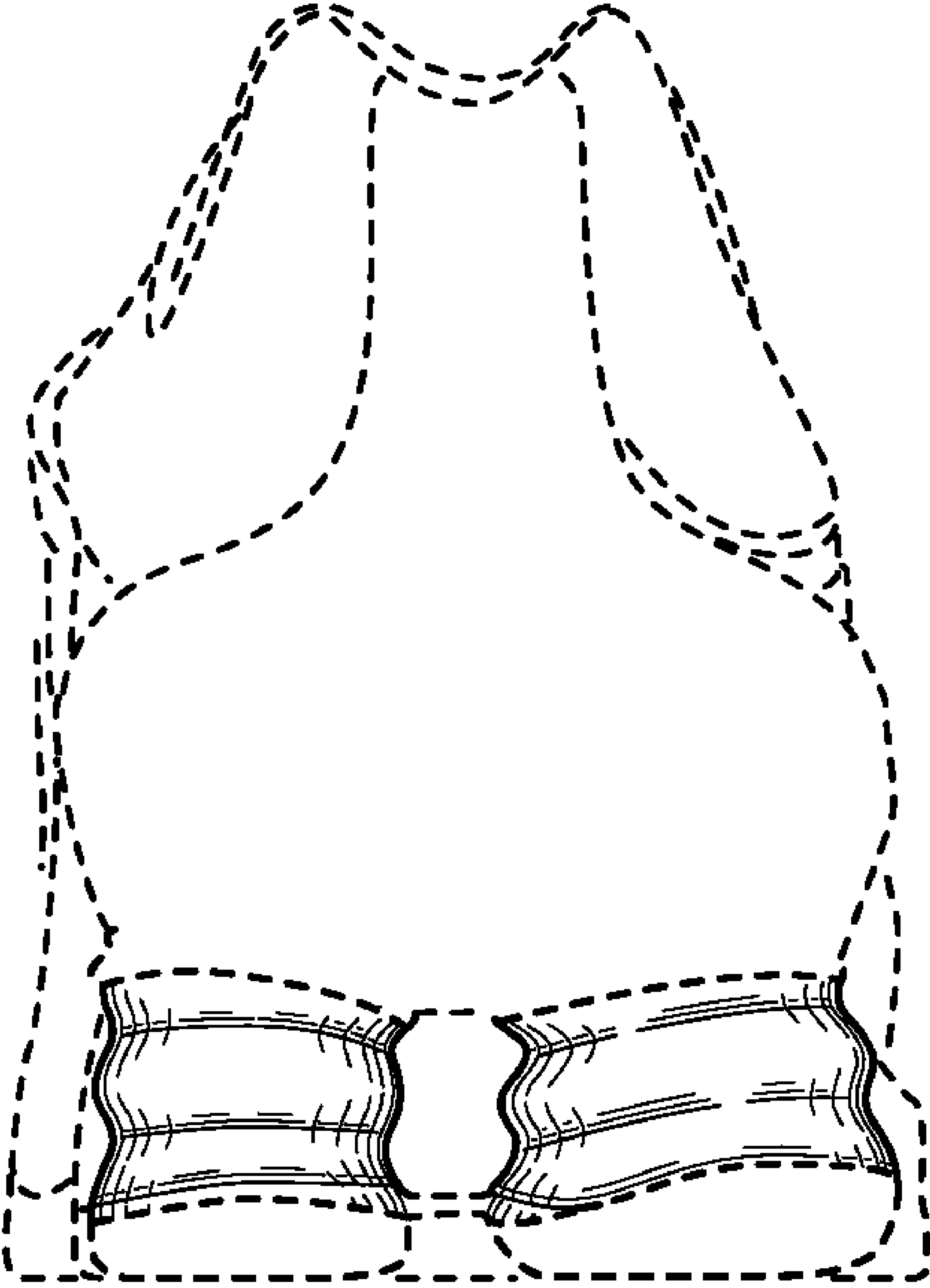


FIG. 4