



US00D571530S

(12) **United States Design Patent**
De Palma

(10) **Patent No.:** **US D571,530 S**
(45) **Date of Patent:** **** Jun. 24, 2008**

(54) **PANTYHOSE**

(76) **Inventor:** **Marianne De Palma**, 180 Glenbrook Rd., #64, Stamford, CT (US) 06902

(**) **Term:** **14 Years**

(21) **Appl. No.:** **29/268,822**

(22) **Filed:** **Nov. 13, 2006**

(51) **LOC (8) Cl.** **02-01**

(52) **U.S. Cl.** **D2/712**

(58) **Field of Classification Search** D2/712,
D2/731, 738, 700-705, 732, 743, 747, 983;
2/78.1-78.3, 113-114, 220-221, 400-405,
2/238, 212-213, 51, 79-83, 115, 117, 227-232,
2/239-240, 269, 270

See application file for complete search history.

(56) **References Cited**

U.S. PATENT DOCUMENTS

3,212,103	A *	10/1965	Goodman	2/409
3,449,932	A *	6/1969	Fillmore et al.	66/177
3,824,812	A *	7/1974	Matthews et al.	D2/177
D268,964	S *	5/1983	Riedell	D2/711
4,523,337	A	6/1985	Leibowitz		
5,023,957	A	6/1991	Harvey		
D395,538	S *	6/1998	Imboden et al.	D2/713
6,055,674	A *	5/2000	Imboden et al.	2/409
6,189,155	B1 *	2/2001	Boulanger	2/409

6,353,940	B1	3/2002	Lyden		
D463,091	S *	9/2002	Lyden	D2/712
D463,652	S	10/2002	Lyden		
6,490,890	B1	12/2002	Irvin et al.		
D472,365	S *	4/2003	Milien	D2/712
6,546,564	B1	4/2003	Palmer		
D505,767	S *	6/2005	Cabrera	D2/712
D537,243	S *	2/2007	Cade	D2/983

* cited by examiner

Primary Examiner—Ian Simmons

Assistant Examiner—Anna J Burmeister

(74) *Attorney, Agent, or Firm*—Richard L. Miller

(57) **CLAIM**

The ornamental design for pantyhose, as shown and described.

DESCRIPTION

FIG. 1 is a front perspective view of pantyhose of Embodiment 1, showing my new design;

FIG. 2 is a rear perspective view thereof;

FIG. 3 is front perspective view of pantyhose of Embodiment 2, showing my new design; and,

FIG. 4 is a rear perspective view thereof.

The broken lines shown in the drawings are for illustrative purposes only and form no part of the claimed design.

1 Claim, 4 Drawing Sheets

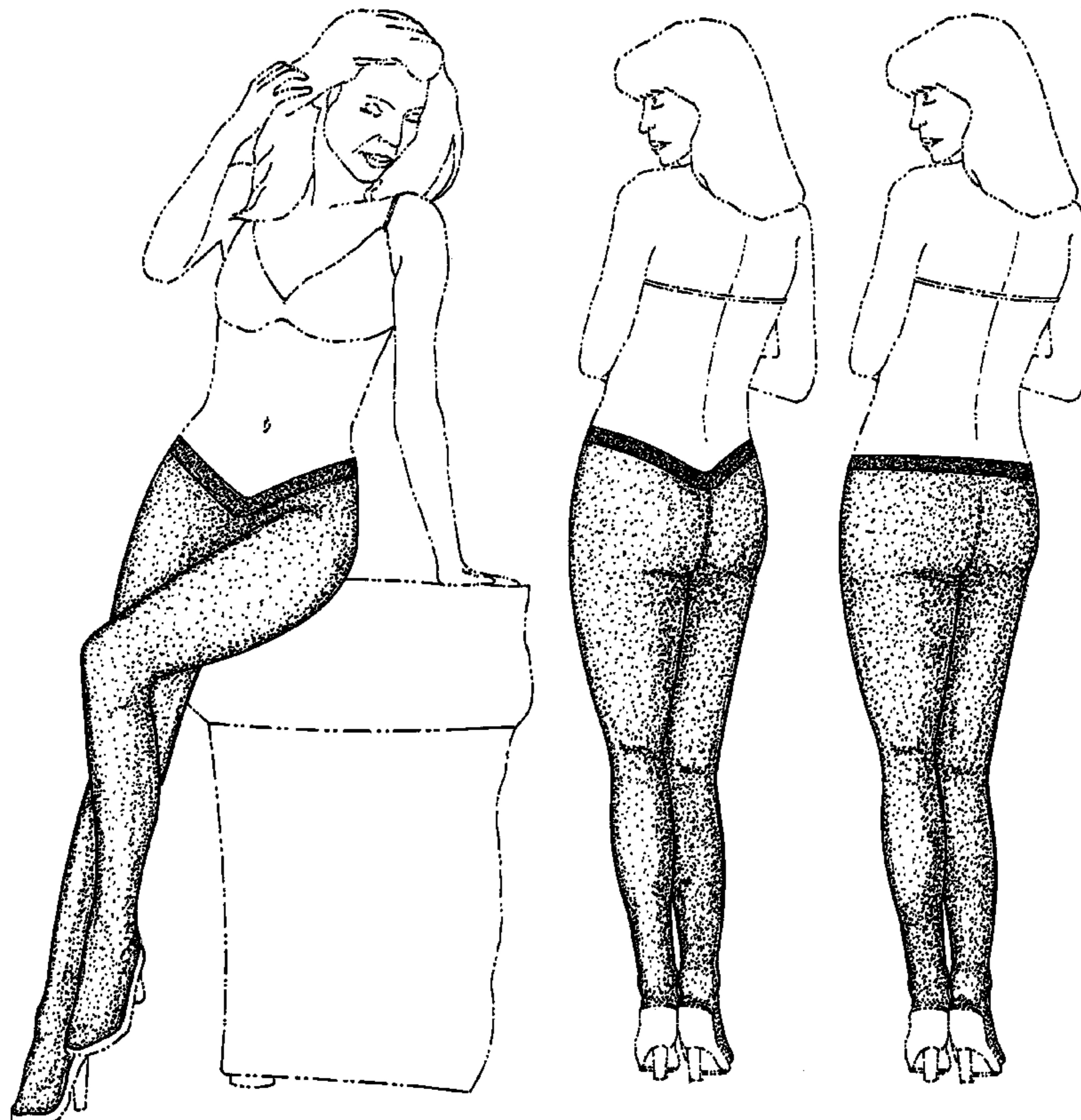
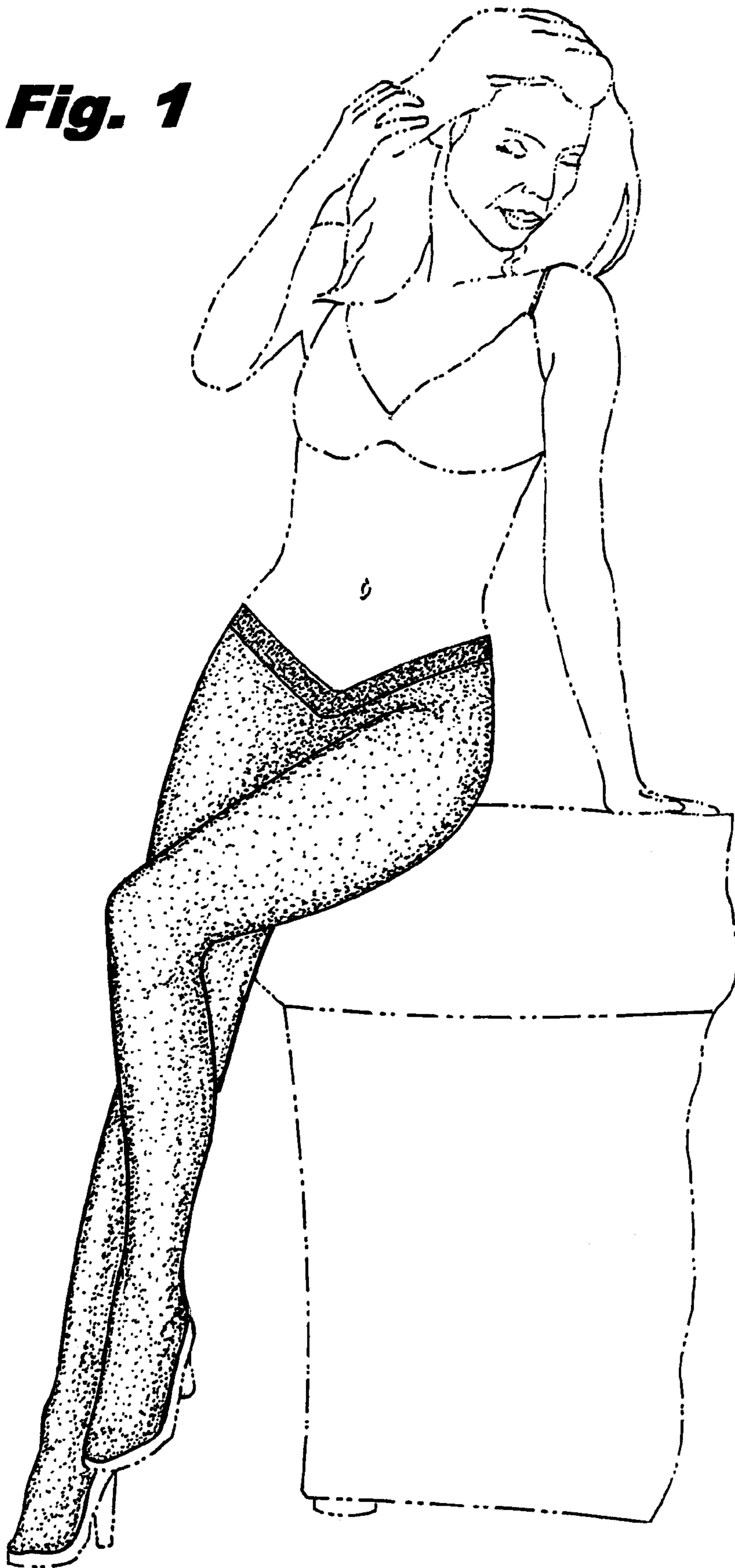


Fig. 1



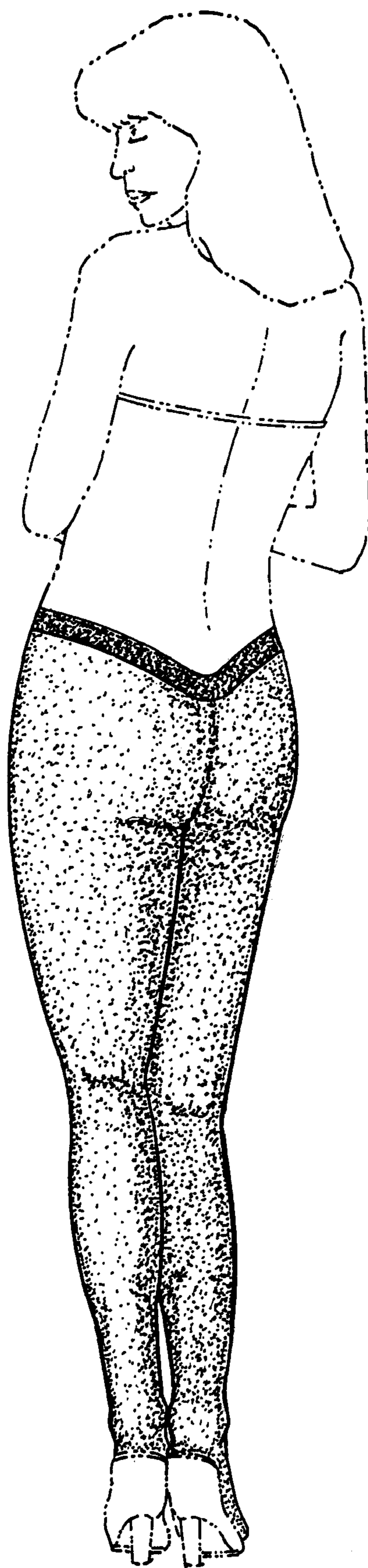
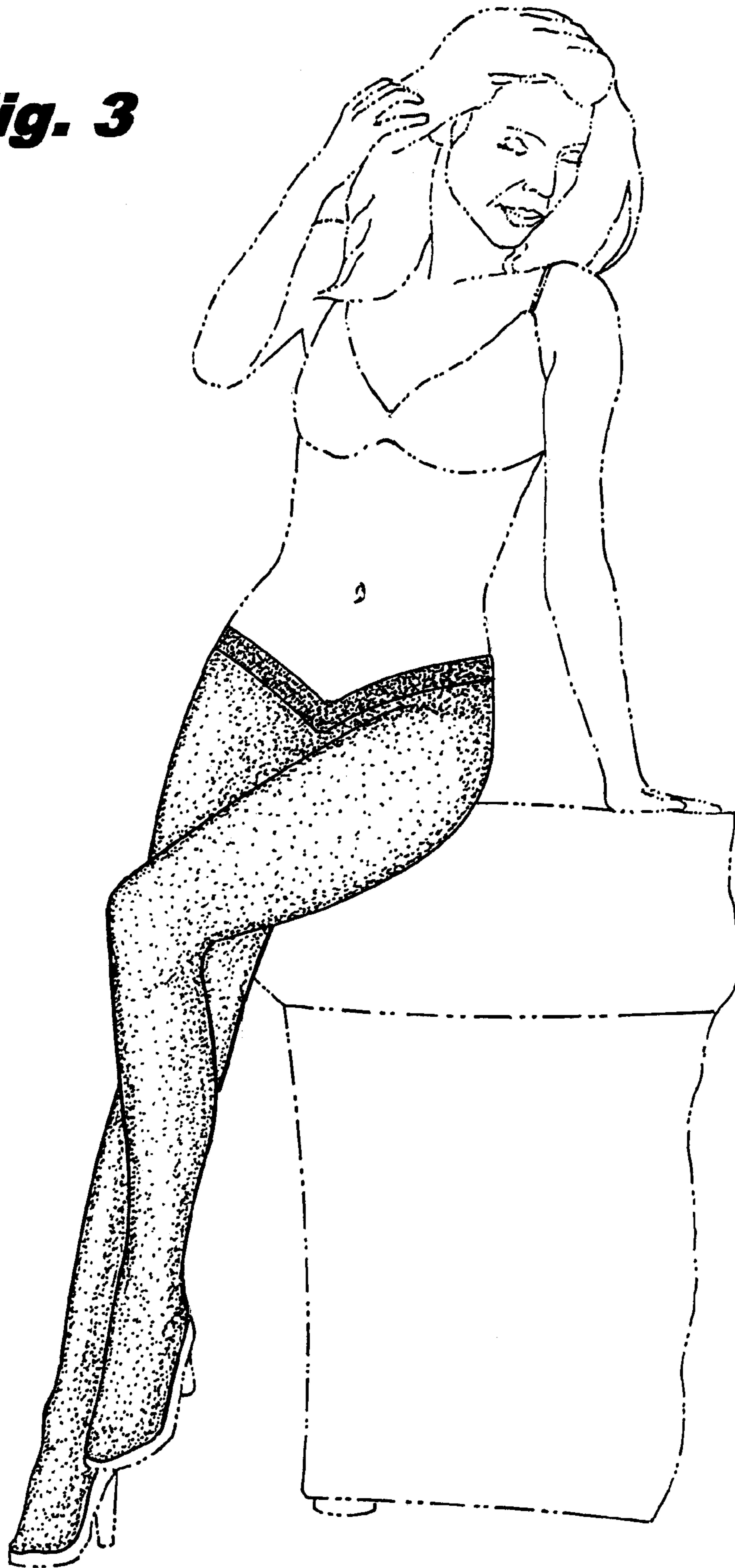


Fig. 2

Fig. 3



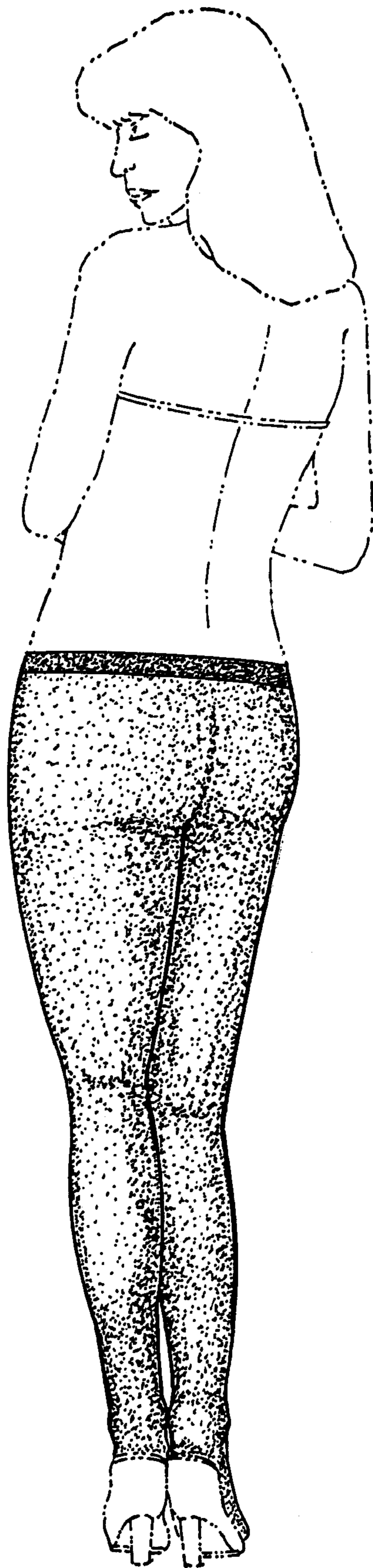


Fig. 4