



US00D571528S

(12) **United States Design Patent**
Ash et al.

(10) **Patent No.:** **US D571,528 S**
(45) **Date of Patent:** **** Jun. 24, 2008**

(54) **GLOVE PAIR**

(76) Inventors: **Neal T Ash**, 454 Morrison Dr.,
Pittsburgh, PA (US) 15216; **Maura L Morgan**, 2318 Larkins Way, Pittsburgh,
PA (US) 15213

(**) Term: **14 Years**

(21) Appl. No.: **29/284,295**

(22) Filed: **Sep. 5, 2007**

Related U.S. Application Data

(62) Division of application No. 29/277,073, filed on Feb. 13, 2007.

(51) **LOC (8) Cl.** **02-06**

(52) **U.S. Cl.** **D2/617**

(58) **Field of Classification Search** D2/610,
D2/617-621, 623; D29/113, 116.2, 117.1-117.2,
D29/123; 2/16, 159, 161.1-161.8, 910, 917;
D32/42-43; D28/63

See application file for complete search history.

(56) **References Cited**

U.S. PATENT DOCUMENTS

3,885,249	A *	5/1975	De Brabander	15/227
4,040,126	A *	8/1977	Cecil	2/161.5
4,071,913	A *	2/1978	Rector	2/20
4,094,014	A *	6/1978	Schroeder	2/161.8
D356,195	S *	3/1995	Krueger et al.	D32/42
D448,123	S *	9/2001	Yoo	D29/116.2
6,415,445	B1 *	7/2002	Nishijima et al.	2/161.4
D468,074	S *	1/2003	Votel	D2/619
D468,075	S *	1/2003	Votel	D2/619
D499,529	S *	12/2004	Kleinert	D2/619

D513,655	S *	1/2006	Mattesky	D2/619
D514,771	S *	2/2006	Jaeger	D2/623
D514,772	S *	2/2006	Bevier	D2/623
D515,782	S *	2/2006	Mattesky	D2/619
D515,783	S *	2/2006	Mattesky	D2/619
D515,784	S *	2/2006	Mattesky	D2/619
D516,277	S *	3/2006	Mattesky	D2/619
D528,264	S *	9/2006	Mattesky	D2/619
2001/0044949	A1 *	11/2001	Brunson	2/160
2005/0210562	A1 *	9/2005	Johnson et al.	2/159

* cited by examiner

Primary Examiner—Robert A. Delehanty

(74) *Attorney, Agent, or Firm*—Blynn L. Shideler; Krisanne Shideler; BLK Law Group

(57) **CLAIM**

The ornamental glove pair, as shown and described.

DESCRIPTION

FIG. 1 is a top perspective view of an ornamental left hand glove of a glove pair according to the present invention, with the right hand glove of the glove pair shown in FIGS. 3-4;

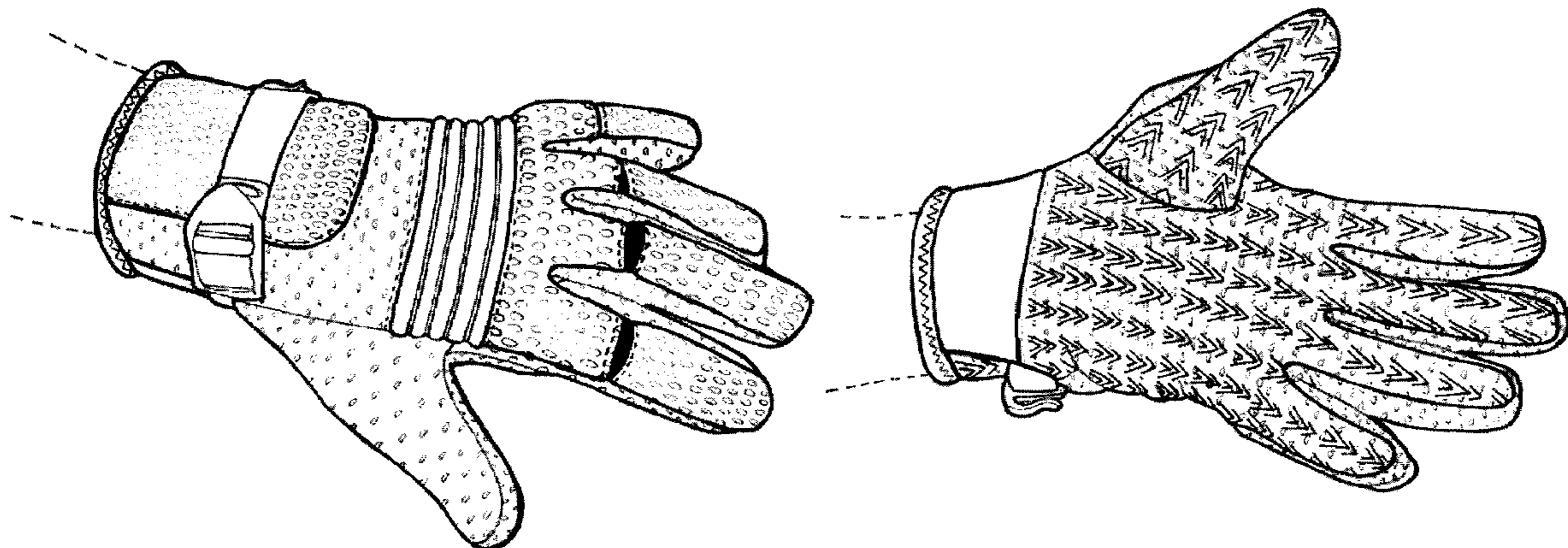
FIG. 2 is a bottom perspective view of the ornamental left hand glove of FIG. 1;

FIG. 3 is a bottom perspective view of an ornamental right hand glove of a glove pair according to the present invention, with the left hand glove of the glove pair shown in FIGS. 1-2; and,

FIG. 4 is a top perspective view of the ornamental right hand glove of FIG. 3.

The broken line showing of a wrist is for illustrative purposes only and forms no part of the claimed design.

1 Claim, 2 Drawing Sheets



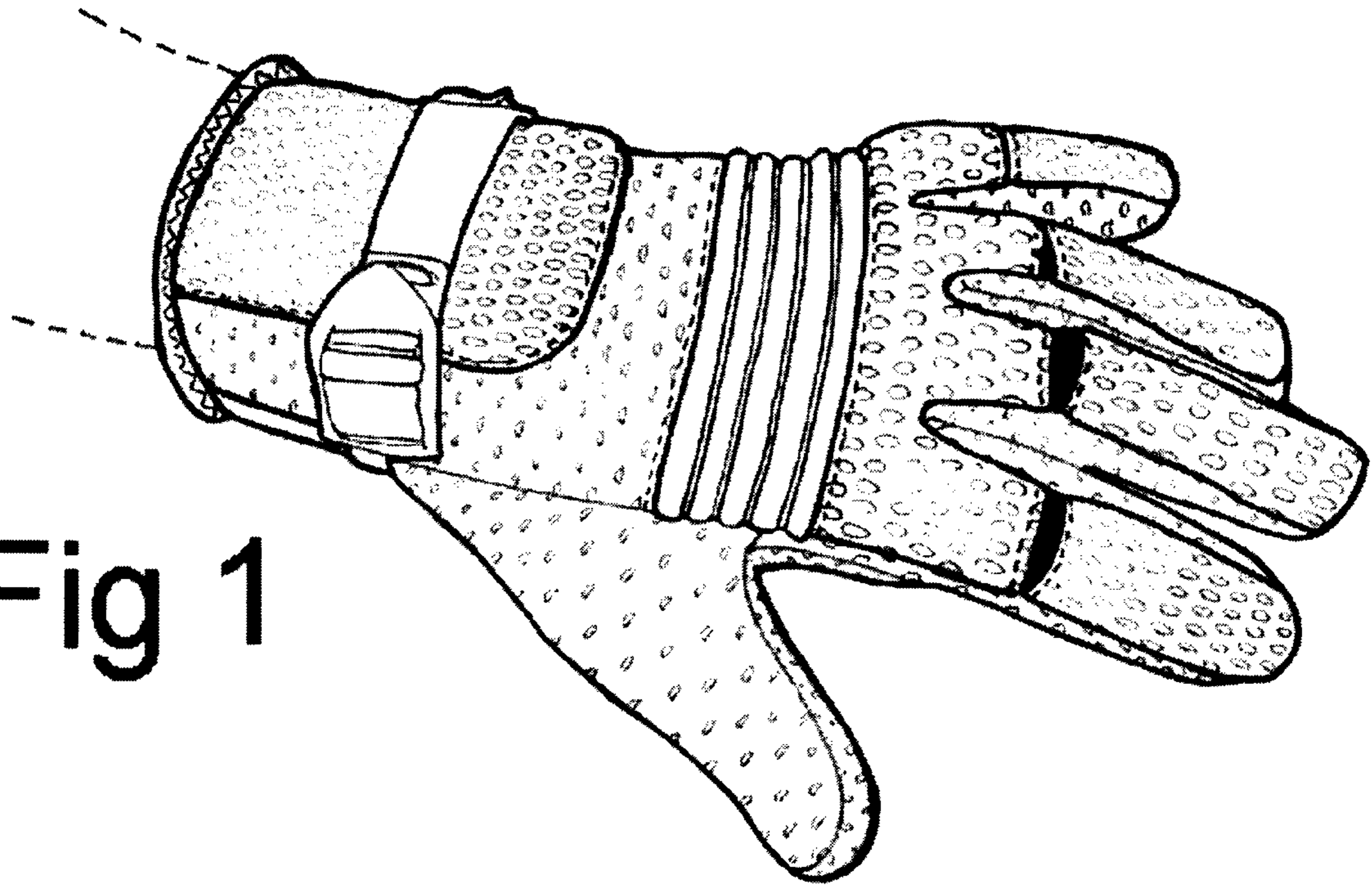


Fig 1

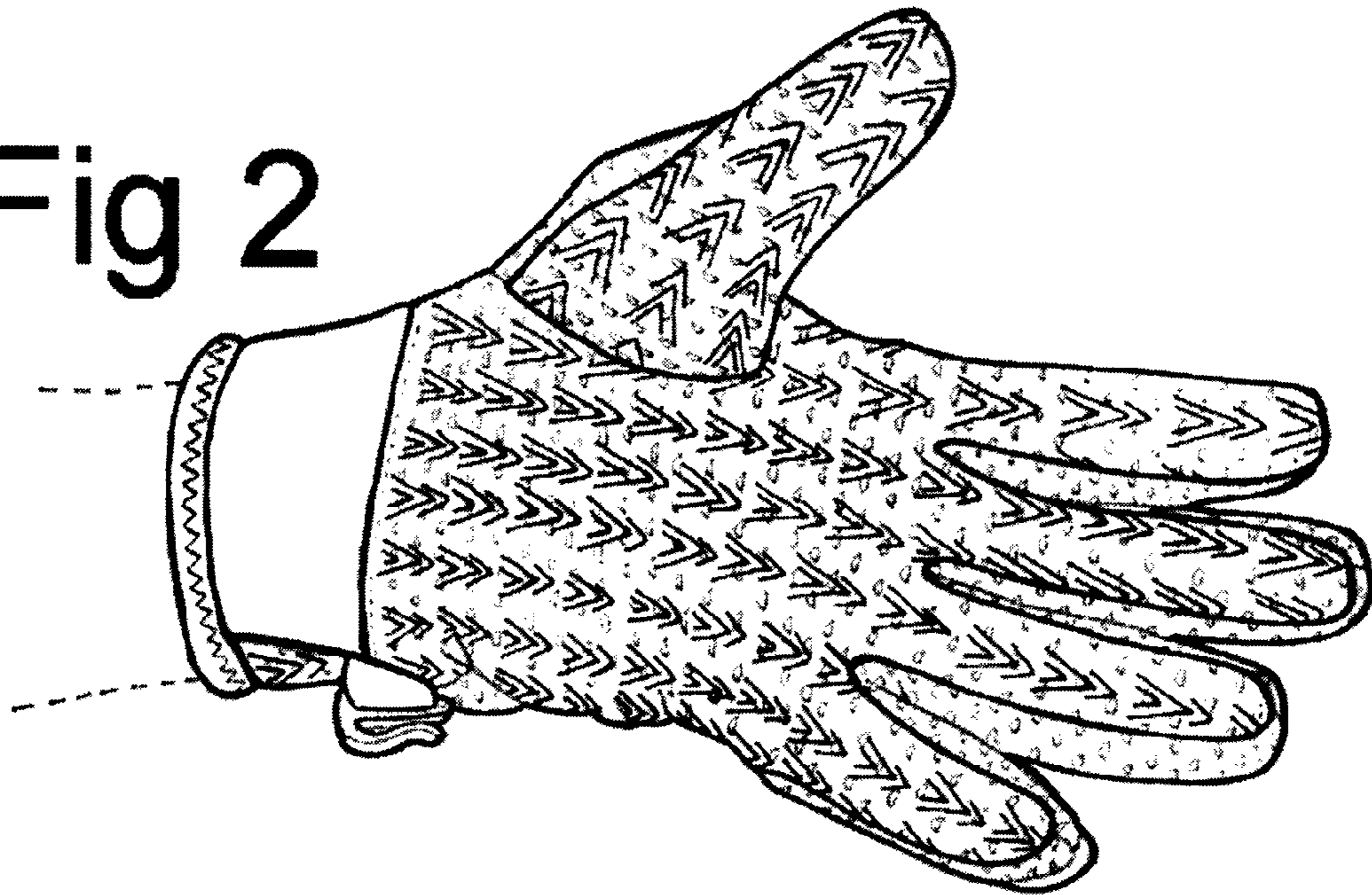


Fig 2

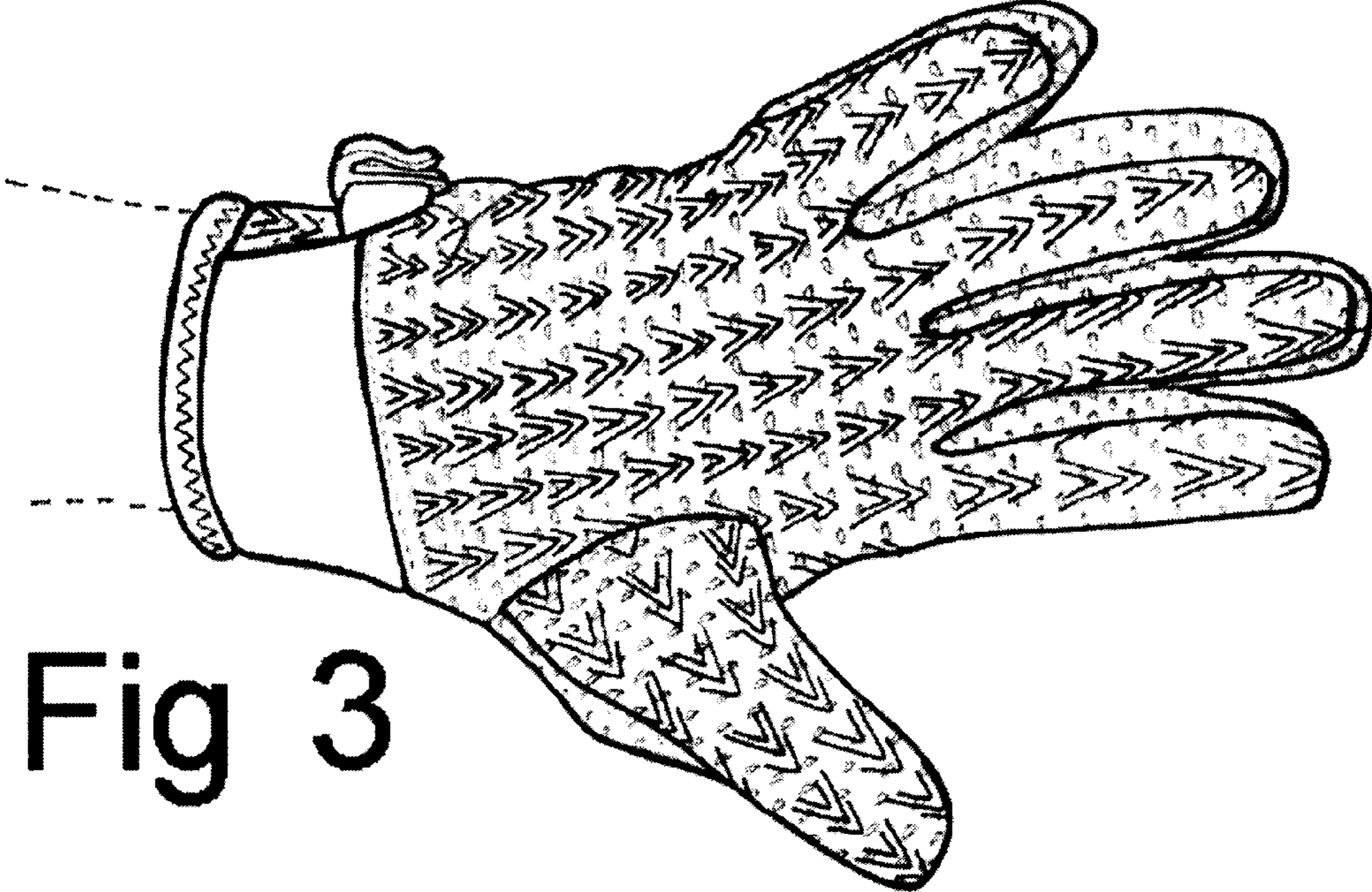


Fig 3

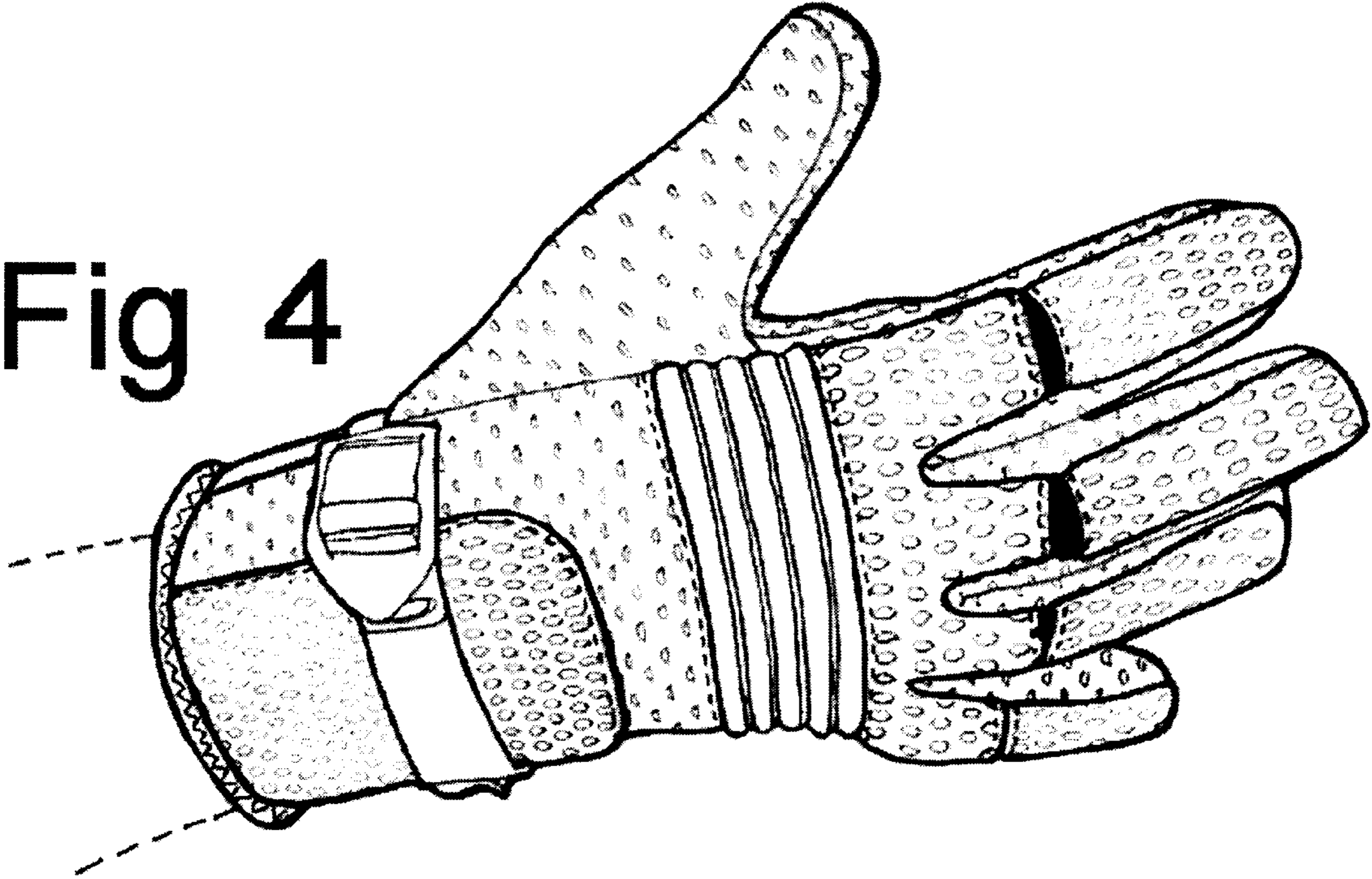


Fig 4