

US00D571511S

(12) **United States Design Patent**
Cadamuro

(10) **Patent No.:** **US D571,511 S**
(45) **Date of Patent:** **** Jun. 17, 2008**

(54) **LAUNDRY APPLIANCE**

(75) Inventor: **Michele Cadamuro**, Cimadolmo (IT)

(73) Assignee: **Electrolux Professional SpA**,
Pordenone (IT)

(**) Term: **14 Years**

(21) Appl. No.: **29/283,285**

(22) Filed: **Aug. 9, 2007**

(51) **LOC (8) Cl.** **15-05**

(52) **U.S. Cl.** **D32/8**

(58) **Field of Classification Search** D32/1,
D32/5-6, 8, 25, 28; 38/1 A; 312/31; 34/58,
34/87-88, 108-109, 130-132, 417, 499,
34/523-524, 534, 595-597, 600, 603; 68/3 R,
68/4, 5 R, 12.01, 12.08, 212, 139
See application file for complete search history.

(56) **References Cited**

U.S. PATENT DOCUMENTS

- D177,011 S * 3/1956 Boldt D32/6
- D183,638 S * 9/1958 Sandberg D32/6
- 5,305,484 A * 4/1994 Fitzpatrick et al. 8/149.3
- D476,782 S * 7/2003 Huddleston D32/6
- D557,466 S * 12/2007 Suh D32/6

OTHER PUBLICATIONS

<http://www.laundrysystems.electrolux.com/node129.asp?ProdID=232>.*

* cited by examiner

Primary Examiner—Louis S Zarfaz

Assistant Examiner—Kathleen M Sims

(74) *Attorney, Agent, or Firm*—Pearne & Gordon LLP

(57) **CLAIM**

The ornamental design for a laundry appliance, as shown and described.

DESCRIPTION

FIG. 1 is a perspective view of a laundry appliance showing my new design;

FIG. 2 is a front view thereof;

FIG. 3 is a top view thereof; and,

FIG. 4 is a right side view thereof, a left side view being a mirror image thereof.

The broken line showing of the various surface details in FIGS. 1-4 are for the purpose of illustration only and form no part of the claimed design. The stippling shown in FIGS. 1 and 2 is provided to illustrate contrasting surfaces, and does not represent any particular color, pattern or surface texture.

1 Claim, 2 Drawing Sheets

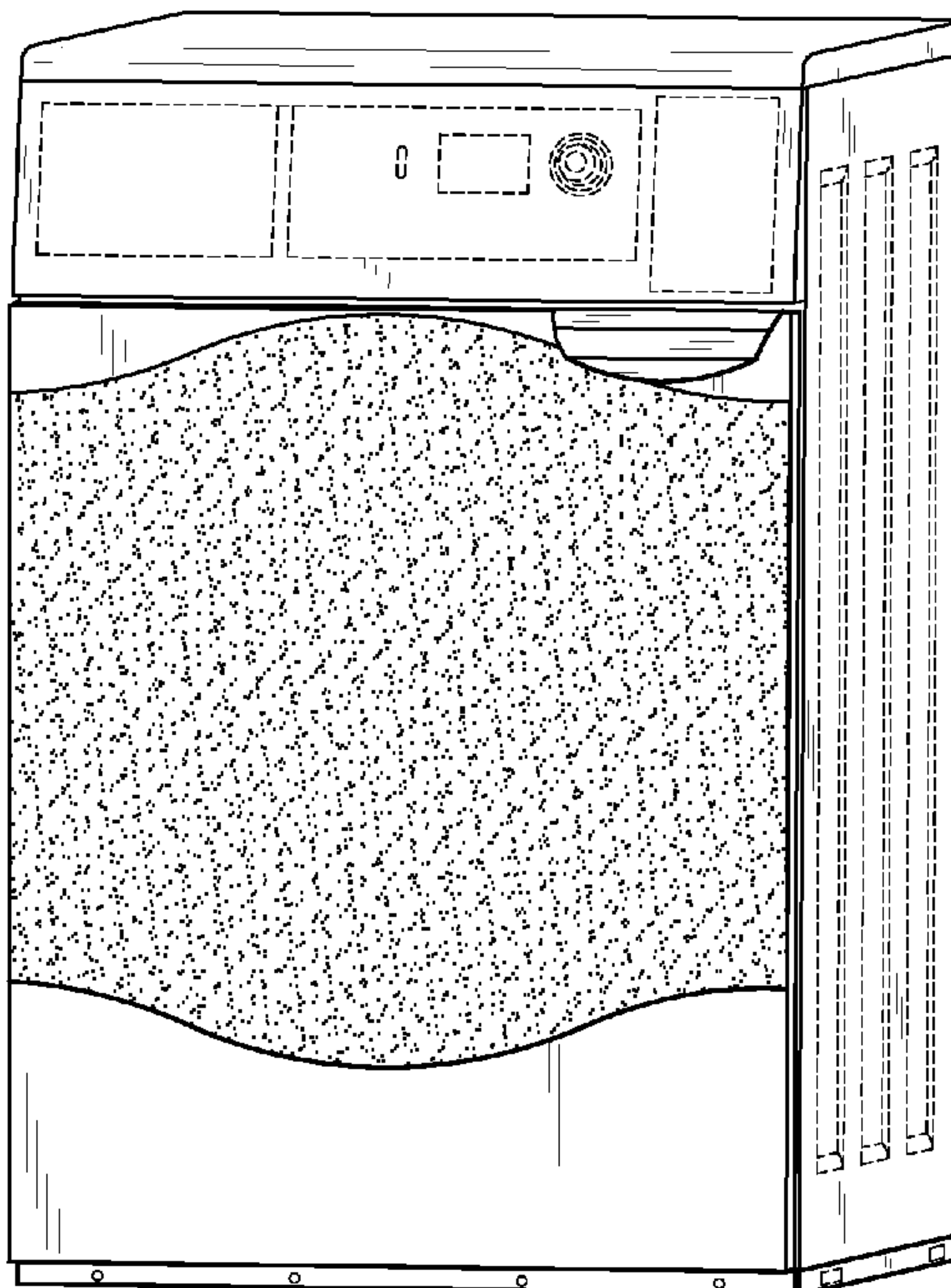
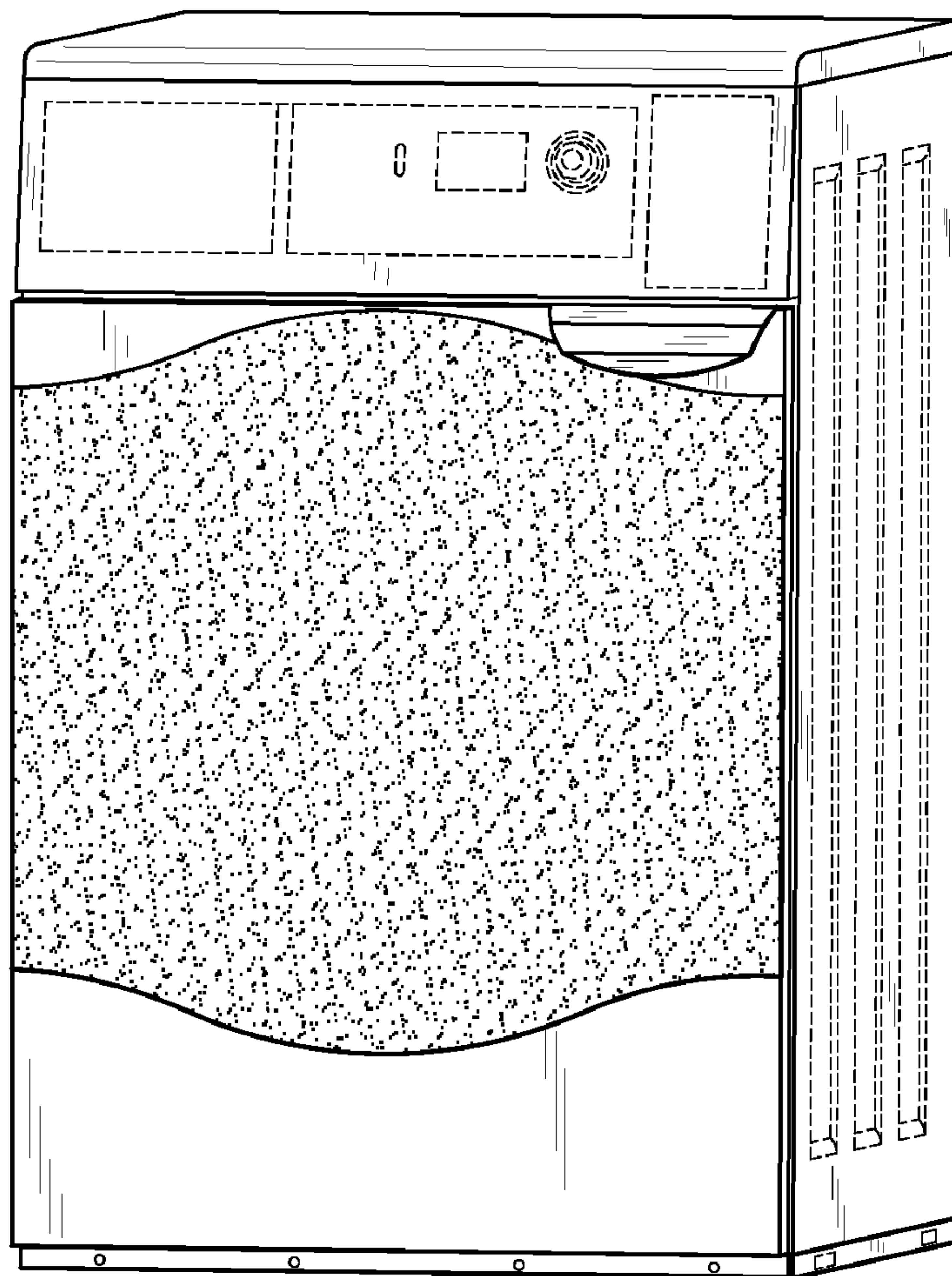


FIG. 1






FIG. 3

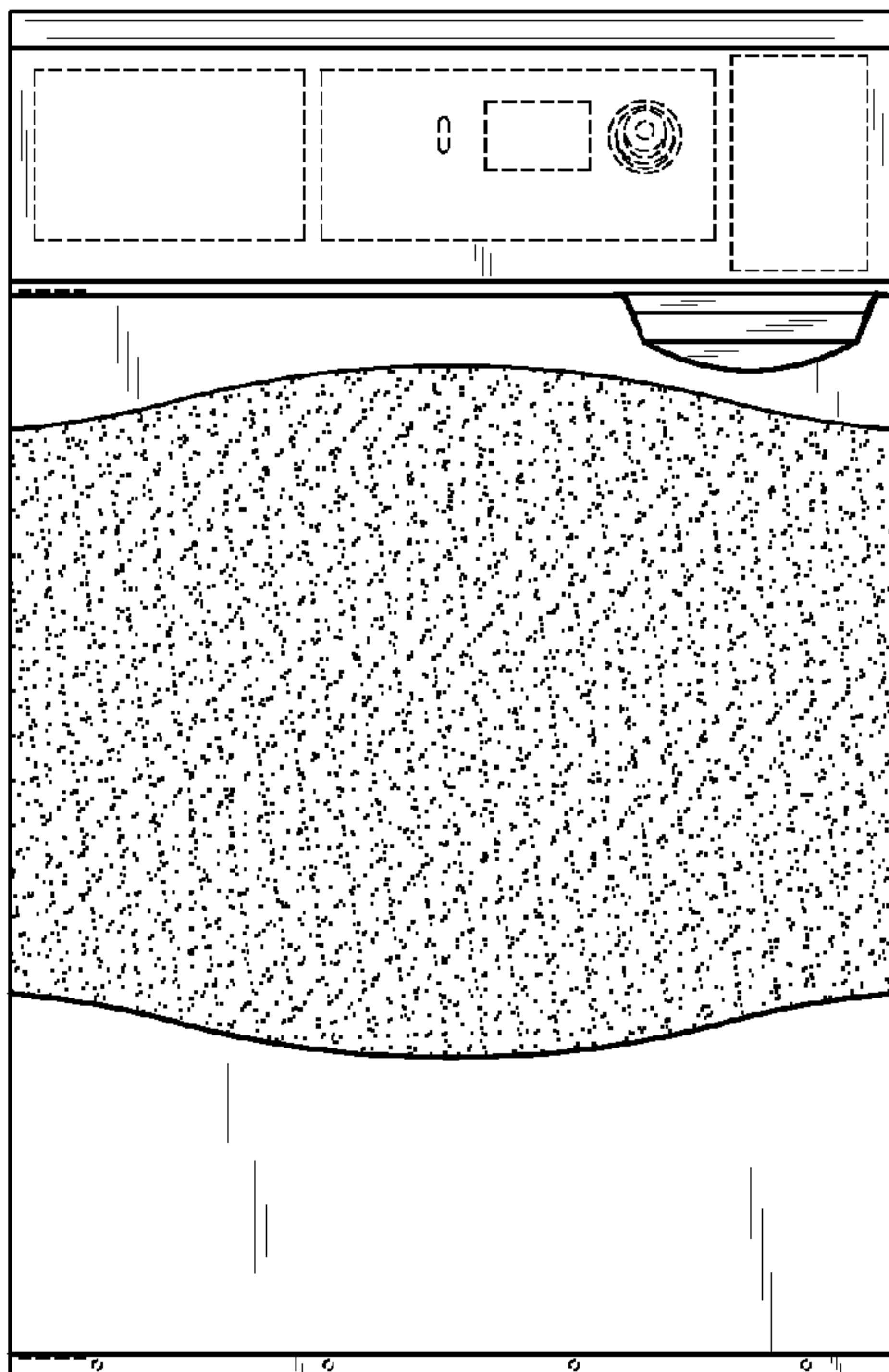


FIG. 2

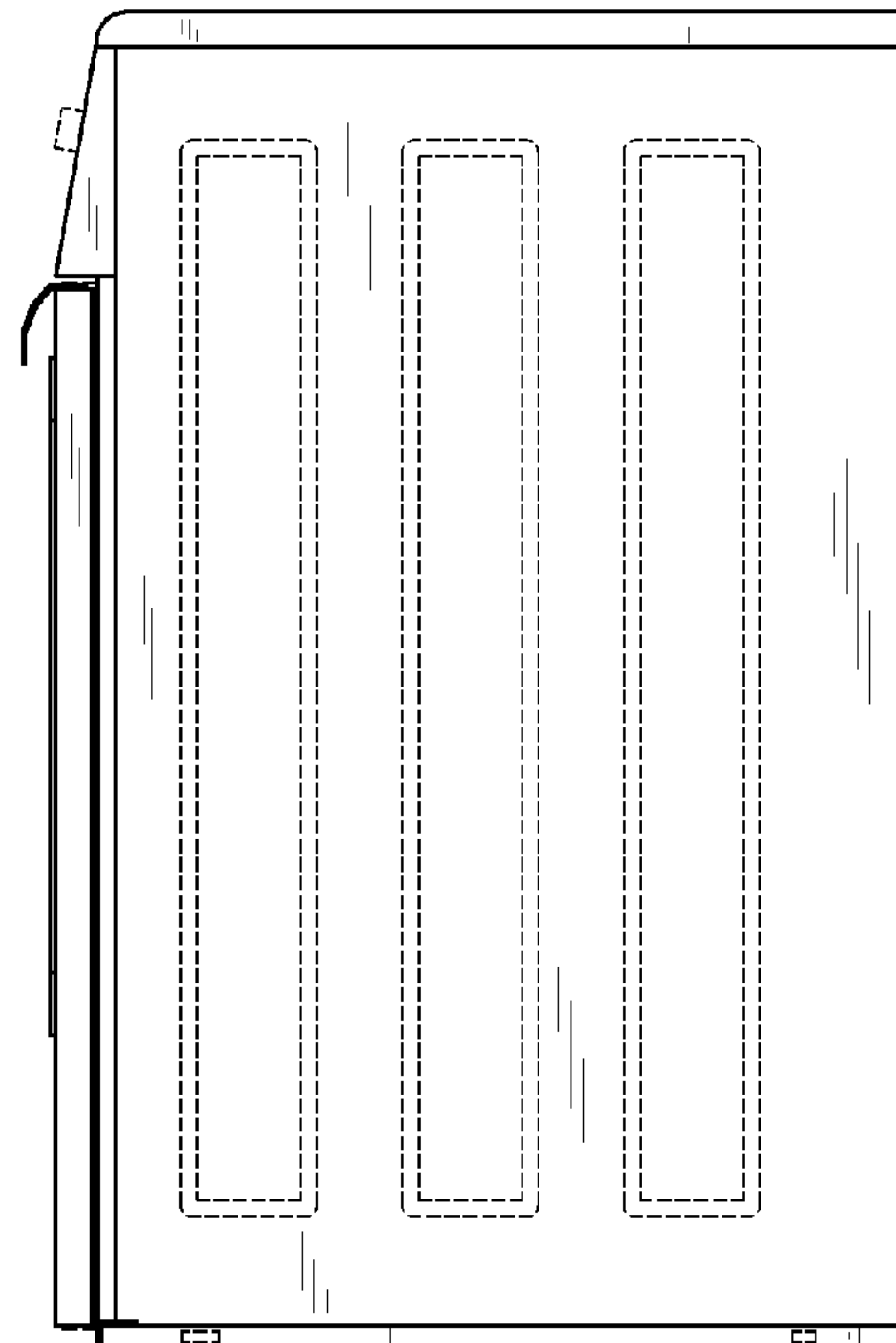


FIG. 4