



US00D571504S

(12) **United States Design Patent**
Long et al.

(10) **Patent No.:** **US D571,504 S**
(45) **Date of Patent:** **** Jun. 17, 2008**

(54) **HOUSING PORTION FOR HAIR CLIPPER**

(75) Inventors: **Jason M. Long**, Fulton, IL (US);
Michael Eddinger, Rock Falls, IL (US)

(73) Assignee: **Wahl Clipper Corporation**, Sterling, IL (US)

(**) Term: **14 Years**

(21) Appl. No.: **29/288,759**

(22) Filed: **Jun. 21, 2007**

(51) **LOC (8) Cl.** **28-03**

(52) **U.S. Cl.** **D28/54**

(58) **Field of Classification Search** D28/44-54;
30/30, 32, 34.05, 34.1, 34.2, 41, 44-45, 43-43.92,
30/47-51, 57-58, 346.5-346.61, 526-527,
30/532, 533, 537-540, 200-203, 210, 216
See application file for complete search history.

(56) **References Cited**

U.S. PATENT DOCUMENTS

1,761,550 A	6/1930	Wahl	
2,031,519 A	2/1936	Winans	
D166,751 S	5/1952	Iannelli	
D176,925 S	2/1956	Munsch	
2,789,347 A	4/1957	Wahl et al.	
D207,098 S *	3/1967	Andis D28/54
D244,640 S	6/1977	Long	
D339,213 S	9/1993	Wahl et al.	
D435,936 S	1/2001	Long et al.	
D464,172 S	10/2002	Shepperson	

D482,822 S	11/2003	Buck, Jr. et al.	
D497,452 S *	10/2004	Nielsen et al. D28/53
D499,211 S	11/2004	Altamore et al.	
D500,392 S	12/2004	Buck, Jr. et al.	
D500,891 S	1/2005	Altamore et al.	
D512,796 S	12/2005	Dirks et al.	
D522,693 S *	6/2006	Rizzuto et al. D28/53
2002/0032964 A1	3/2002	Westerhof et al.	

* cited by examiner

Primary Examiner—Jennifer Rivard

(74) *Attorney, Agent, or Firm*—Greer, Burns & Crain, Ltd.

(57) **CLAIM**

We claim the ornamental design for the housing portion for hair clipper, as shown and described.

DESCRIPTION

FIG. 1 is a top perspective view of the present housing portion for hair clipper;

FIG. 2 is a top plan view thereof;

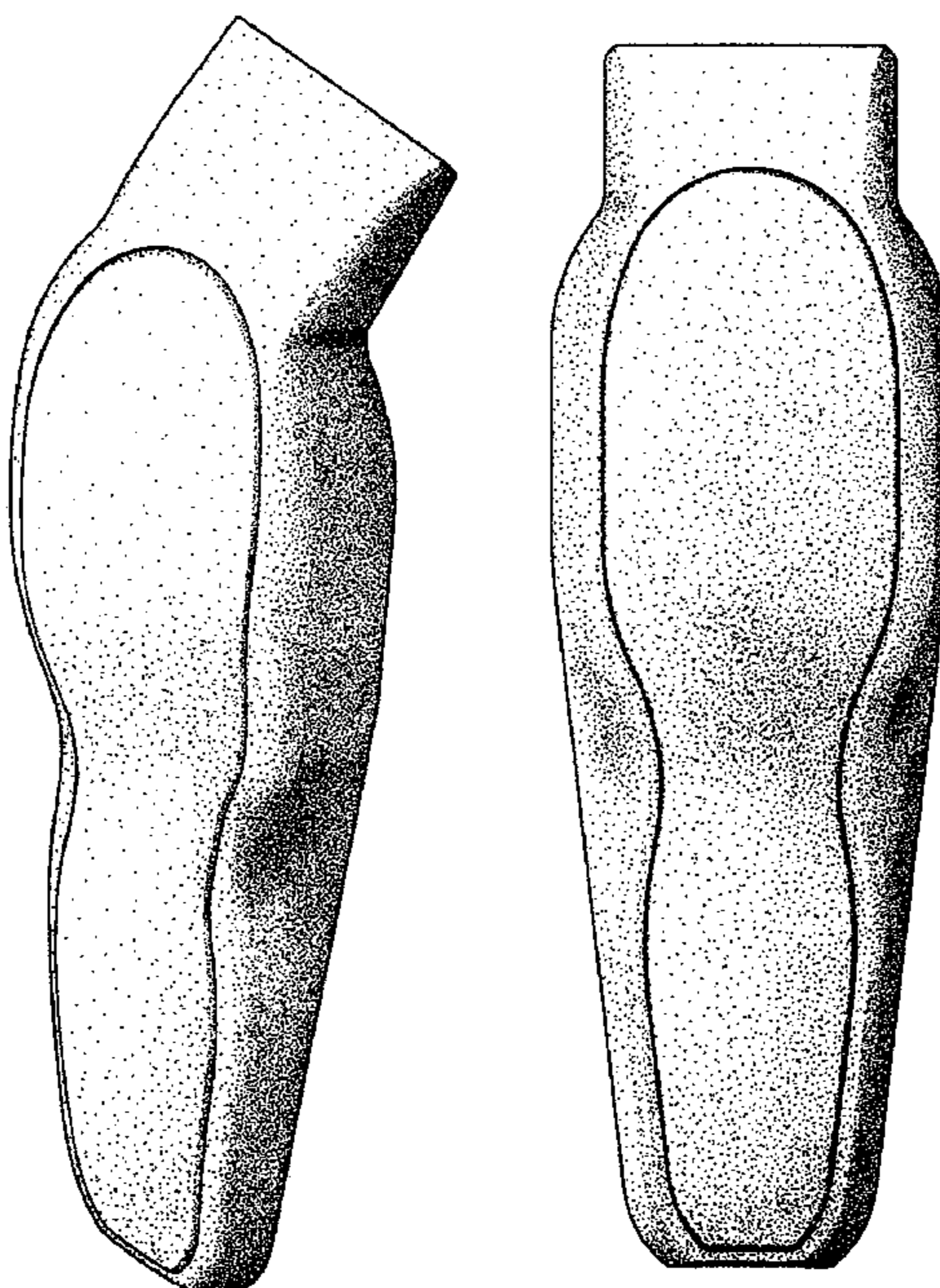
FIG. 3 is a left side elevation view, the right side elevation view being a mirror image thereof;

FIG. 4 is a front elevation view thereof; and,

FIG. 5 is a rear elevation view thereof.

The bottom view of the clipper housing forms no part of the claimed design. For agreement with the contour of the design, it is understood that the outline of the housing is being disclosed along the distal end in FIG. 5 and not the bottom of the housing.

1 Claim, 2 Drawing Sheets



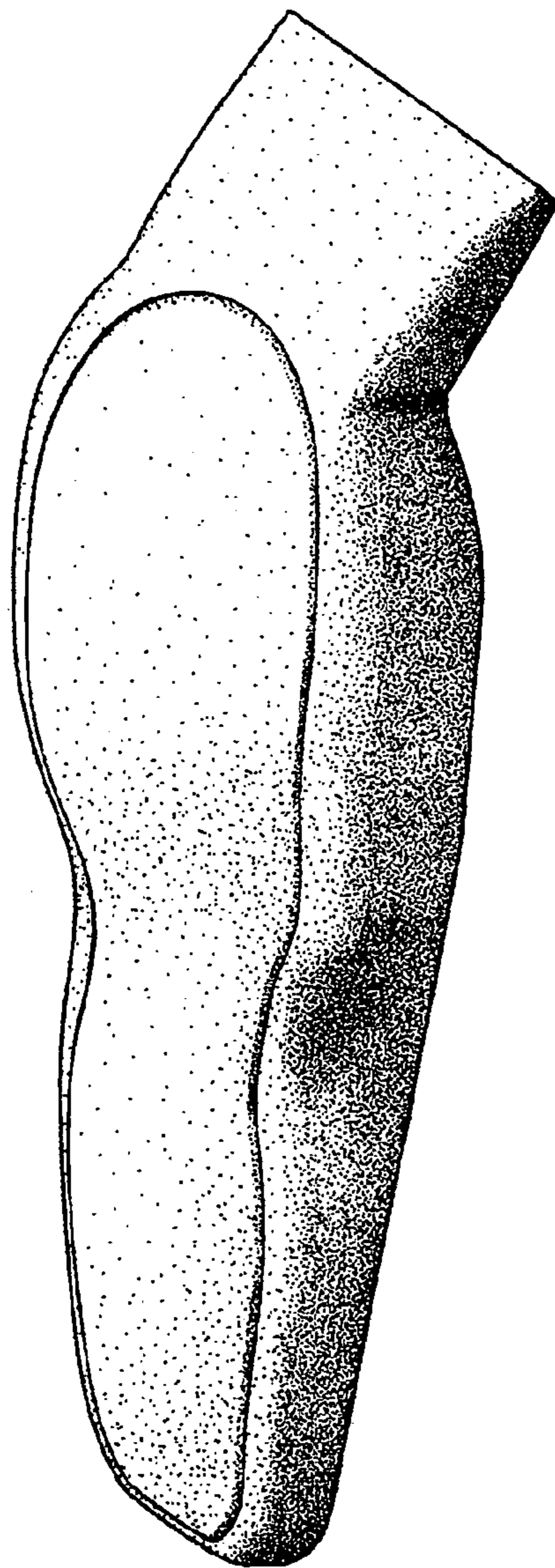


Fig.1

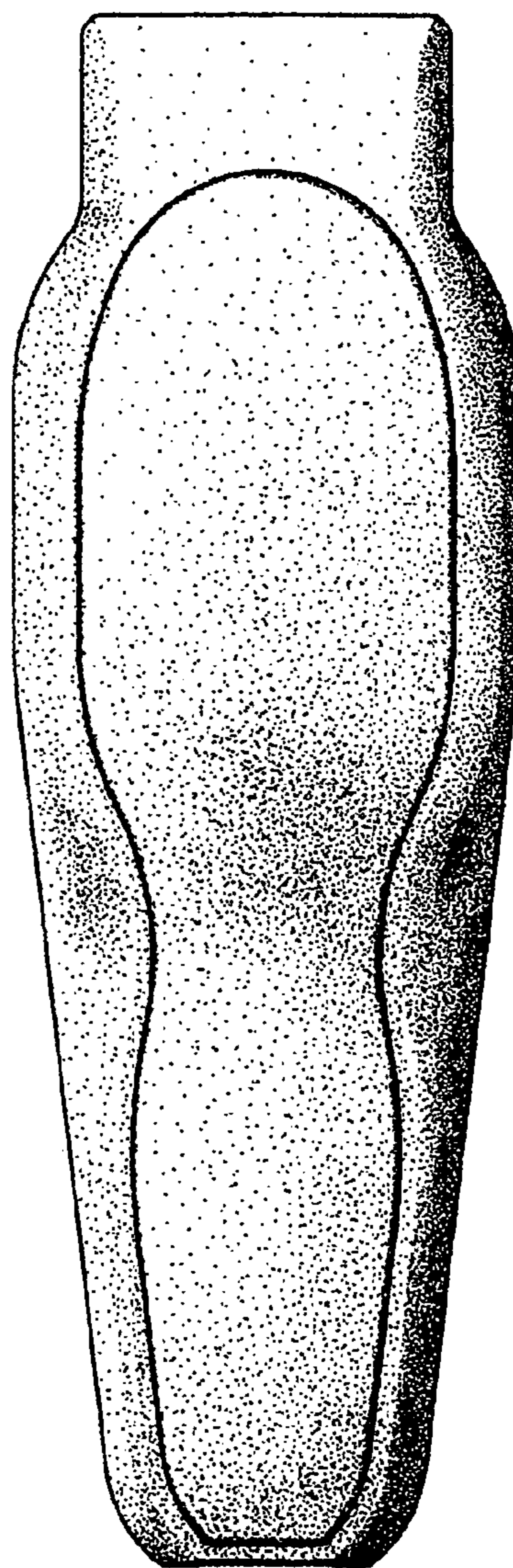


Fig.2

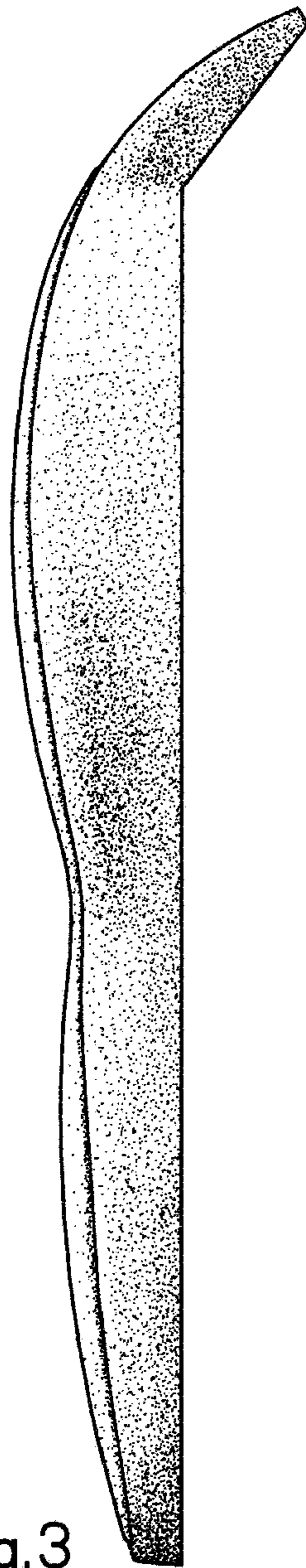


Fig.3

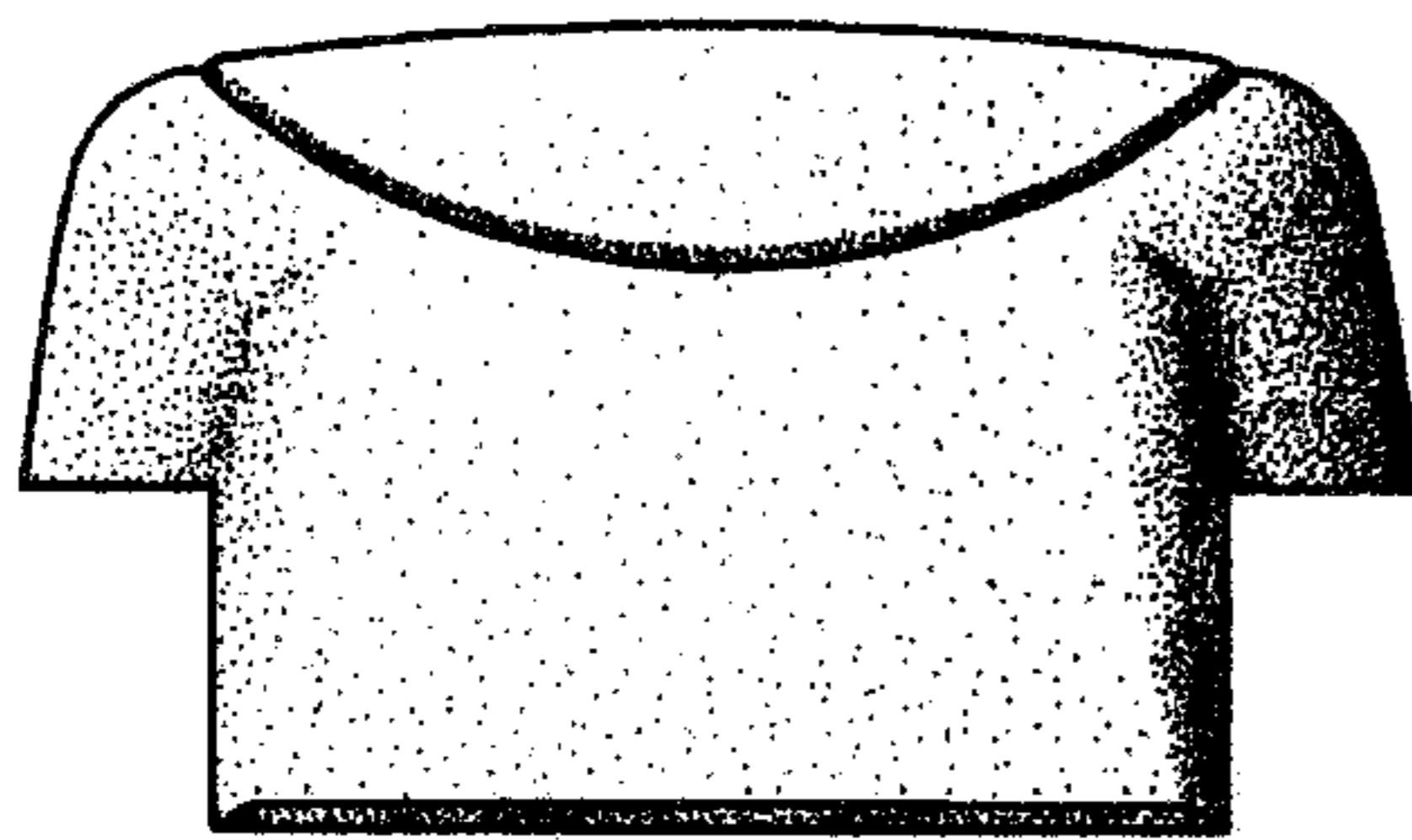


Fig.4

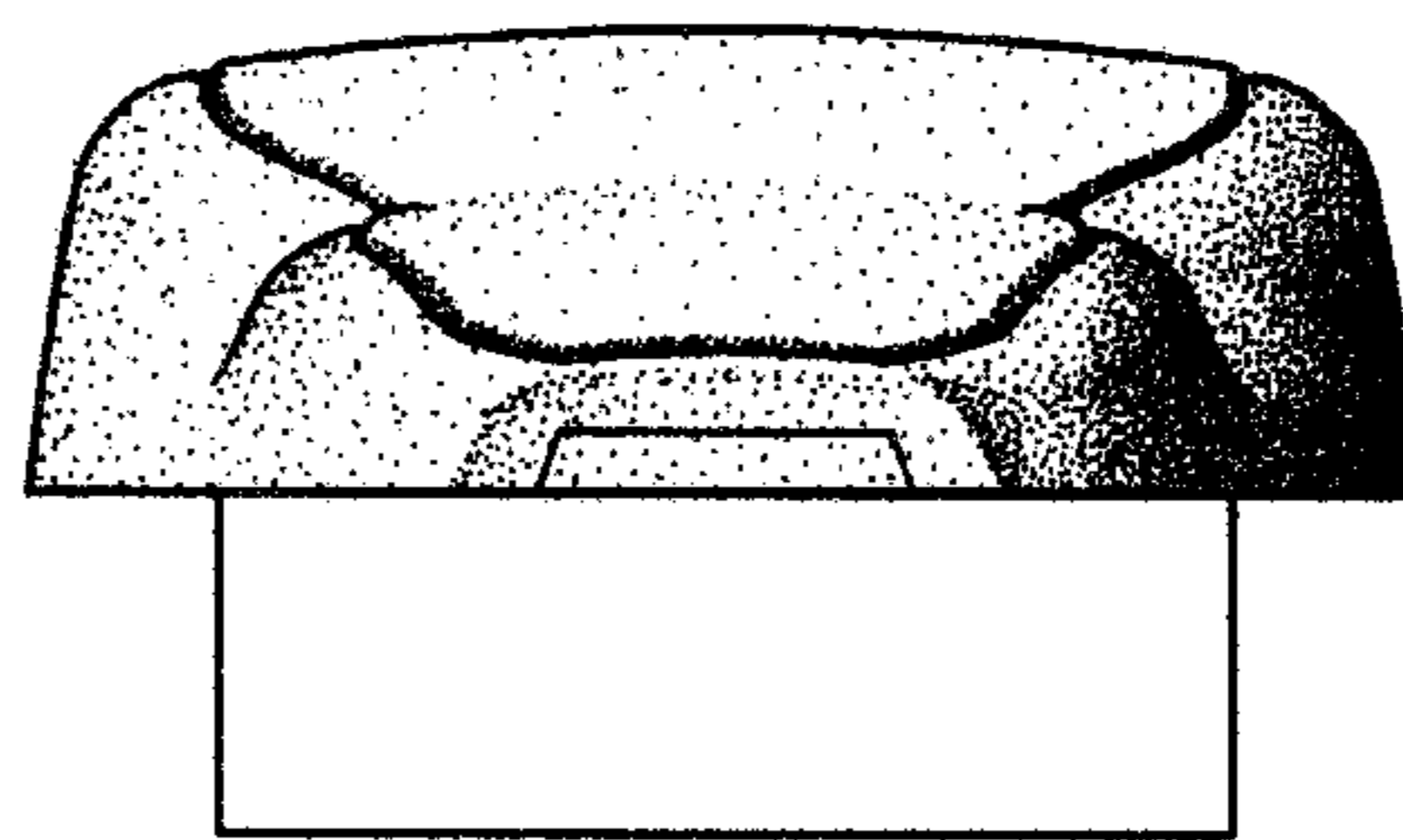


Fig.5