

US00D571477S

(12) **United States Design Patent**
Terrill

(10) **Patent No.:** **US D571,477 S**

(45) **Date of Patent:** **** Jun. 17, 2008**

(54) **STERILIZATION CABINET**

(75) Inventor: **David Terrill**, Newberg, OR (US)

(73) Assignee: **Dental Equipment, LLC**, Charlotte, NC (US)

(**) Term: **14 Years**

(21) Appl. No.: **29/237,762**

(22) Filed: **Sep. 6, 2005**

(51) **LOC (8) Cl.** **24-01**

(52) **U.S. Cl.** **D24/217**

(58) **Field of Classification Search** D24/216-230;
422/292, 295, 297, 300, 301, 302; 206/370,
206/564; D6/441, 436, 437, 422, 397; D23/286;
4/630, 631; 312/107, 203, 209
See application file for complete search history.

(56) **References Cited**

U.S. PATENT DOCUMENTS

D54,829 S *	4/1920	Booth	D24/217
D139,817 S *	12/1944	Chandler	D24/217
D188,521 S *	8/1960	Adams	D24/217
D323,631 S *	2/1992	Berg	D10/74
D357,062 S *	4/1995	Schreiner	D23/272
D391,372 S *	2/1998	Scelza	D24/216
5,792,435 A *	8/1998	Mueller et al.	422/292

OTHER PUBLICATIONS

Brochure, *The Beauty of Imagination . . . The Executive* by Pelton (11 pages).

* cited by examiner

Primary Examiner—Lou Zarfaz

Assistant Examiner—Anhdao Doan

(74) *Attorney, Agent, or Firm*—TraskBritt

(57) **CLAIM**

The ornamental design for a sterilization cabinet, as shown and described.

DESCRIPTION

FIG. 1 is a perspective view of a sterilization cabinet showing my new design;

FIG. 2 is a front view of the sterilization cabinet shown in FIG. 1;

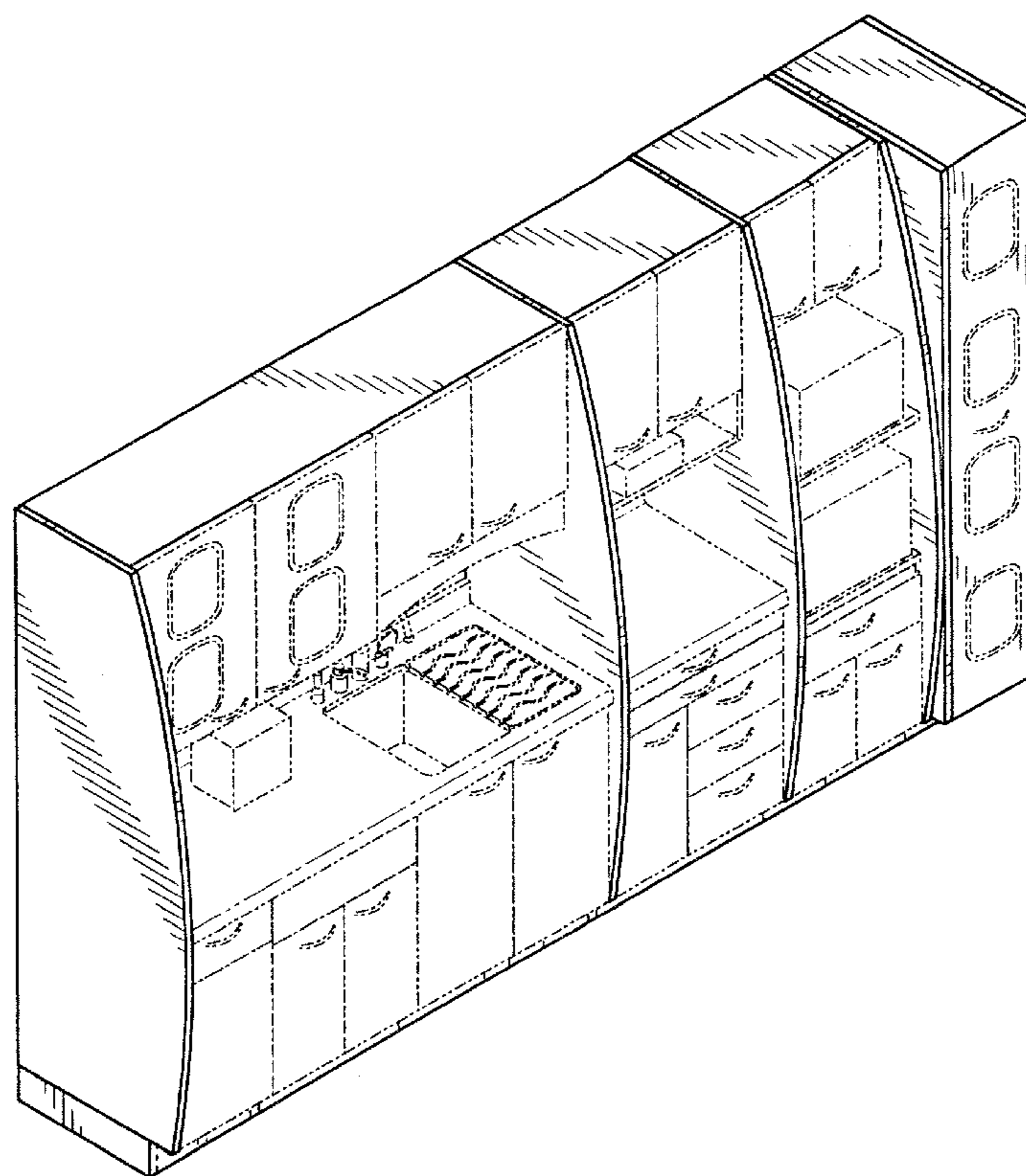
FIG. 3 is a right side view of the sterilization cabinet shown in FIG. 1;

FIG. 4 is a left side view of the sterilization cabinet shown in FIG. 1; and,

FIG. 5 is a top view of the sterilization cabinet shown in FIG. 1.

The uneven broken line representations in FIGS. 1-5 are for illustrative purposes only and form no part of the claimed design.

1 Claim, 4 Drawing Sheets



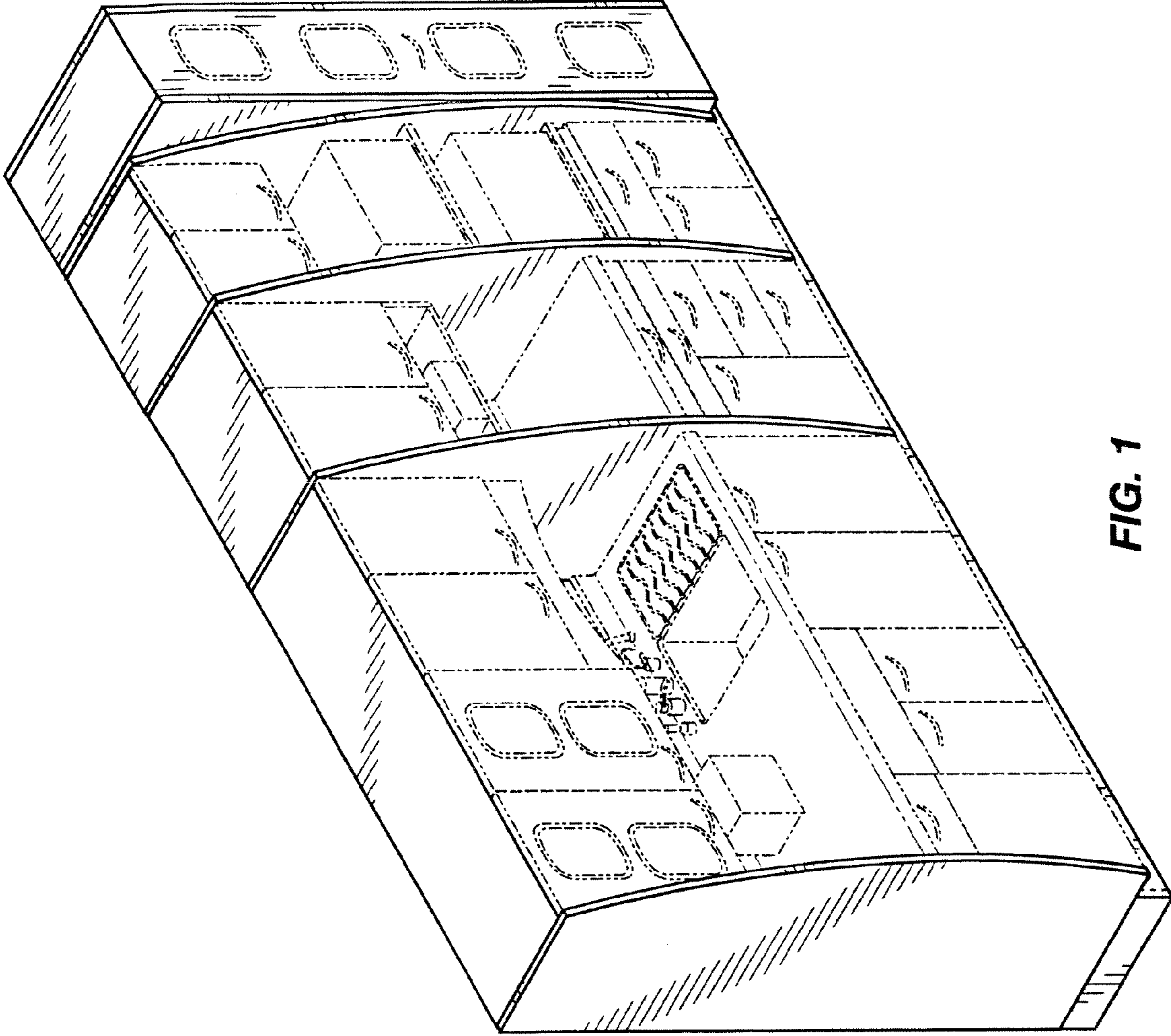


FIG. 1

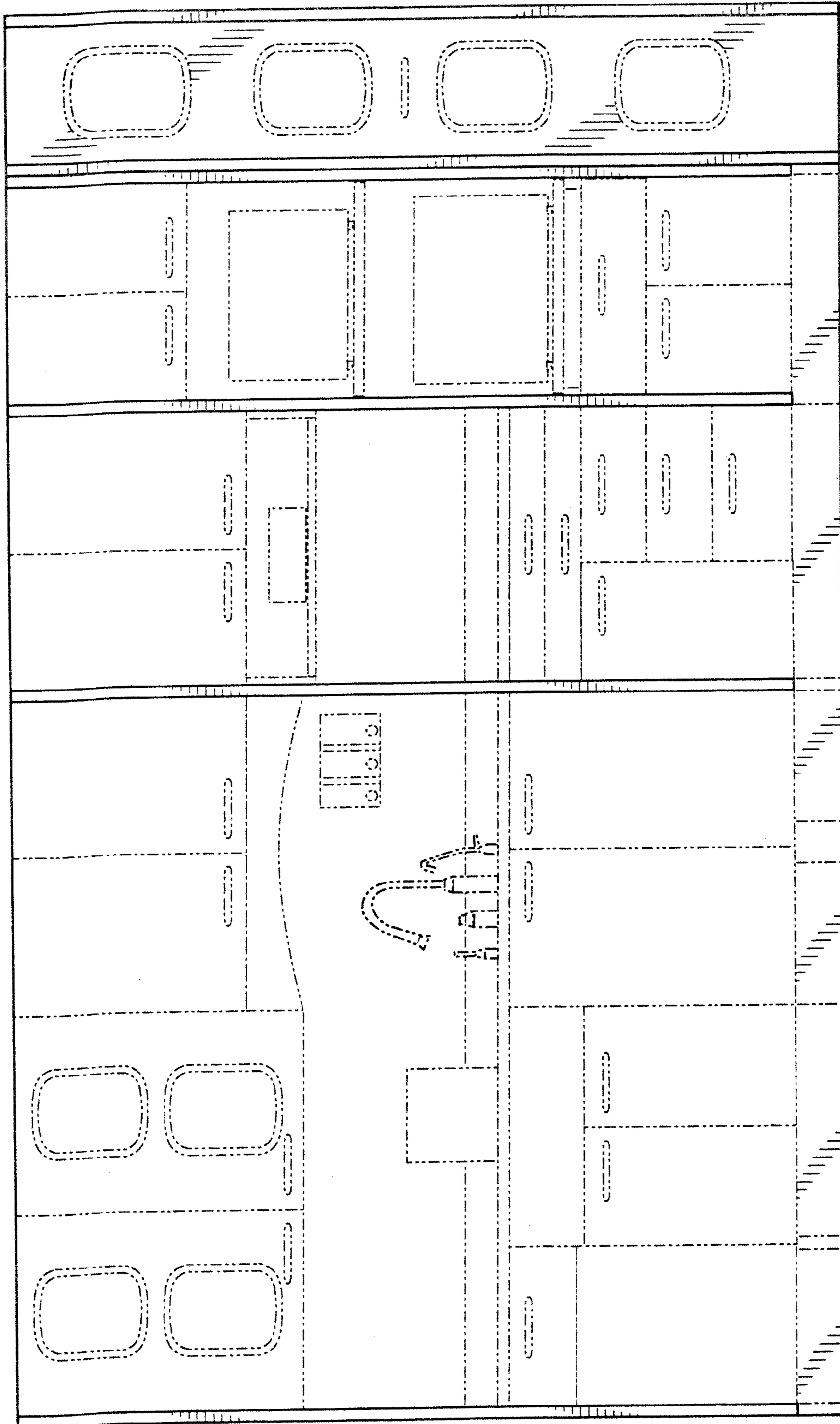


FIG. 2

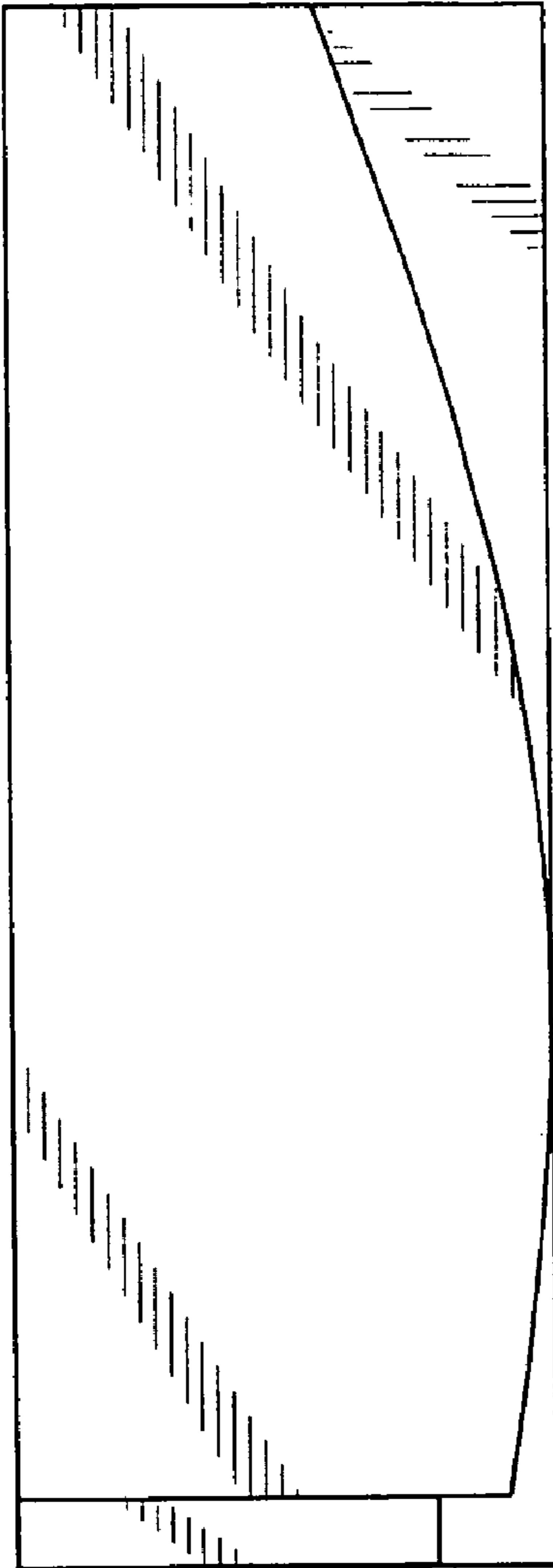


FIG. 3




FIG. 4

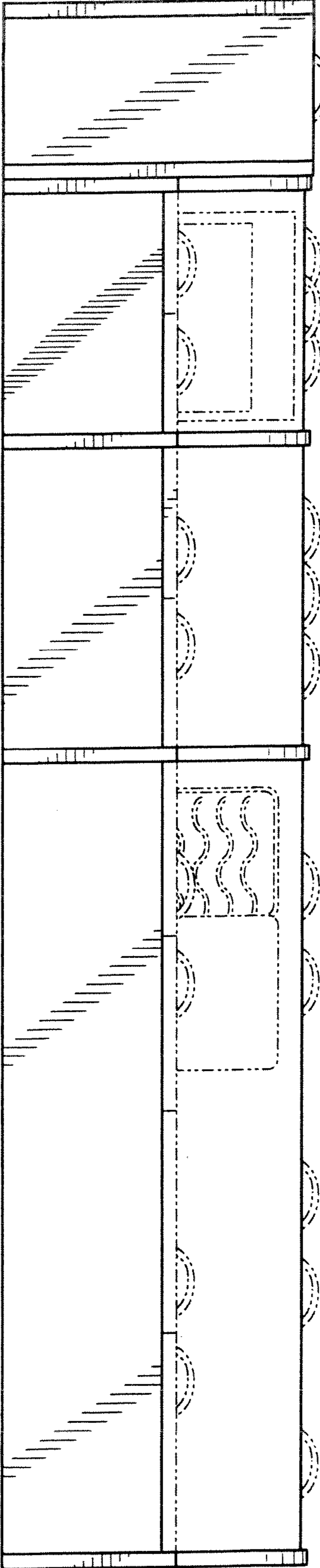


FIG. 5