



US00D571470S

(12) **United States Design Patent**  
**Jansheski**

(10) **Patent No.:** **US D571,470 S**  
(45) **Date of Patent:** **\*\* Jun. 17, 2008**

(54) **TONGUE SCRAPER**

D536,452 S \* 2/2007 Geiberger et al. .... D24/147

(75) Inventor: **John M. Jansheski**, Maryville, TN (US)

\* cited by examiner

(73) Assignee: **Dentek Oral Care, Inc.**, Maryville, TN (US)

*Primary Examiner*—Ian Simmons

*Assistant Examiner*—Christopher Lee

(\*\*) Term: **14 Years**

(74) *Attorney, Agent, or Firm*—Luedeka, Neely & Graham, PC

(21) Appl. No.: **29/283,678**

(57) **CLAIM**

(22) Filed: **Aug. 21, 2007**

The ornamental design for a tongue scraper, as shown and described.

**Related U.S. Application Data**

**DESCRIPTION**

(63) Continuation-in-part of application No. 10/941,762, filed on Sep. 15, 2004, now abandoned.

FIG. 1 is a front perspective view of the tongue scraper of my new design;

(51) **LOC (8) Cl.** ..... **24-02**

FIG. 2 is a top view of the tongue scraper of my new design;

(52) **U.S. Cl.** ..... **D24/147; D4/108**

FIG. 3 is a bottom view of the tongue scraper of my new design;

(58) **Field of Classification Search** ..... D24/147, D24/146, 149; D4/108, 104, 110, 111, 112; 606/161; 15/160

FIG. 4 is a right side view of the tongue scraper of my new design, the left side view being identical thereto;

See application file for complete search history.

FIG. 5 is a right end view of the tongue scraper of my new design; and,

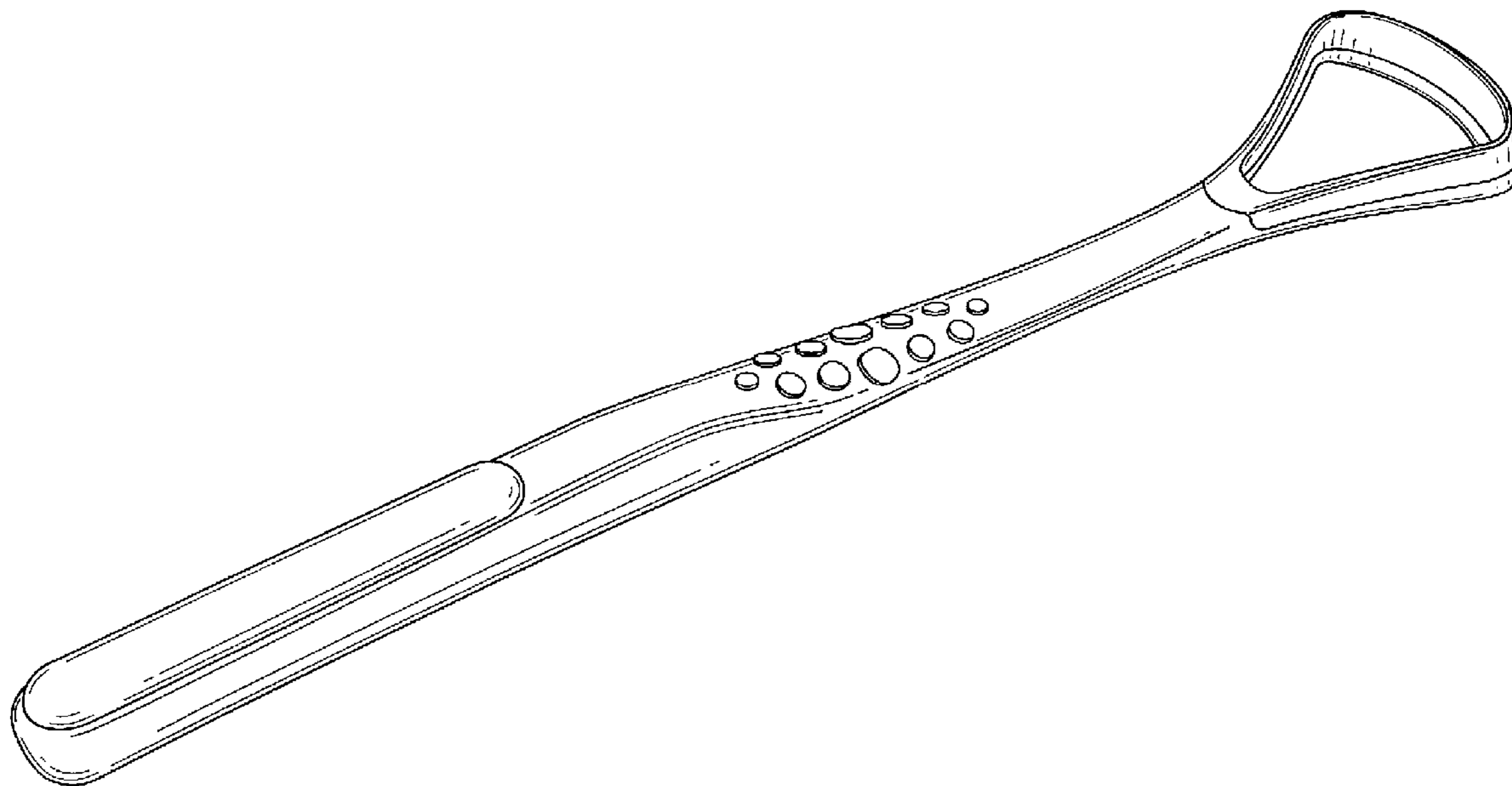
(56) **References Cited**

**U.S. PATENT DOCUMENTS**

FIG. 6 is a left end view of the tongue scraper of my new design.

D408,534 S \* 4/1999 Jansheski ..... D24/147  
D484,978 S \* 1/2004 Syal ..... D24/147  
D527,821 S \* 9/2006 Cwik ..... D24/147

**1 Claim, 3 Drawing Sheets**



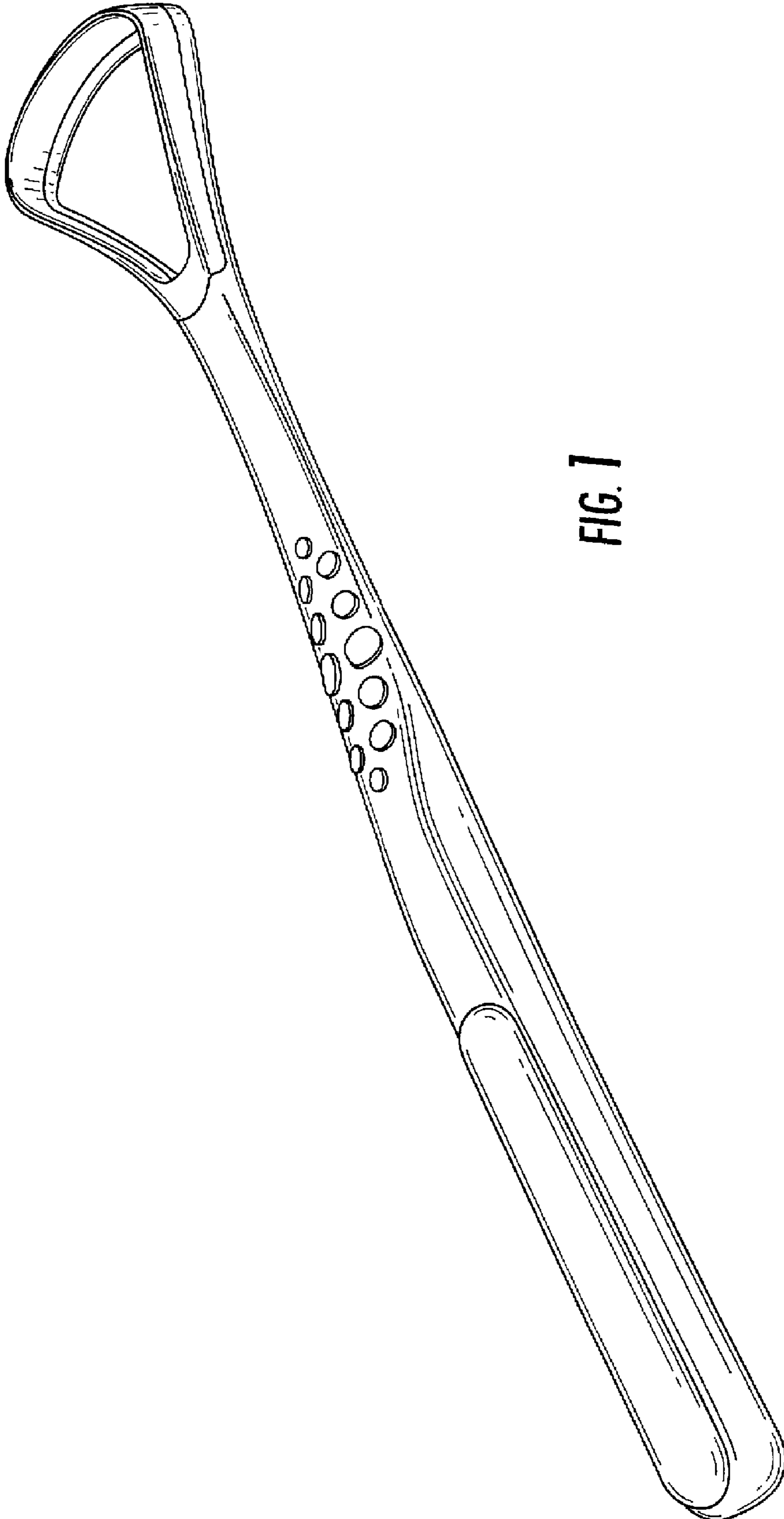


FIG. 1

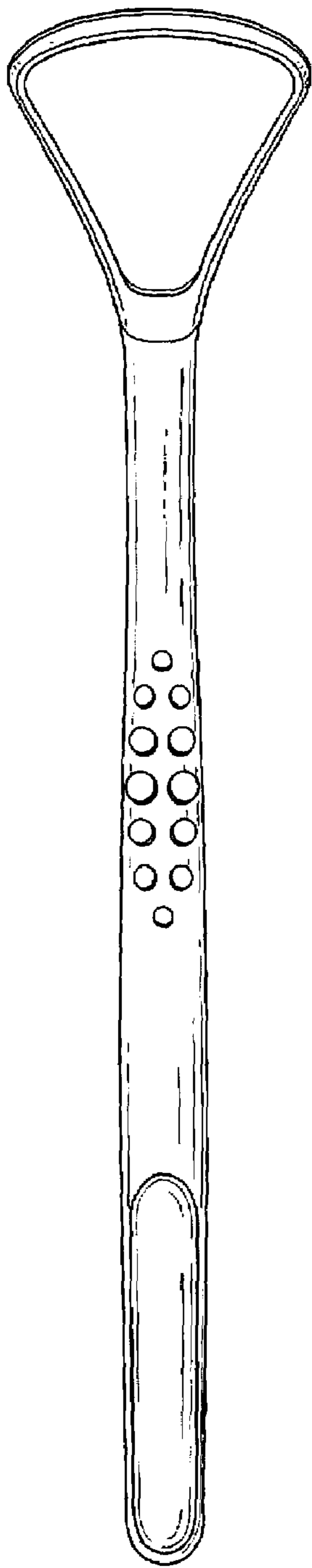


FIG. 2

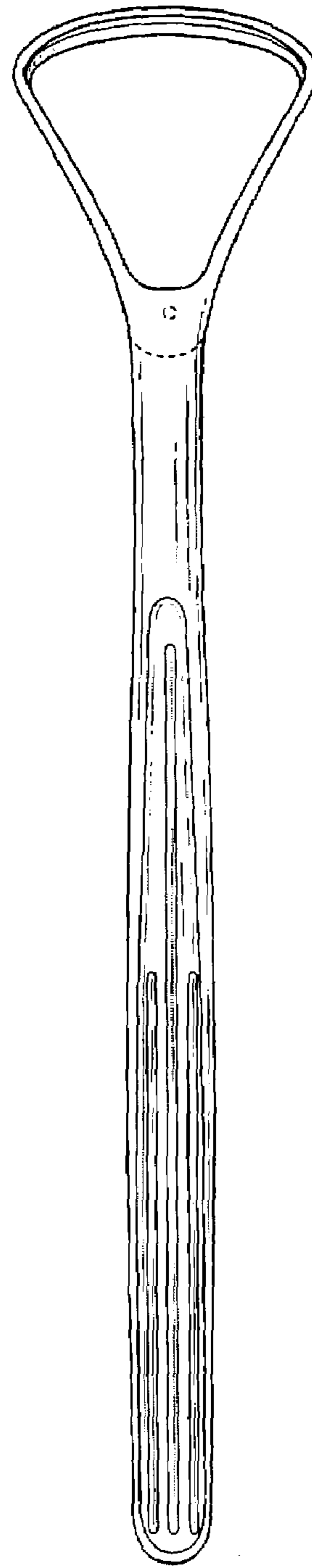


FIG. 3

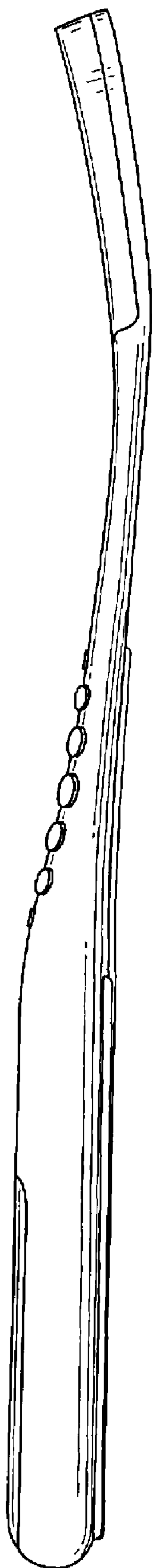


FIG. 4

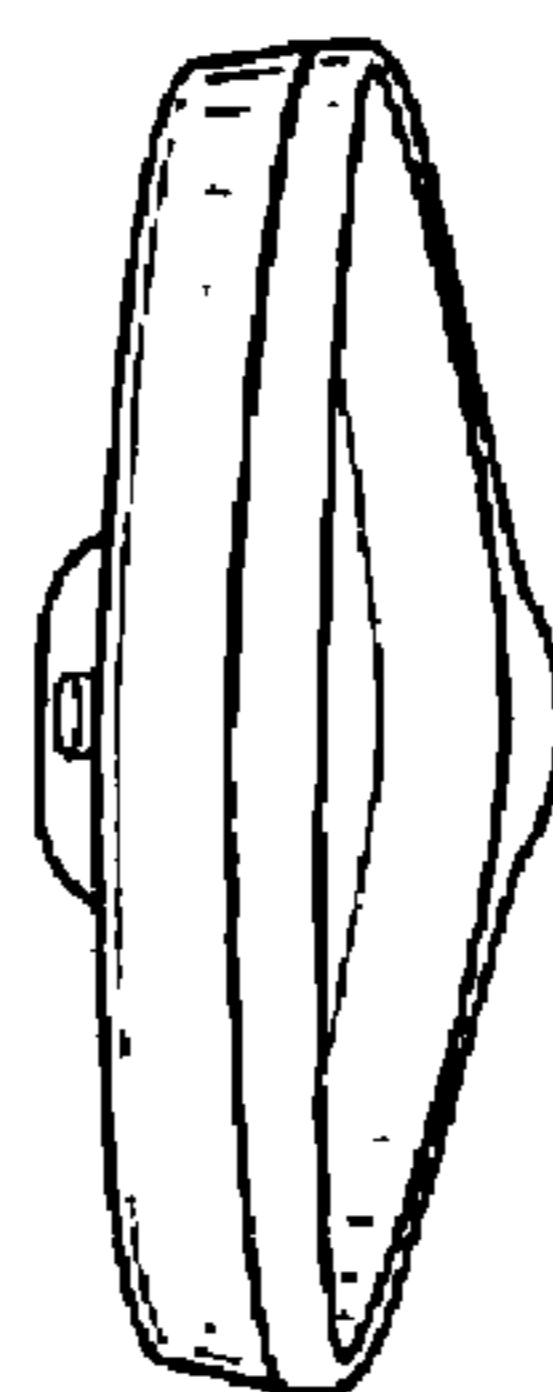


FIG. 5




FIG. 6