



US00D571467S

(12) **United States Design Patent**
Wu

(10) **Patent No.:** **US D571,467 S**
(45) **Date of Patent:** **** Jun. 17, 2008**

(54) **ENDOSCOPIC FACELIFT ELEVATOR**

(76) Inventor: **Jung Wu**, 2F, No. 18, Lane 34, Minzu Rd., Banciao City, Taipei County 220 (TW)

(**) Term: **14 Years**

(21) Appl. No.: **29/269,386**

(22) Filed: **Nov. 30, 2006**

(30) **Foreign Application Priority Data**

Jun. 6, 2006 (TW) 95303126

(51) **LOC (8) Cl.** **24-02**

(52) **U.S. Cl.** **D24/135; D24/133; D24/147**

(58) **Field of Classification Search** D24/133, D24/135, 143, 147, 152, 187; 600/201, 210, 600/235

See application file for complete search history.

(56) **References Cited**

U.S. PATENT DOCUMENTS

D269,206 S * 5/1983 Glassman D24/135
D318,116 S * 7/1991 Michelson D24/147
5,308,349 A * 5/1994 Mikhail 606/88
5,350,383 A * 9/1994 Schmieding et al. 606/96

D363,544 S * 10/1995 Rowland et al. D24/140
5,743,853 A * 4/1998 Lauderdale 600/217
6,183,435 B1 * 2/2001 Bumbalough et al. D24/133
D442,687 S * 5/2001 Schulz D24/135
D458,681 S * 6/2002 Sherlock et al. D24/133
D485,358 S * 1/2004 Woo D24/135
6,752,814 B2 * 6/2004 Gellman et al. 606/148

* cited by examiner

Primary Examiner—Charles A. Rademaker

Assistant Examiner—Wan Laymon

(74) *Attorney, Agent, or Firm*—Rosenberg, Klein & Lee

(57) **CLAIM**

The ornamental design for an endoscopic facelift elevator, as shown and described.

DESCRIPTION

FIG. 1 is a right side elevational view of an endoscopic facelift elevator showing my new design;

FIG. 2 is a left side elevational view thereof;

FIG. 3 is a bottom plan view thereof;

FIG. 4 is a top plan view thereof; and,

FIG. 5 is a front view thereof.

1 Claim, 3 Drawing Sheets

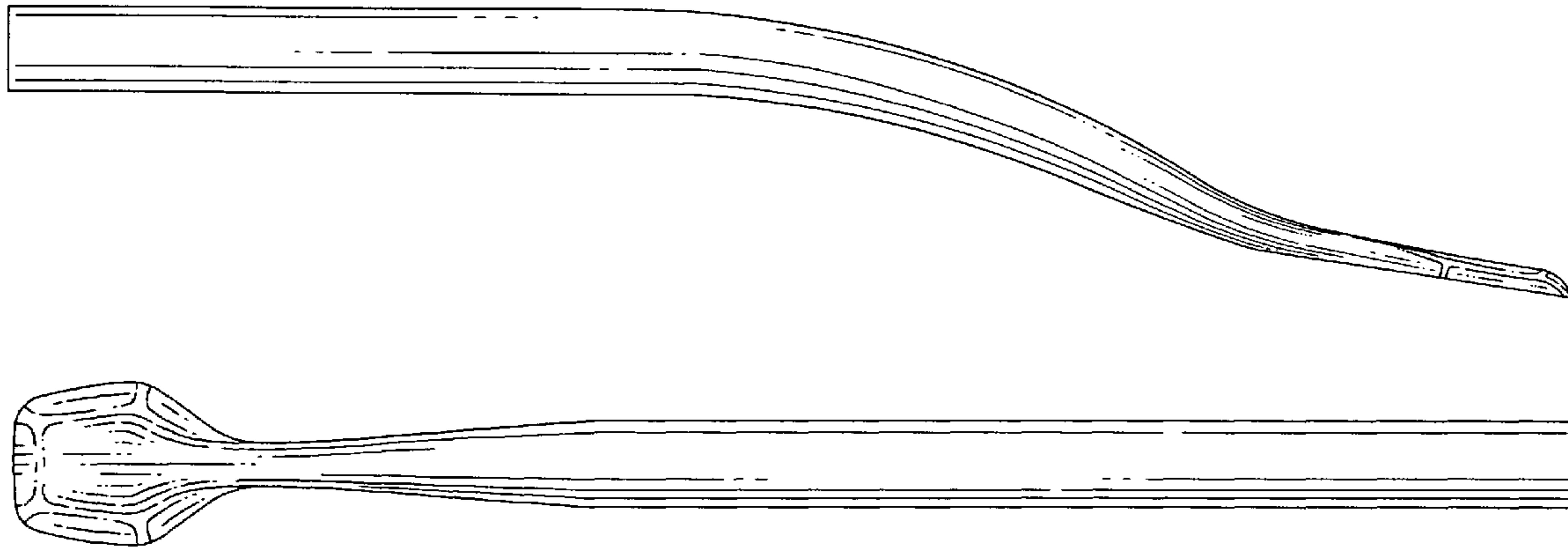




FIG. 2

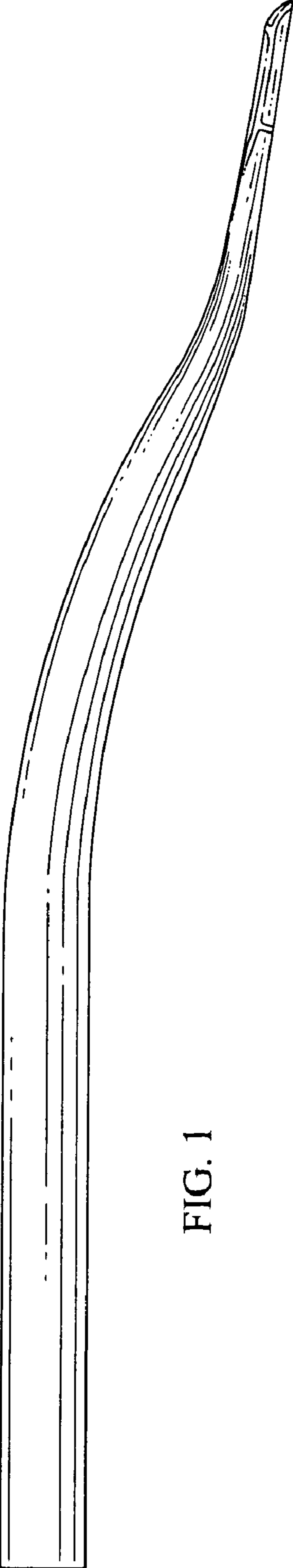


FIG. 1

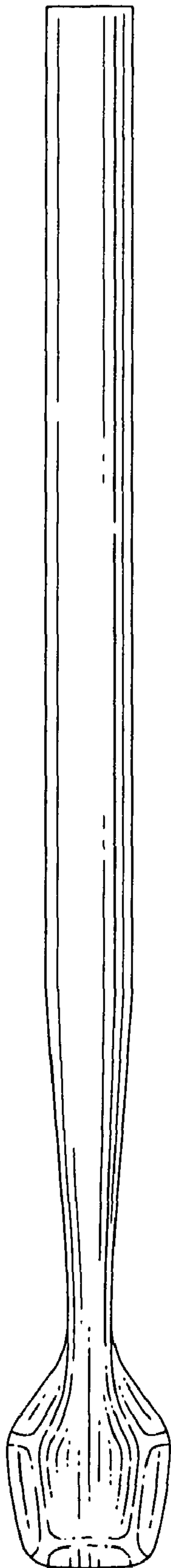


FIG. 4

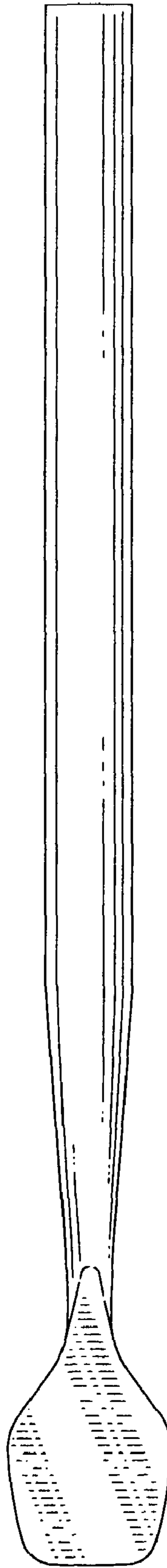


FIG. 3

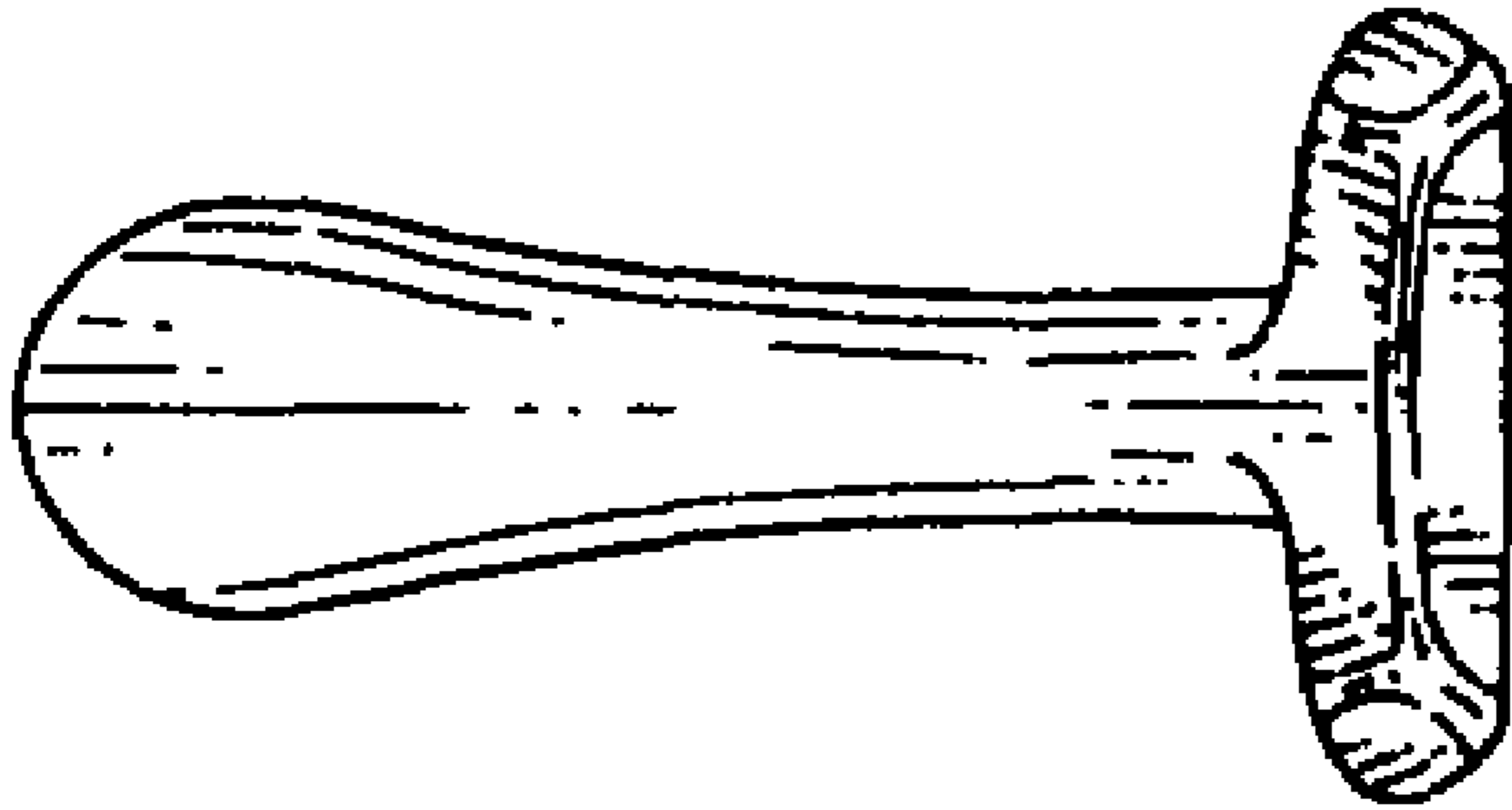


FIG. 5