



US00D571460S

(12) **United States Design Patent**
Korjack

(10) **Patent No.:** **US D571,460 S**
(45) **Date of Patent:** **** Jun. 17, 2008**

- (54) **URINAL BEDPAN FOR FEMALES**
- (75) Inventor: **Evelyn Marie Korjack**, Homosassa, FL (US)
- (73) Assignee: **Evelyn M. Korjack**, Homosassa, FL (US)
- (**) Term: **14 Years**
- (21) Appl. No.: **29/293,276**
- (22) Filed: **Nov. 15, 2007**

D199,294 S *	9/1964	Hill	D24/117
D202,872 S *	11/1965	Bertoldo	D24/117
D215,191 S *	9/1969	Spence	D24/123
D216,058 S	11/1969	Painter et al.	D24/123
D216,059 S *	11/1969	Rickmeier	D24/123
D218,501 S	8/1970	Gorman et al.	D24/123
D235,081 S	5/1975	Gatewood	D24/123
3,936,890 A *	2/1976	Oberstein	4/452
D246,055 S	10/1977	Mills	D24/123
5,778,461 A *	7/1998	Attaway	4/454
5,819,334 A *	10/1998	Maze	4/450
5,956,782 A	9/1999	Olguin	4/454

- (51) **LOC (8) Cl.** **24-04**
- (52) **U.S. Cl.** **D24/123**
- (58) **Field of Classification Search** D24/123,
D24/122, 121, 117; D23/276, 295, 302;
4/450-458, DIG. 5; 600/574; D27/125
See application file for complete search history.

* cited by examiner

Primary Examiner—Louis S Zarfaz
Assistant Examiner—David G Muller

(56) **References Cited**

U.S. PATENT DOCUMENTS

D27,024 S *	5/1897	Haviland et al.	D24/123
D32,989 S *	7/1900	Devennie	D24/117
760,229 A *	5/1904	Meinecke et al.	4/450
1,006,653 A *	10/1911	Hanley	4/455
D53,443 S *	6/1919	Hogan	D24/123
1,388,155 A *	8/1921	Abraham	4/452
1,978,468 A *	10/1934	Malmberg	4/455
2,166,480 A	7/1939	Schermerhorn	4/454
2,188,844 A	1/1940	Pedersen	4/456
2,242,088 A *	5/1941	Rainboth	4/456
3,084,348 A	4/1963	Parker et al.	4/456
D197,827 S *	3/1964	Guss	D24/122

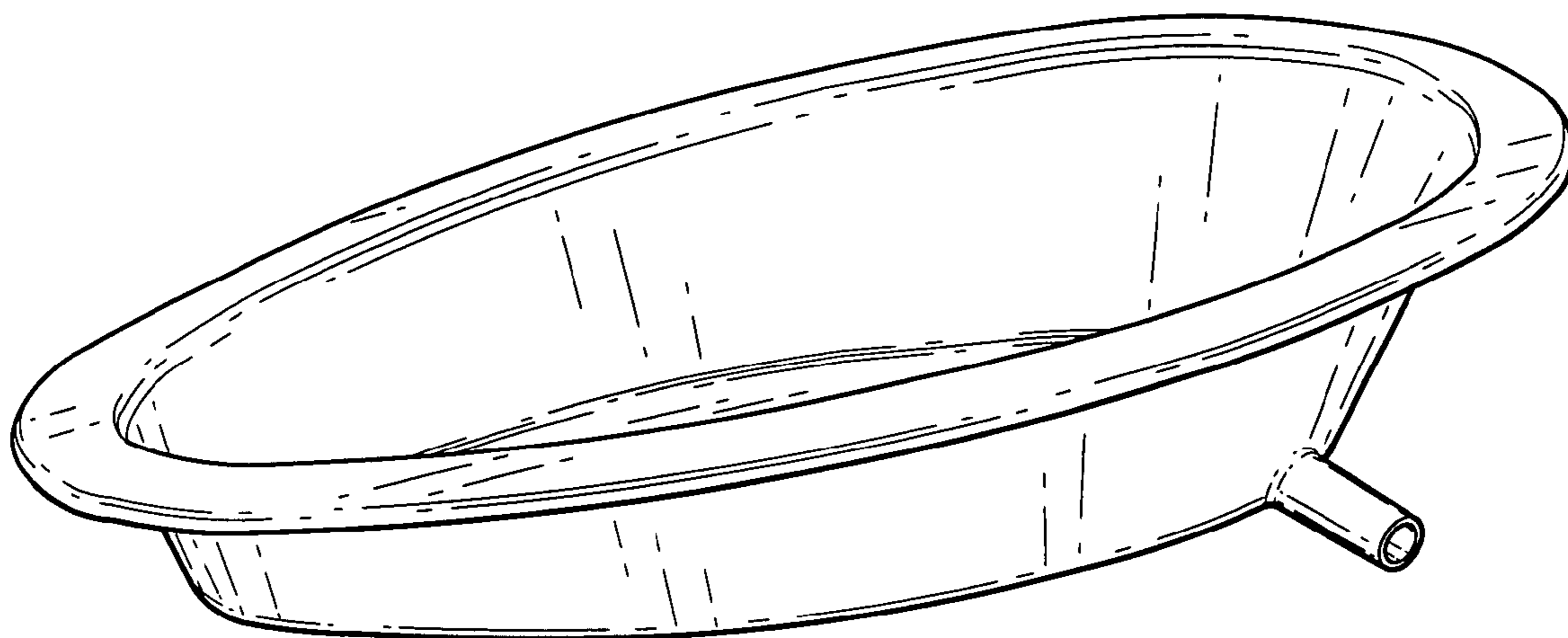
(57) **CLAIM**

I claim the ornamental design of a urinal bedpan for females.

DESCRIPTION

FIG. 1 is a left side perspective of the urinal bedpan for females showing my new design.
 FIG. 2 is a left side view thereof.
 FIG. 3 is a right side view thereof.
 FIG. 4 is a top plan view thereof.
 FIG. 5 is a bottom plan view thereof.
 FIG. 6 is a back view thereof; and,
 FIG. 7 is a front view thereof.

1 Claim, 3 Drawing Sheets



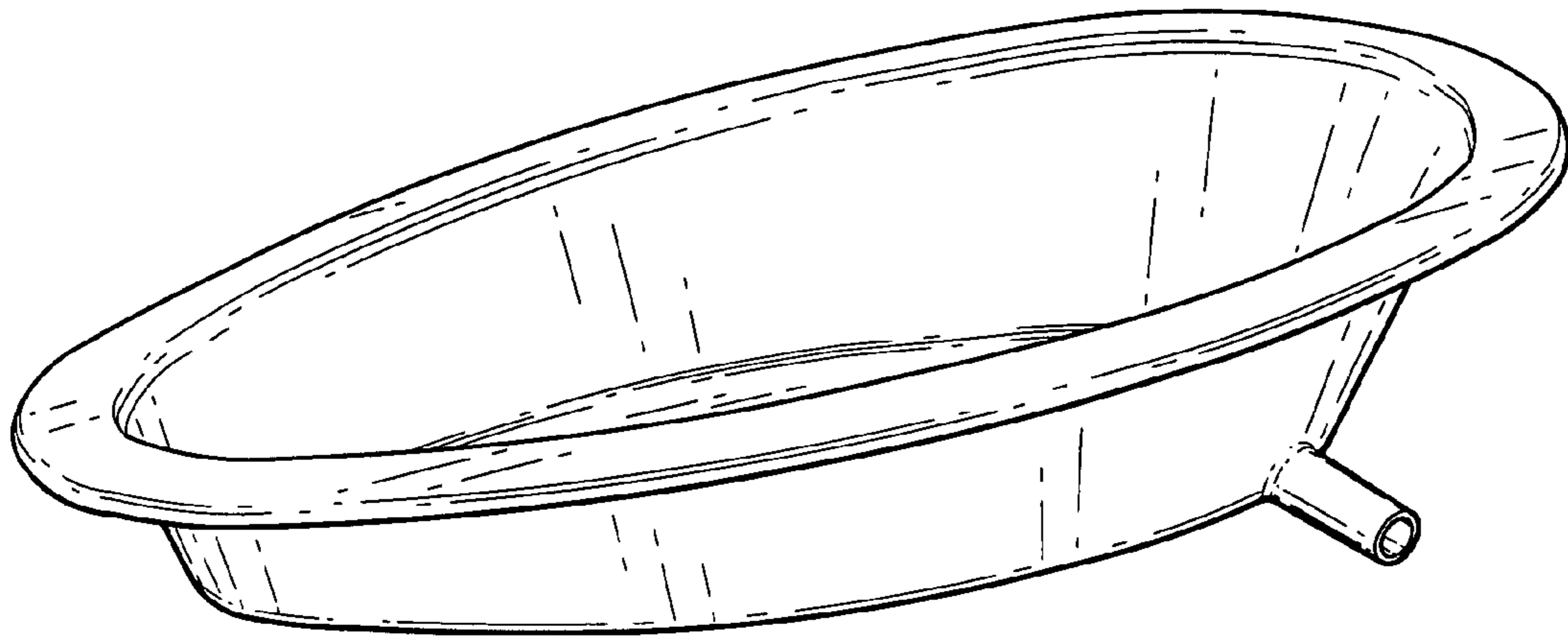


FIG. 1

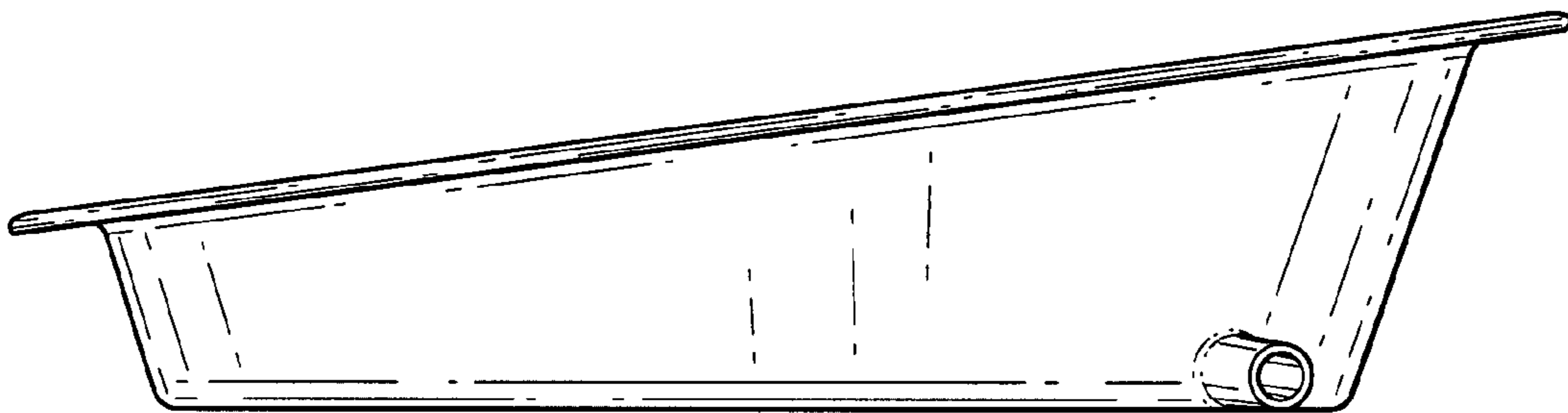


FIG. 2

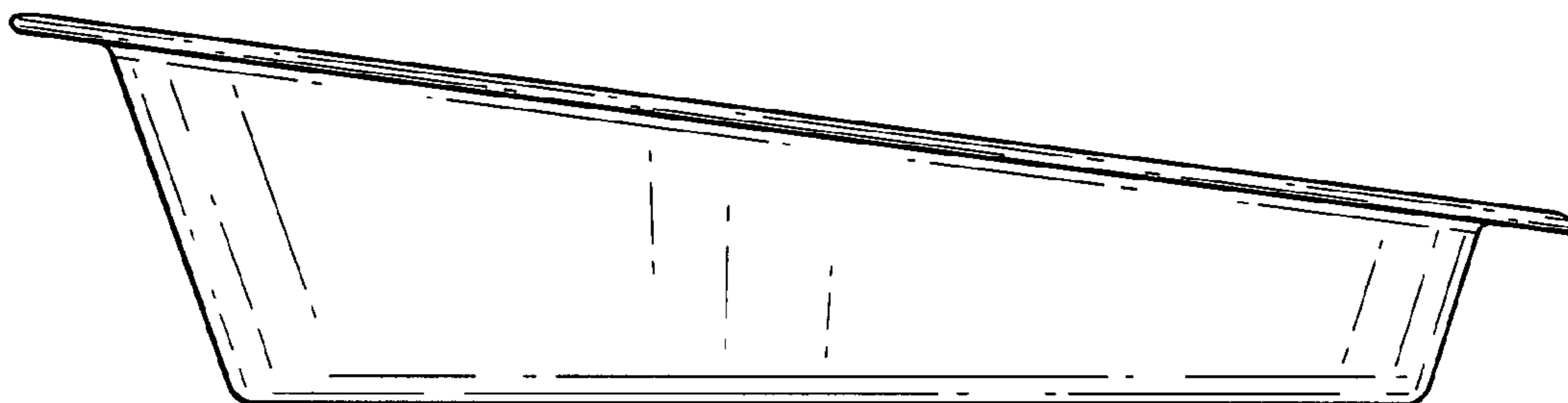


FIG. 3

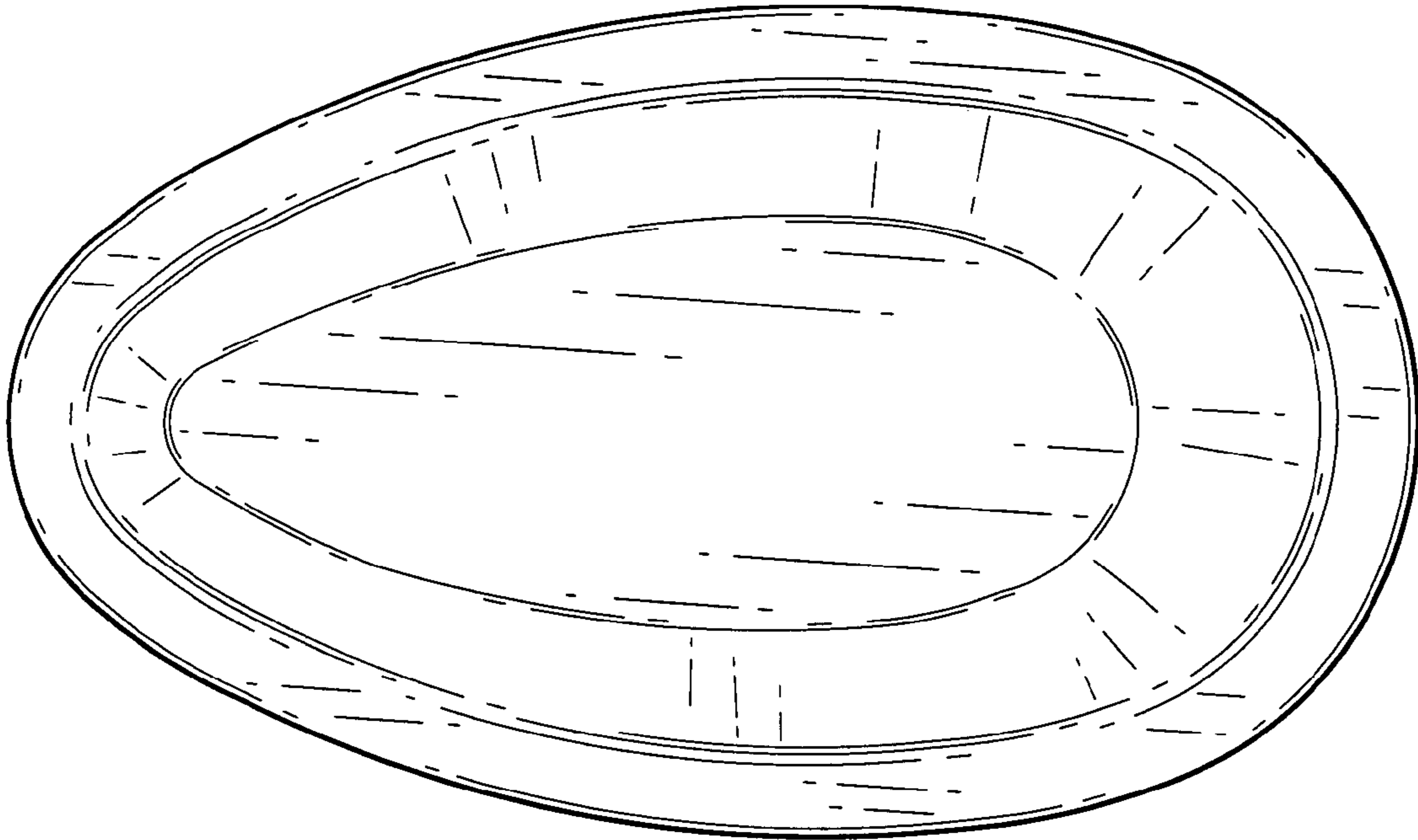


FIG. 4

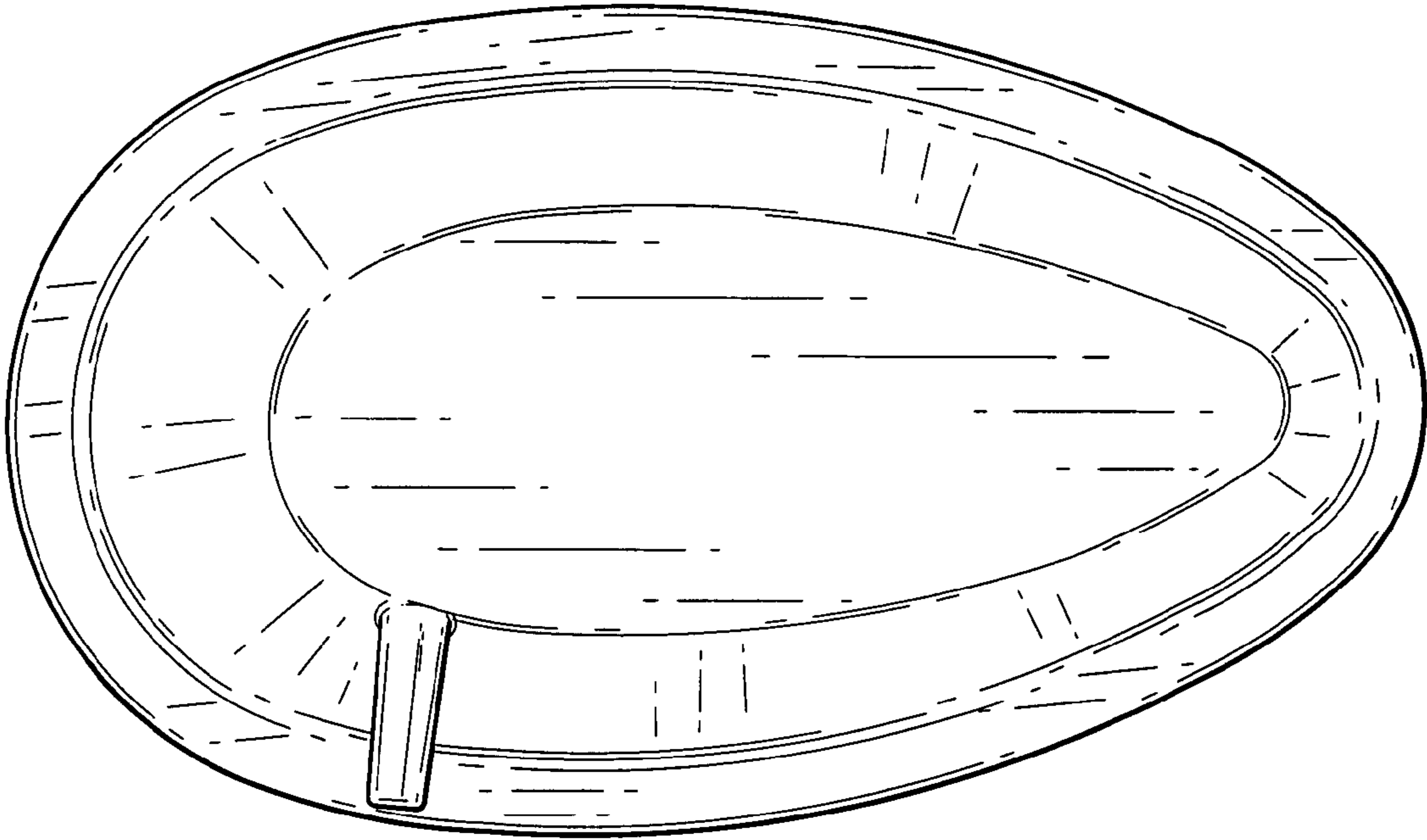


FIG. 5

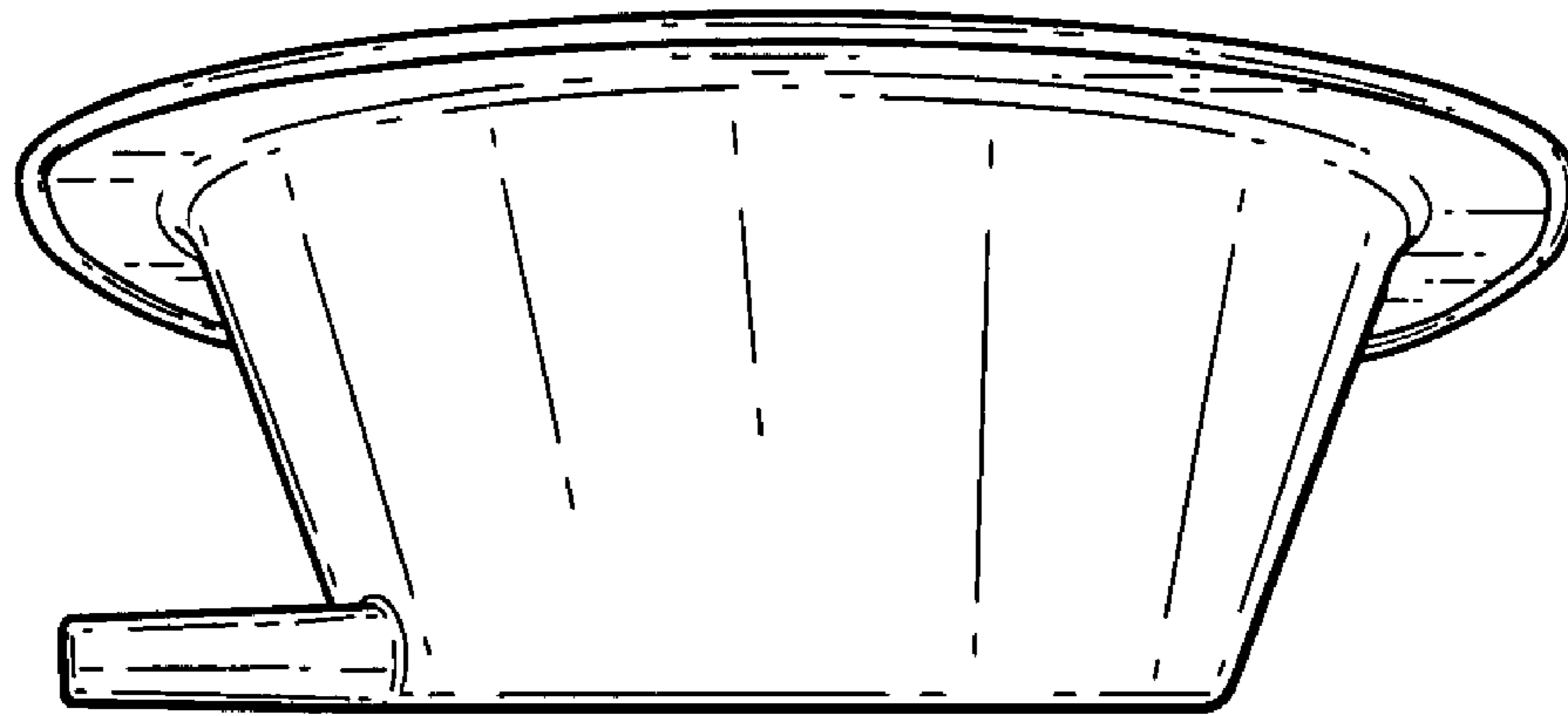


FIG. 6

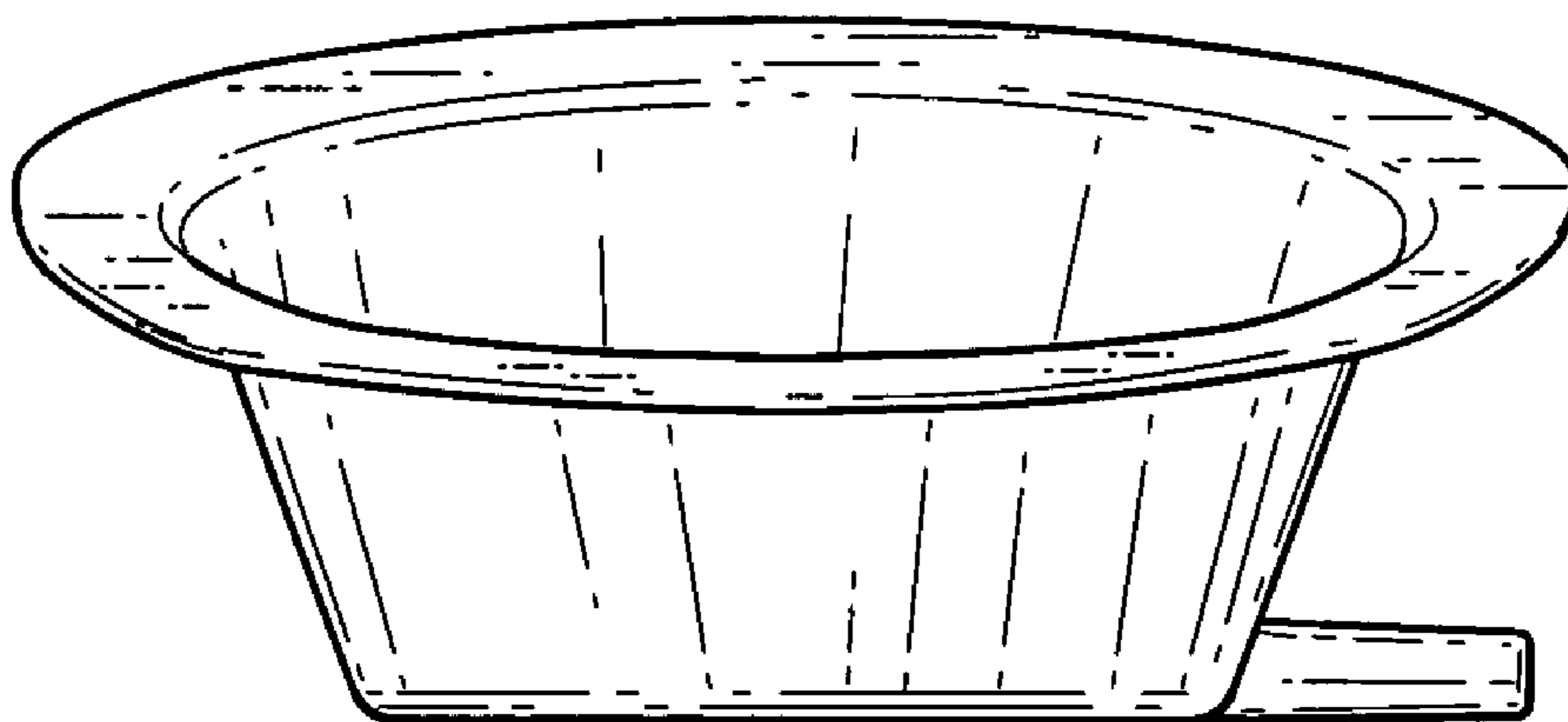


FIG. 7