



US00D571454S

(12) **United States Design Patent**  
**Gajewski**

(10) **Patent No.:** **US D571,454 S**  
(45) **Date of Patent:** **\*\* Jun. 17, 2008**

(54) **FAN BLADE**

(75) Inventor: **Mark Gajewski**, Avila Beach, CA (US)

(73) Assignee: **Minka Lighting, Inc.**, Corona, CA (US)

(\*\*) Term: **14 Years**

(21) Appl. No.: **29/249,826**

(22) Filed: **Oct. 23, 2006**

(51) **LOC (8) Cl.** ..... **23-04**

(52) **U.S. Cl.** ..... **D23/413**

(58) **Field of Classification Search** ..... D23/411,  
D23/377, 379, 385, 413; 416/5; D26/59,  
D26/71, 81–88; 362/96

See application file for complete search history.

(56) **References Cited**

**U.S. PATENT DOCUMENTS**

D478,654 S *	8/2003	Hidalgo	.....	D23/413
D478,980 S *	8/2003	Hidalgo	.....	D23/411
D507,646 S *	7/2005	Young	.....	D23/413
D517,203 S *	3/2006	Young	.....	D23/413
D519,199 S *	4/2006	Gajewski	.....	D23/377
D522,120 S *	5/2006	Hidalgo	.....	D23/377
D522,121 S *	5/2006	Hidalgo	.....	D23/377
D529,163 S *	9/2006	Young	.....	D23/377

**OTHER PUBLICATIONS**

U.S. Appl. No. 29/249,817 filed on Oct. 23, 2006.  
U.S. Appl. No. 29/249,820 filed on Oct. 23, 2006.  
U.S. Appl. No. 29/249,816 filed on Oct. 23, 2006.

U.S. Appl. No. 29/249,806 filed on Oct. 23, 2006.  
U.S. Appl. No. 29/249,807 filed on Oct. 23, 2006.  
U.S. Appl. No. 29/249,808 filed on Oct. 23, 2006.  
U.S. Appl. No. 29/249,815 filed on Oct. 23, 2006.  
MinkaAire Internet Catalog; Antibe ceiling fan; Model F-609;  
printed from minkagroup.net on Nov. 9, 2006.

\* cited by examiner

*Primary Examiner*—Lisa P Lichtenstein  
(74) *Attorney, Agent, or Firm*—Baker & McKenzie LLP

(57) **CLAIM**

The ornamental design for a fan blade, as shown and described.

**DESCRIPTION**

FIG. 1 is a perspective view from below of a fan blade in accordance with my design;

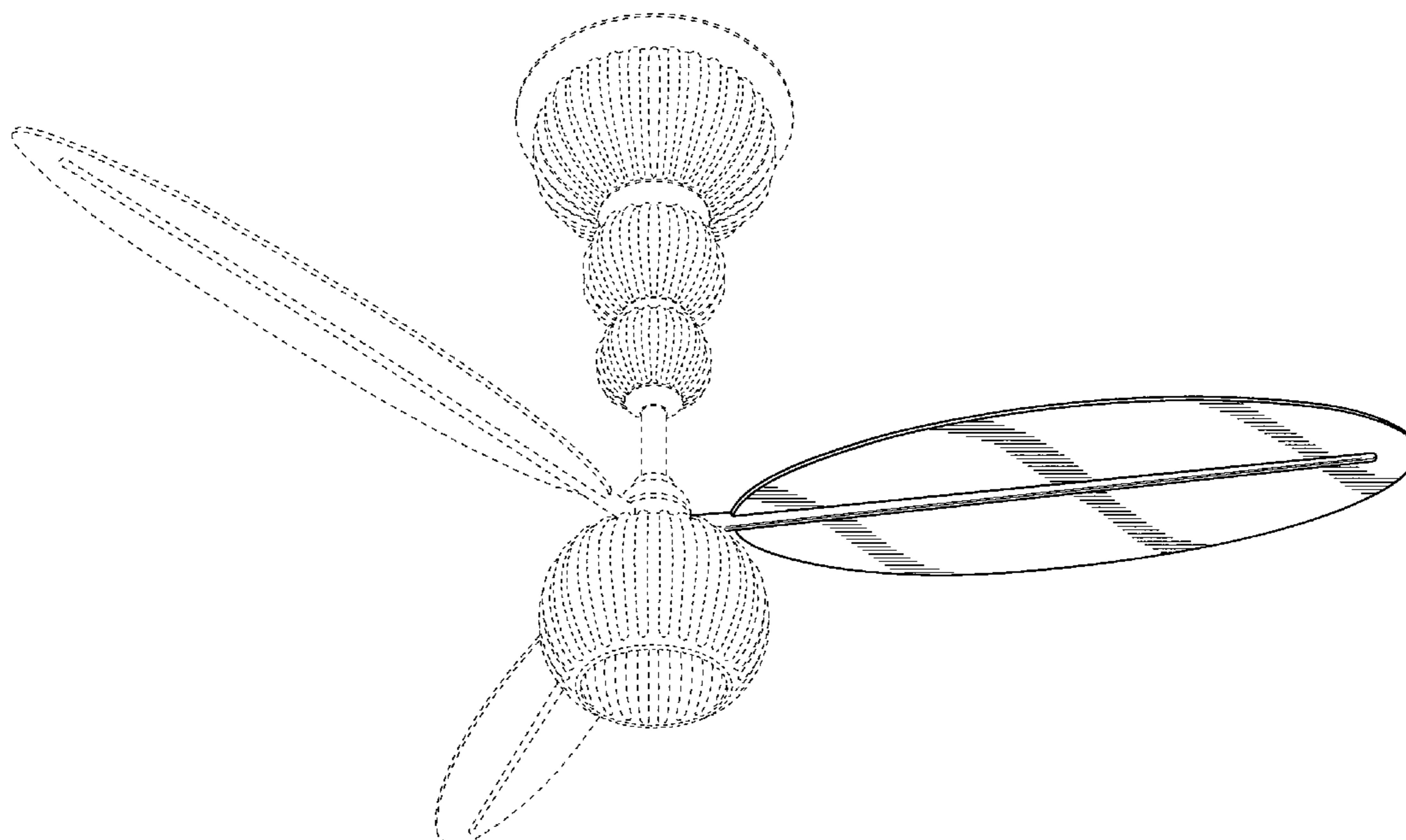
FIG. 2 is a top plan view of the fan blade in accordance with my design;

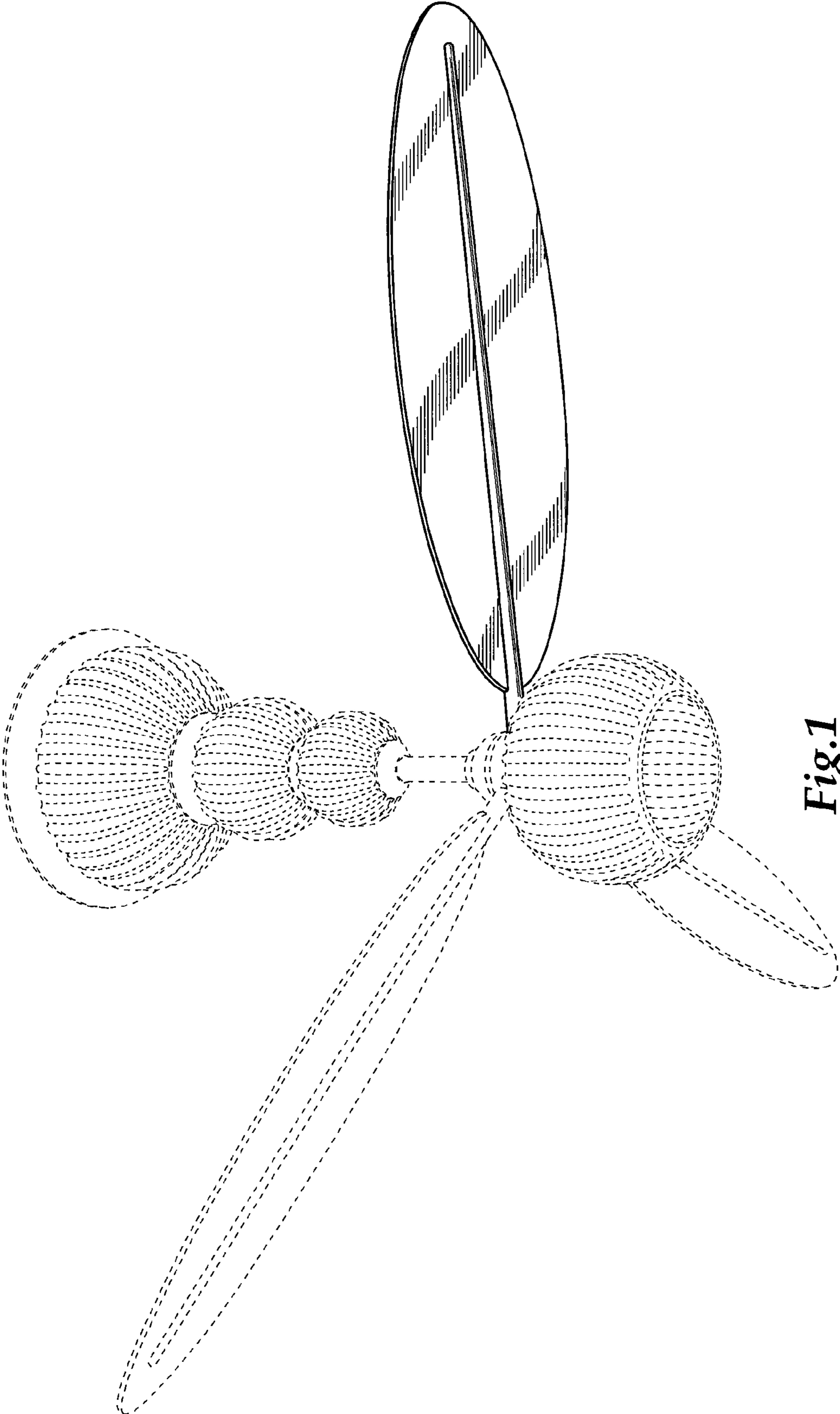
FIG. 3 is a side perspective view of the fan blade in accordance with my design, the opposite side being a mirror image; and,

FIG. 4 is a bottom plan view of the fan blade in accordance with my design.

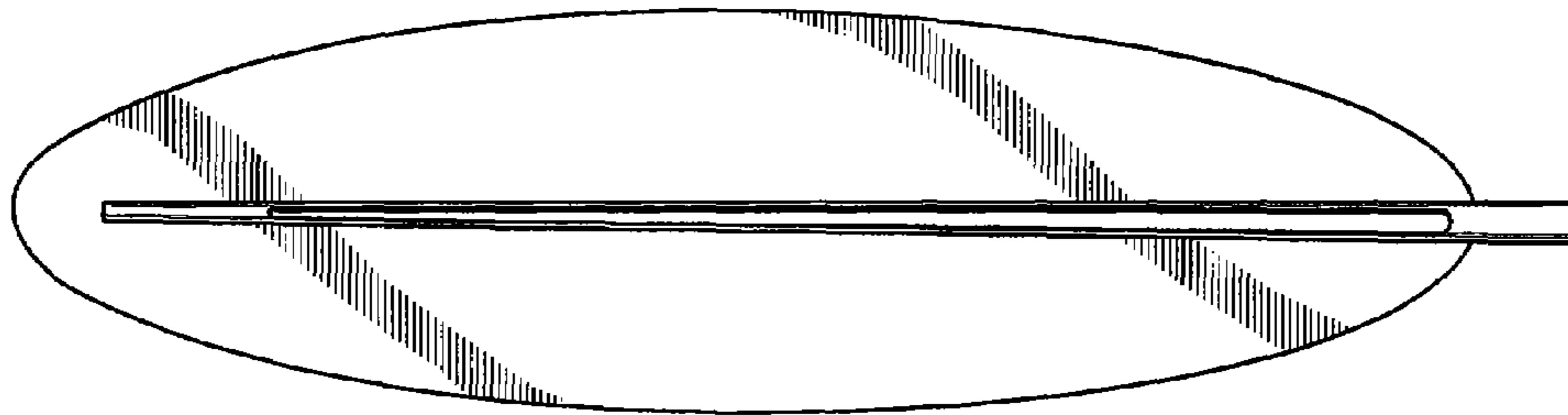
The broken line showing of the support rod, blades, component and light fixture is included for the purpose of illustrating environmental structure and forms no part of the claimed design.

**1 Claim, 2 Drawing Sheets**






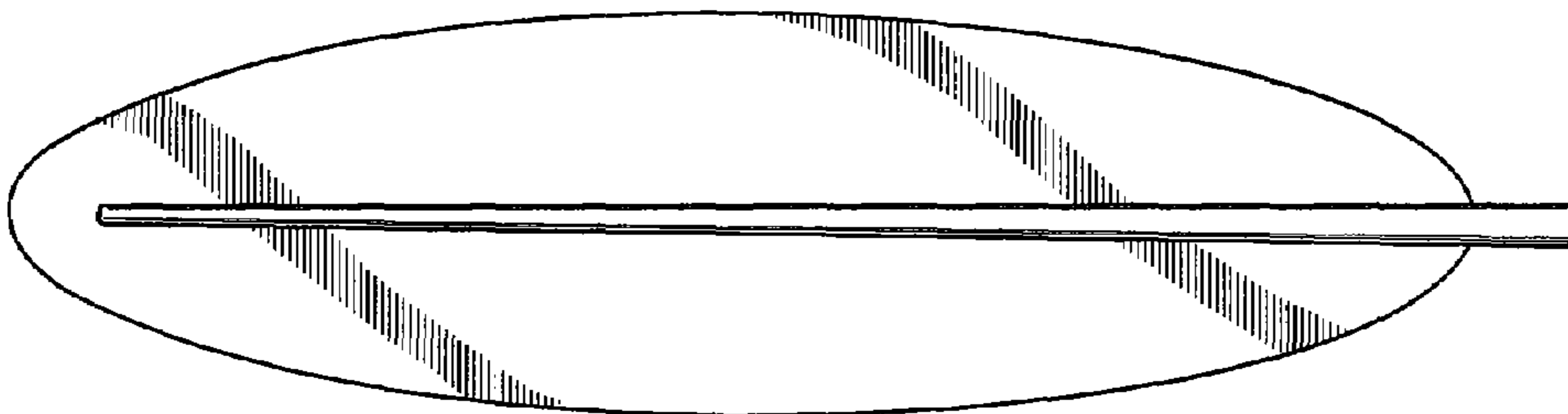
*Fig. 1*



*Fig.2*



*Fig.3*



*Fig.4*