



US00D571446S

(12) **United States Design Patent**  
**Martin et al.**

(10) **Patent No.:** **US D571,446 S**  
(45) **Date of Patent:** **\*\* Jun. 17, 2008**

(54) **VENT**

D566,822 S \* 4/2008 Blanchette et al. .... D23/372

(75) Inventors: **Robert H. Martin**, Anderson, SC (US);  
**Roberto Pezzetta**, Porcia (IT); **Kent**  
**Allen Stephen Crookshanks**, Anderson,  
SC (US); **Vittorio Cascianelli**,  
Anderson, SC (US)

\* cited by examiner

*Primary Examiner*—Lisa P Lichtenstein  
(74) *Attorney, Agent, or Firm*—Banner & Witcoff, Ltd.

(73) Assignee: **Electrolux Home Products, Inc.**,  
Cleveland, OH (US)

(57) **CLAIM**

The ornamental design for a vent, as shown and described.

(\*\*) Term: **14 Years**

**DESCRIPTION**

(21) Appl. No.: **29/282,686**

FIG. 1 is a front perspective view of a vent showing our new design;

(22) Filed: **Jul. 26, 2007**

FIG. 2 is a bottom perspective view thereof;

(51) **LOC (8) Cl.** ..... **23-04**

FIG. 3 is a front view thereof;

(52) **U.S. Cl.** ..... **D23/372**

FIG. 4 is a right side view thereof, the left side view being a mirror image thereof;

(58) **Field of Classification Search** ..... D23/372,  
D23/371, 370; D7/406; 126/299 D, 299 R  
See application file for complete search history.

FIG. 5 is a top side view thereof; and,

FIG. 6 is a bottom view thereof.


The broken line showing of portions of a vent is included for the purpose of illustrating environmental structure and forms no part of the claimed design. --

(56) **References Cited**

**U.S. PATENT DOCUMENTS**

D565,719 S \* 4/2008 Cheng ..... D23/372

**1 Claim, 3 Drawing Sheets**






FIG. 1

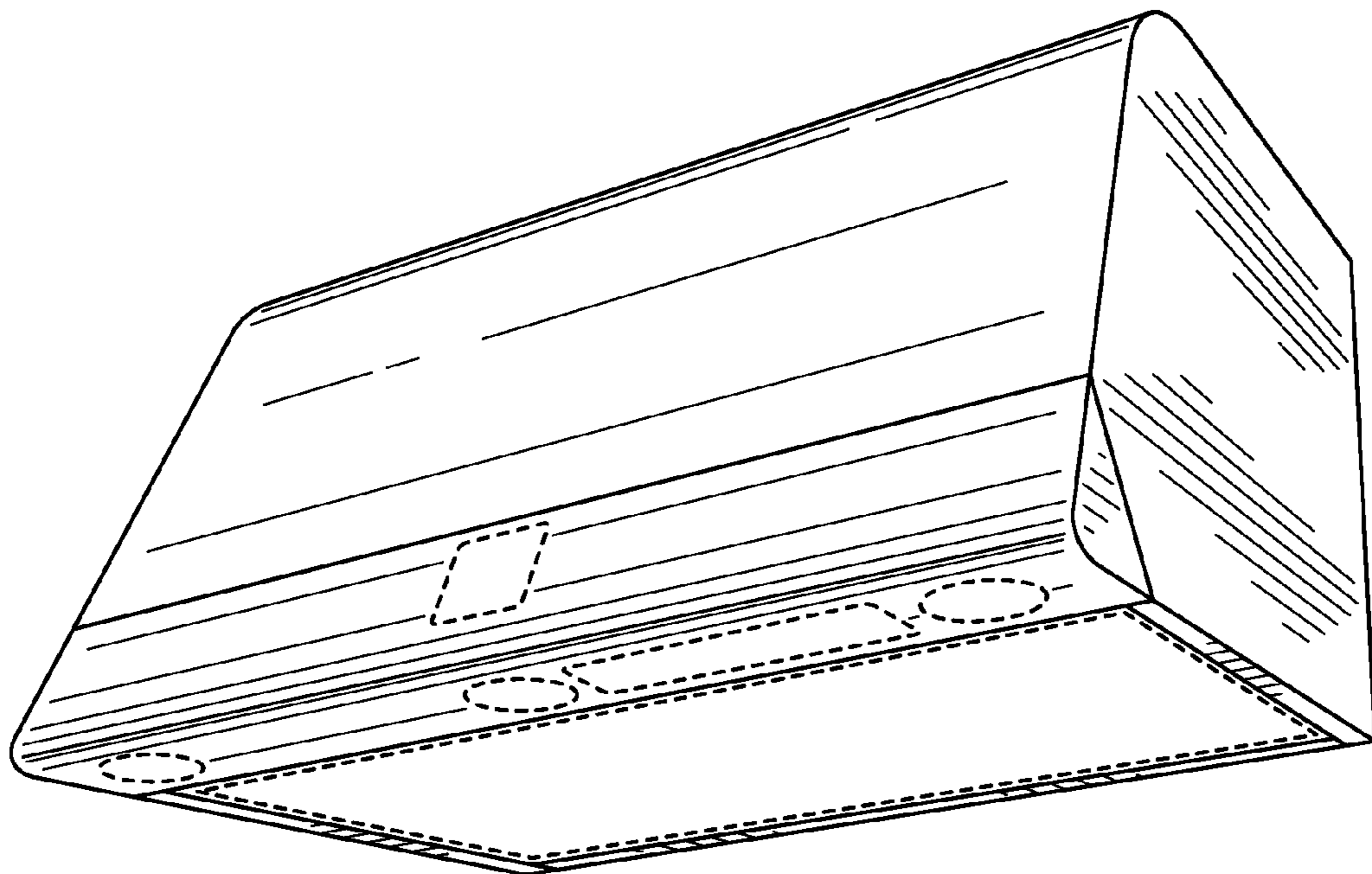


FIG. 2

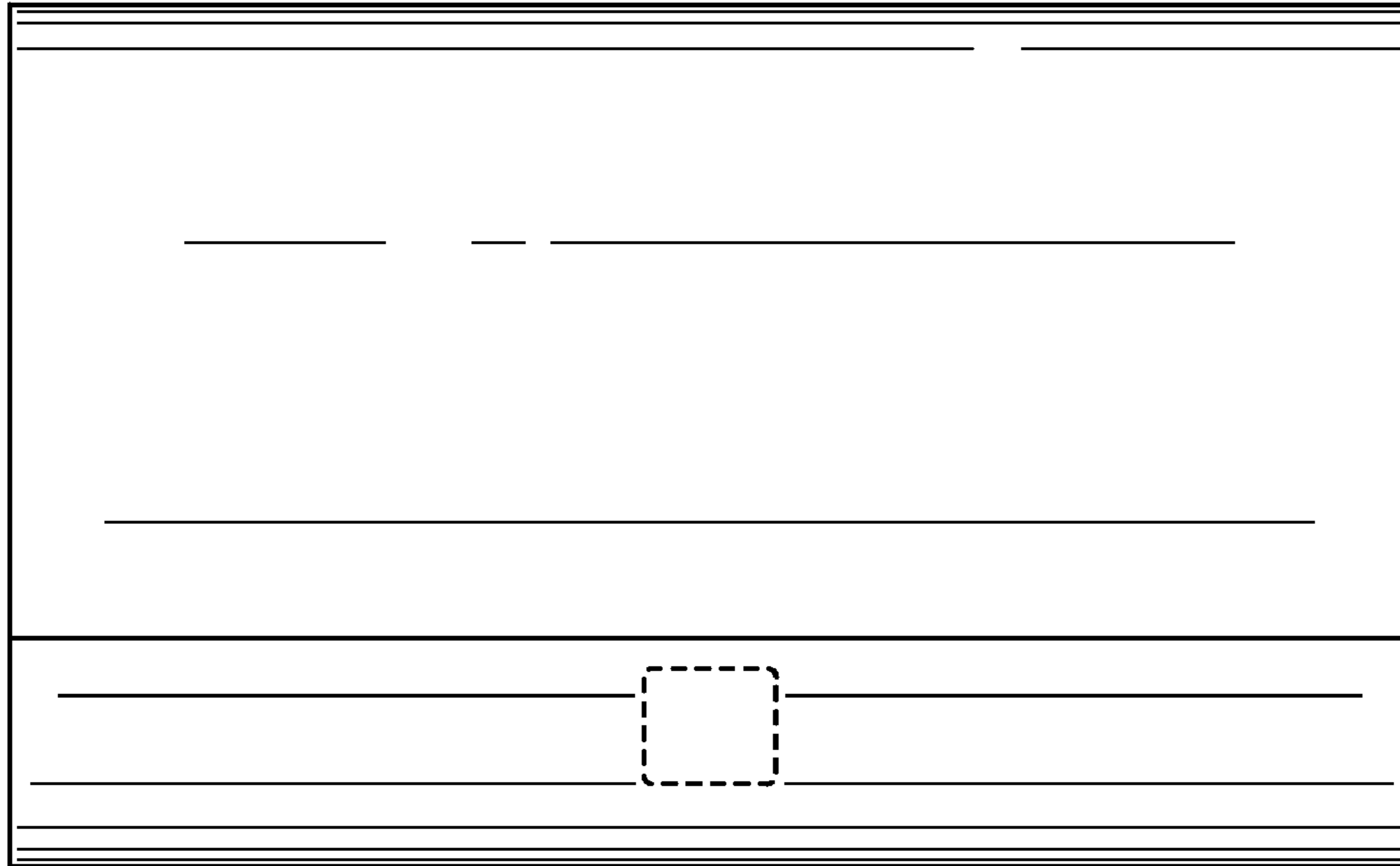


FIG. 3




FIG. 4

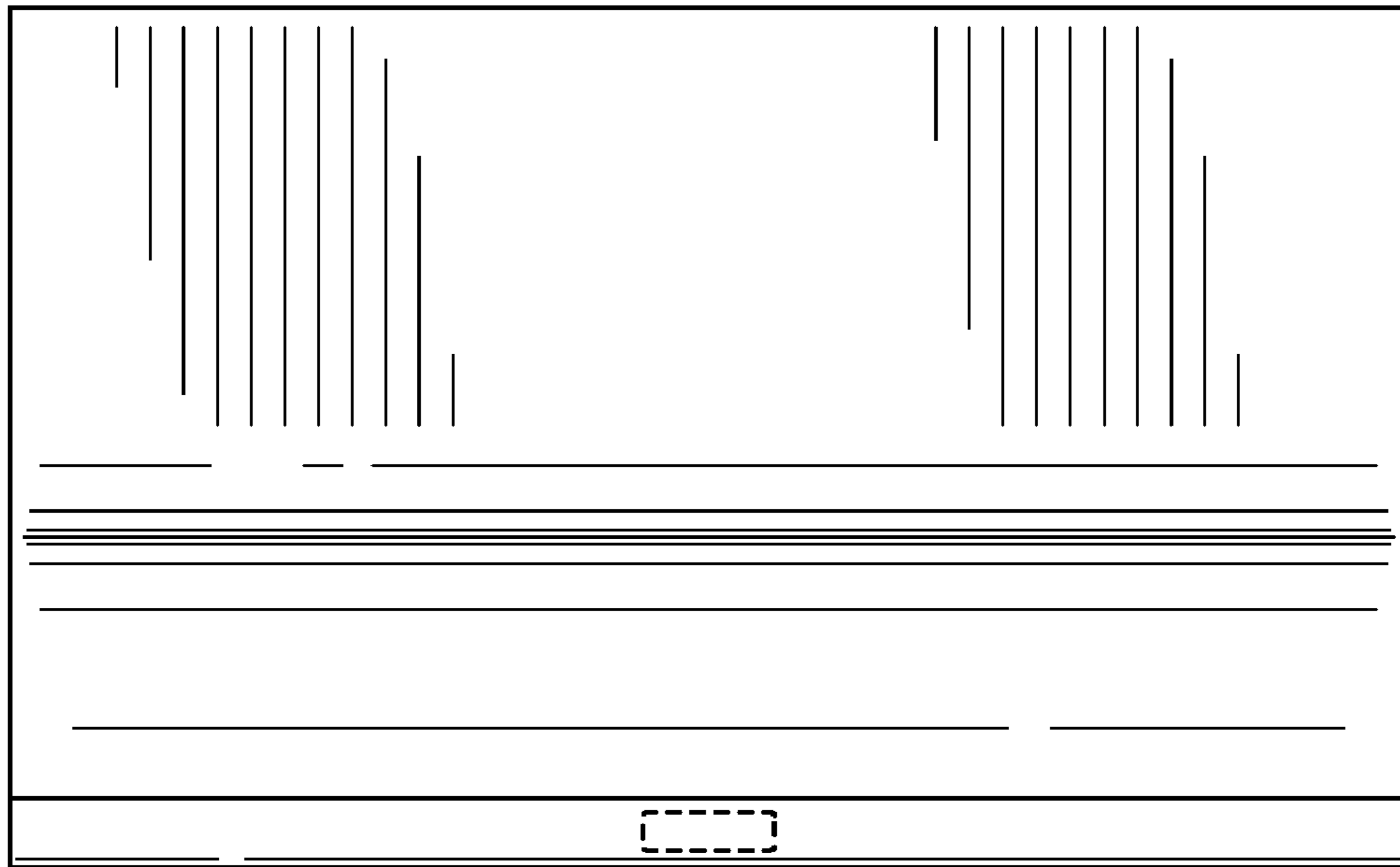


FIG. 5

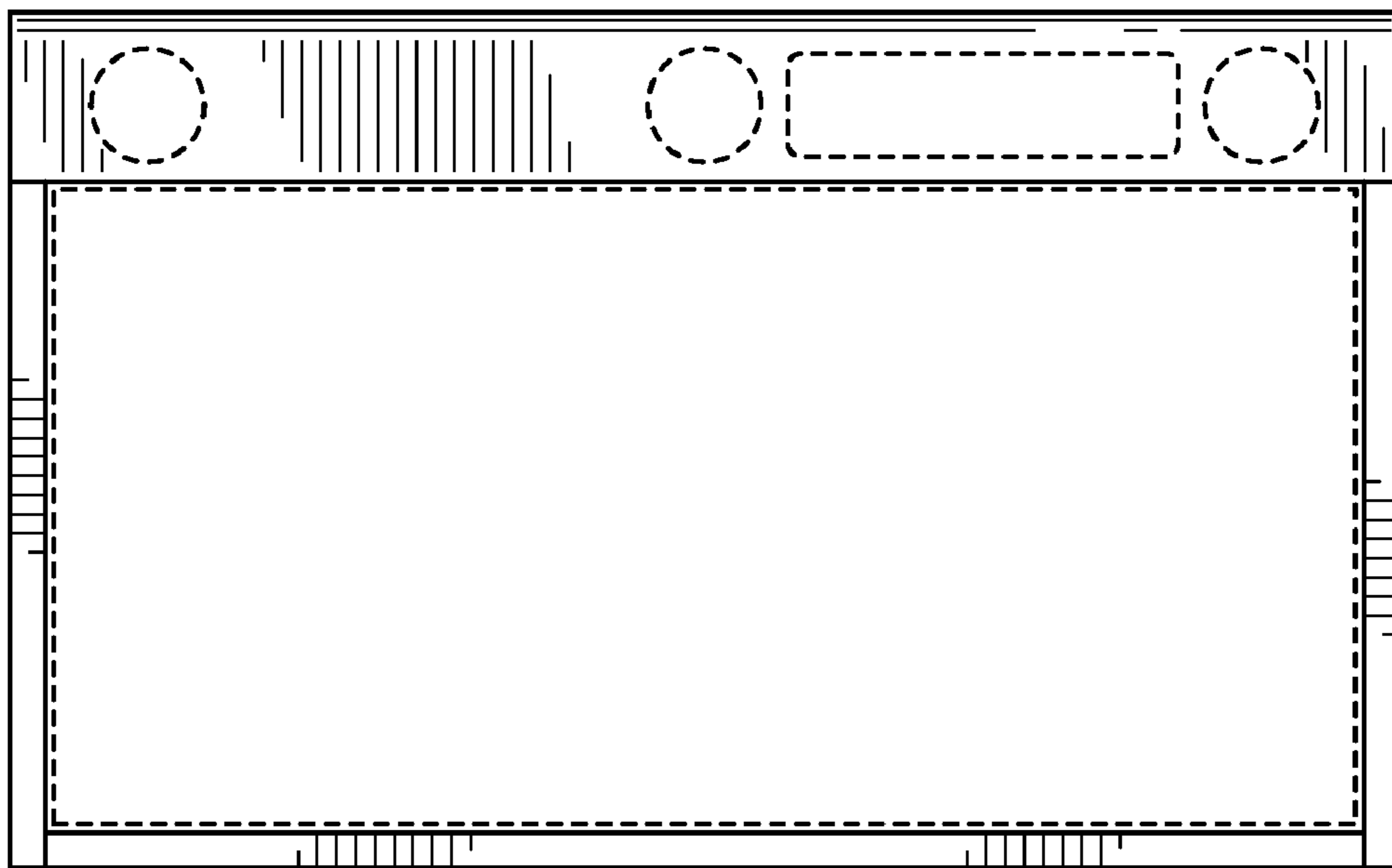


FIG. 6