

US00D571445S

(12) **United States Design Patent**
Vandenbelt

(10) **Patent No.:** **US D571,445 S**

(45) **Date of Patent:** **** *Jun. 17, 2008**

(54) **ROOM AIR CLEANER**

(75) Inventor: **Rudy A. Vandenbelt**, Ottawa (CA)

(73) Assignee: **Headwaters R & D, Inc.**, Ottawa (CA)

(*) Notice: This patent is subject to a terminal disclaimer.

(**) Term: **14 Years**

(21) Appl. No.: **29/249,540**

(22) Filed: **Oct. 11, 2006**

(51) **LOC (8) Cl.** **23-04**

(52) **U.S. Cl.** **D23/364**

(58) **Field of Classification Search** D23/364,
D23/355, 356, 359, 360, 362, 352, 366, 369,
D23/332, 333, 335, 336, 342; 422/120, 122;
55/356, 473, 504; 210/497.1; 96/97; D14/188,
D14/170, 172

See application file for complete search history.

(56) **References Cited**

U.S. PATENT DOCUMENTS

D263,334 S *	3/1982	Schimanski	D23/369
D344,580 S *	2/1994	Barrault	D23/364
D491,654 S *	6/2004	Gatchell et al.	D23/364
D495,043 S *	8/2004	Gatchell et al.	D23/364
D499,473 S *	12/2004	Ching	D23/332
D505,998 S *	6/2005	Blateri	D23/335
D510,989 S *	10/2005	Dooley	D23/335
D525,691 S *	7/2006	Russak et al.	D23/364
D526,396 S *	8/2006	Blateri	D23/335

D540,453 S *	4/2007	Wang	D23/356
D542,901 S *	5/2007	Christianson	D23/364
D543,612 S *	5/2007	Fok	D23/336
D544,080 S *	6/2007	Carlson	D23/364

* cited by examiner

Primary Examiner—Louis S Zarfes

Assistant Examiner—David G Muller

(74) *Attorney, Agent, or Firm*—Albert Peter Durigon

(57) **CLAIM**

The ornamental design for a room air cleaner, as shown and described.

DESCRIPTION

FIG. 1 is a front isometric view of the novel room air cleaner of the present invention;

FIG. 2 is a top plan view of the room air cleaner of the present invention;

FIG. 3 is a bottom plan view of the room air cleaner of the present invention;

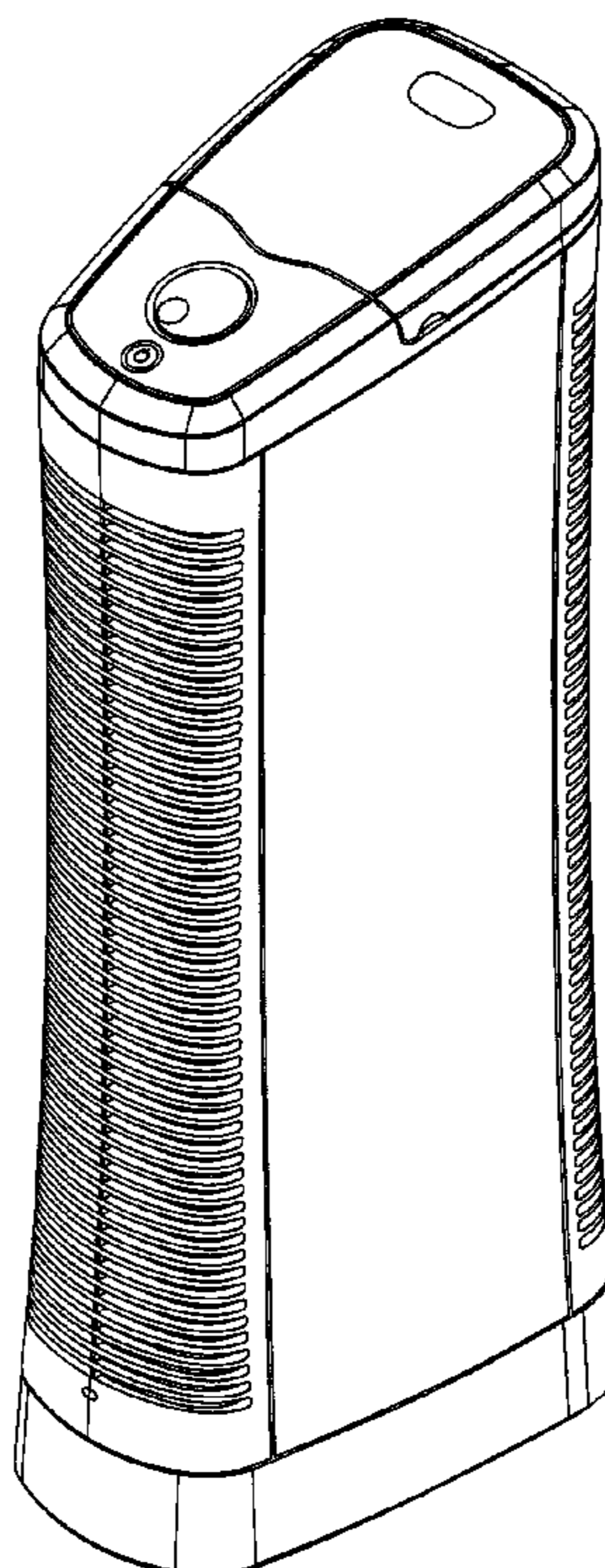
FIG. 4 is a front plan view of the room air cleaner of the present invention;

FIG. 5 is a back plan view of the room air cleaner of the present invention;

FIG. 6 is a left side plan view of the room air cleaner of the present invention; and,

FIG. 7 is a right side plan view of the room air cleaner of the present invention.

1 Claim, 7 Drawing Sheets



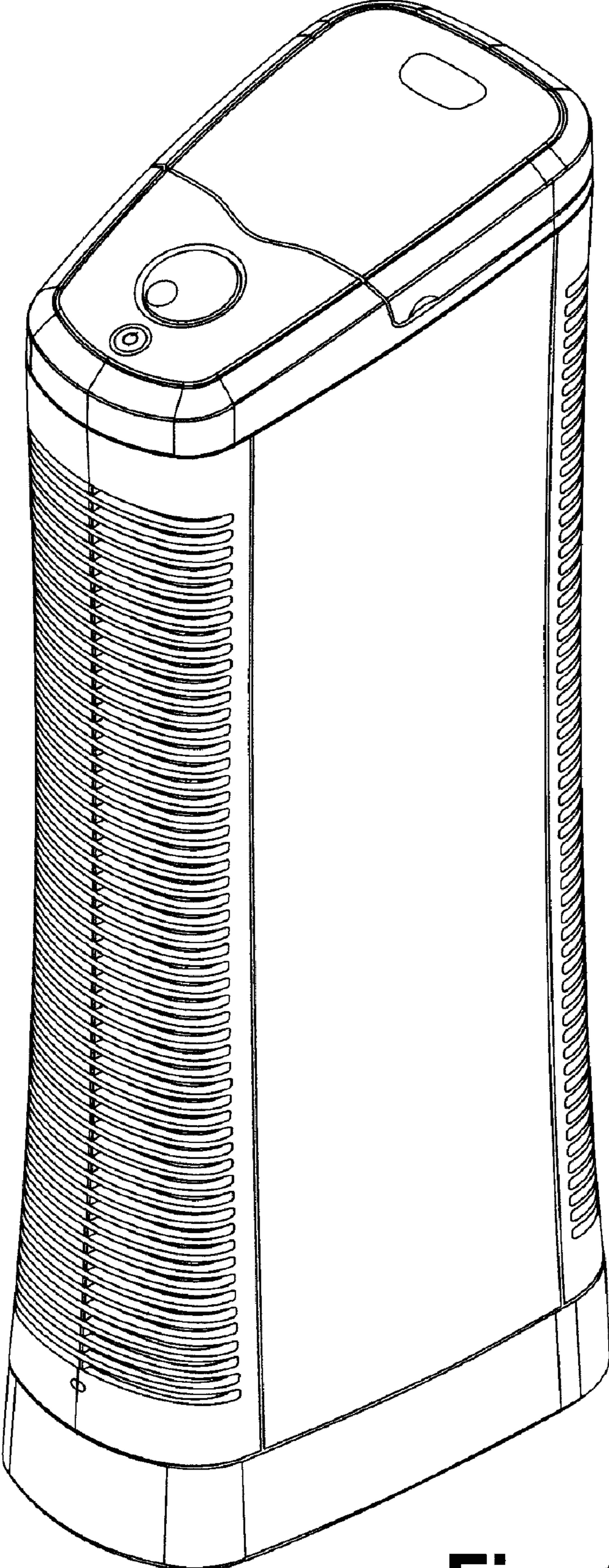


Fig. 1

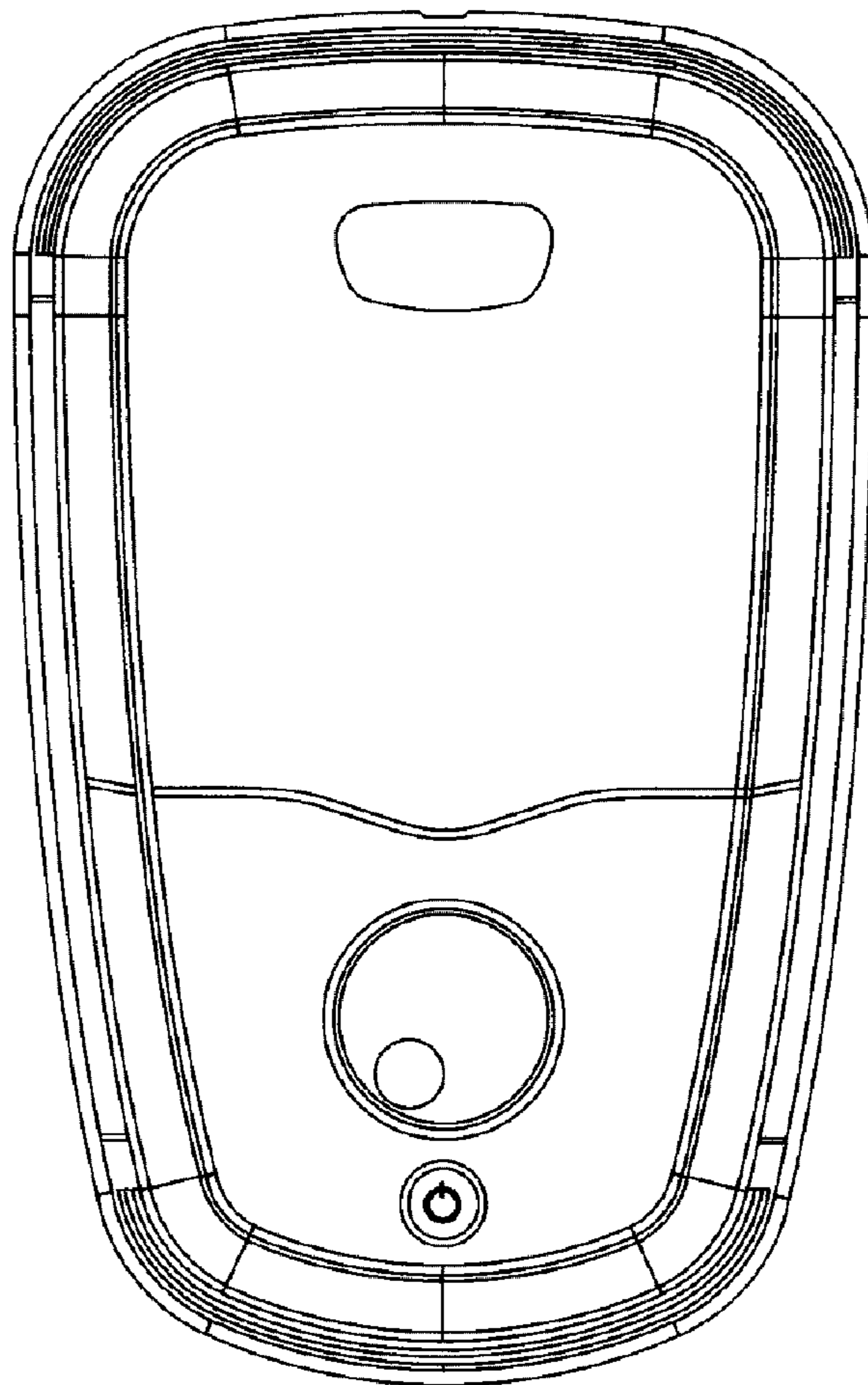


Fig. 2

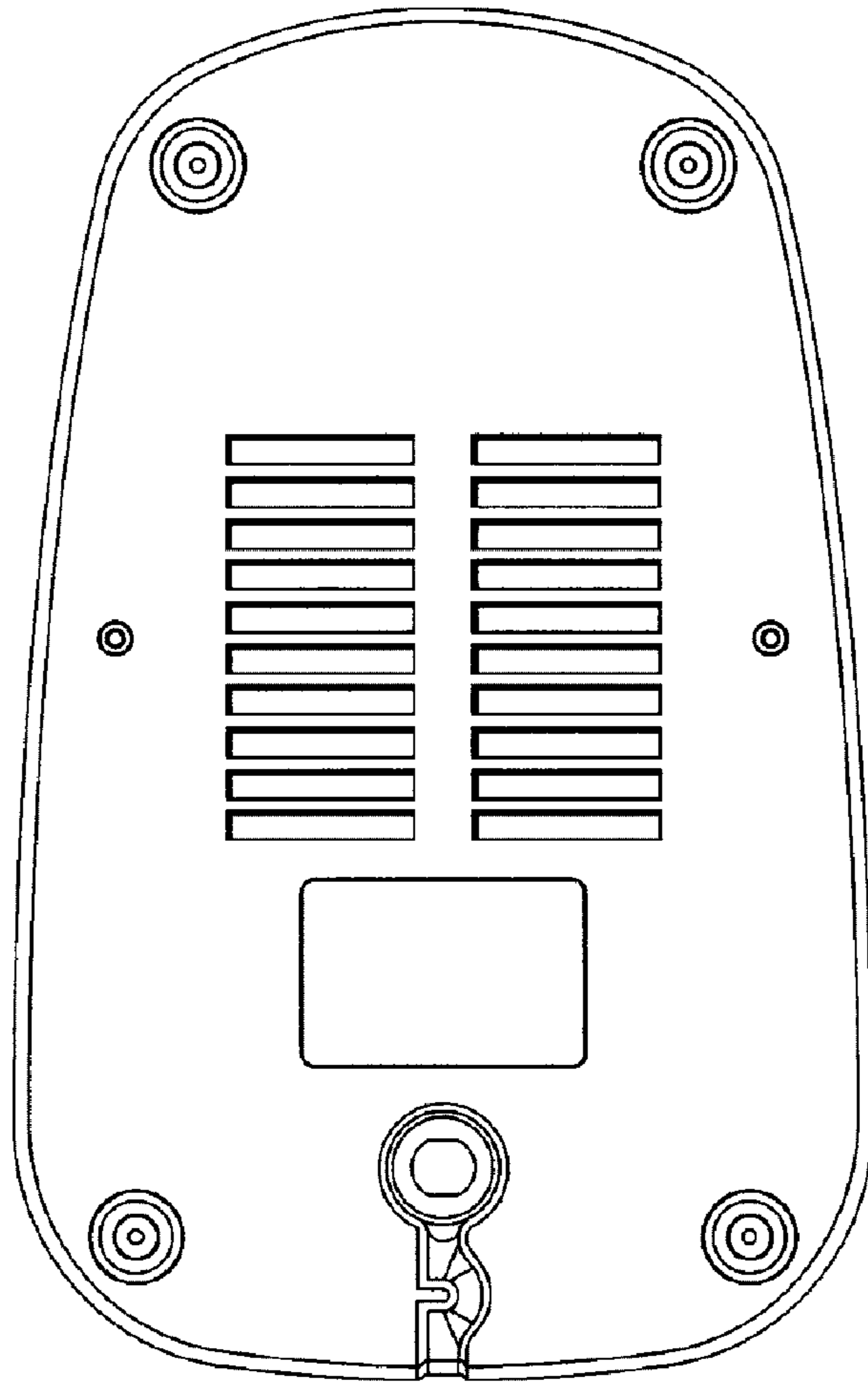


Fig. 3

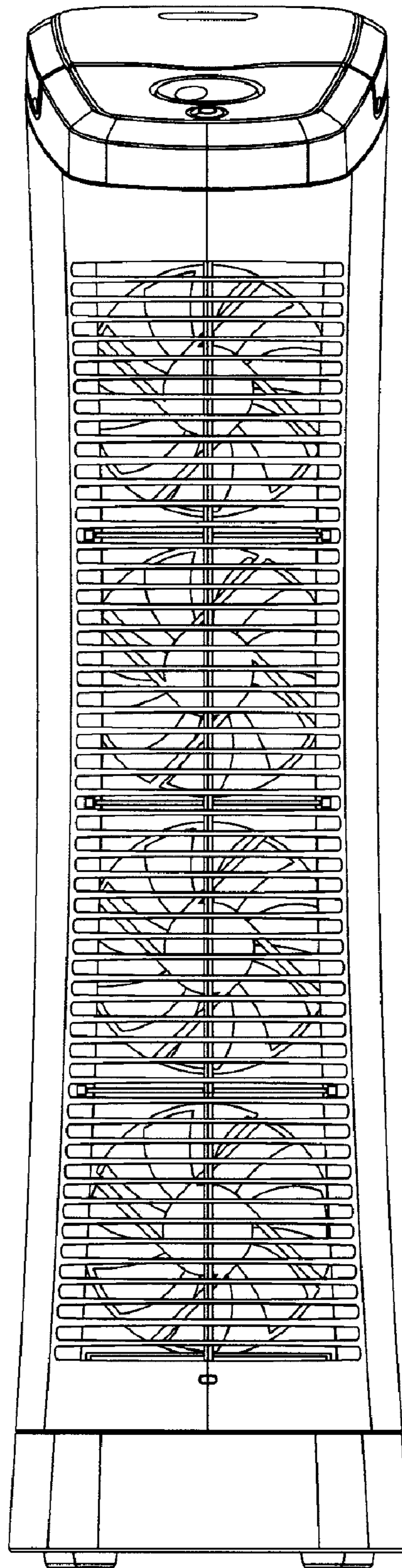


Fig. 4




Fig. 5

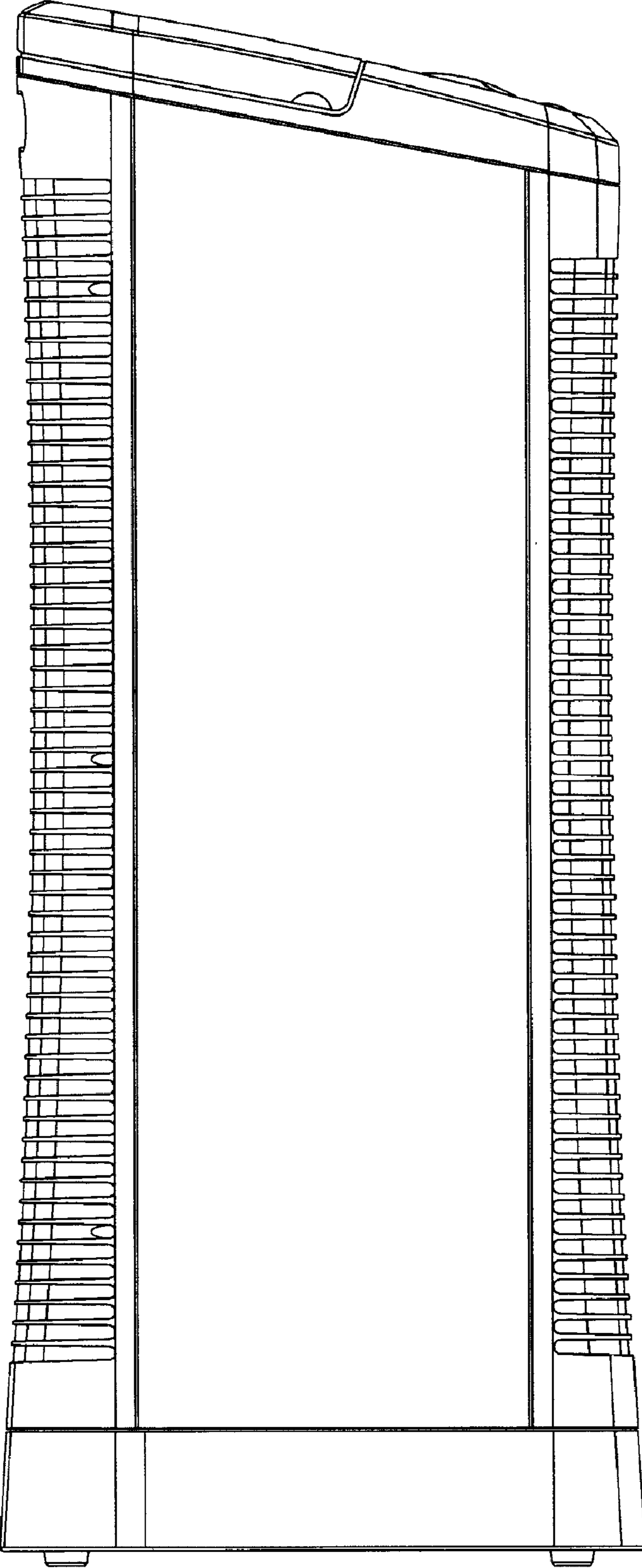


Fig. 6

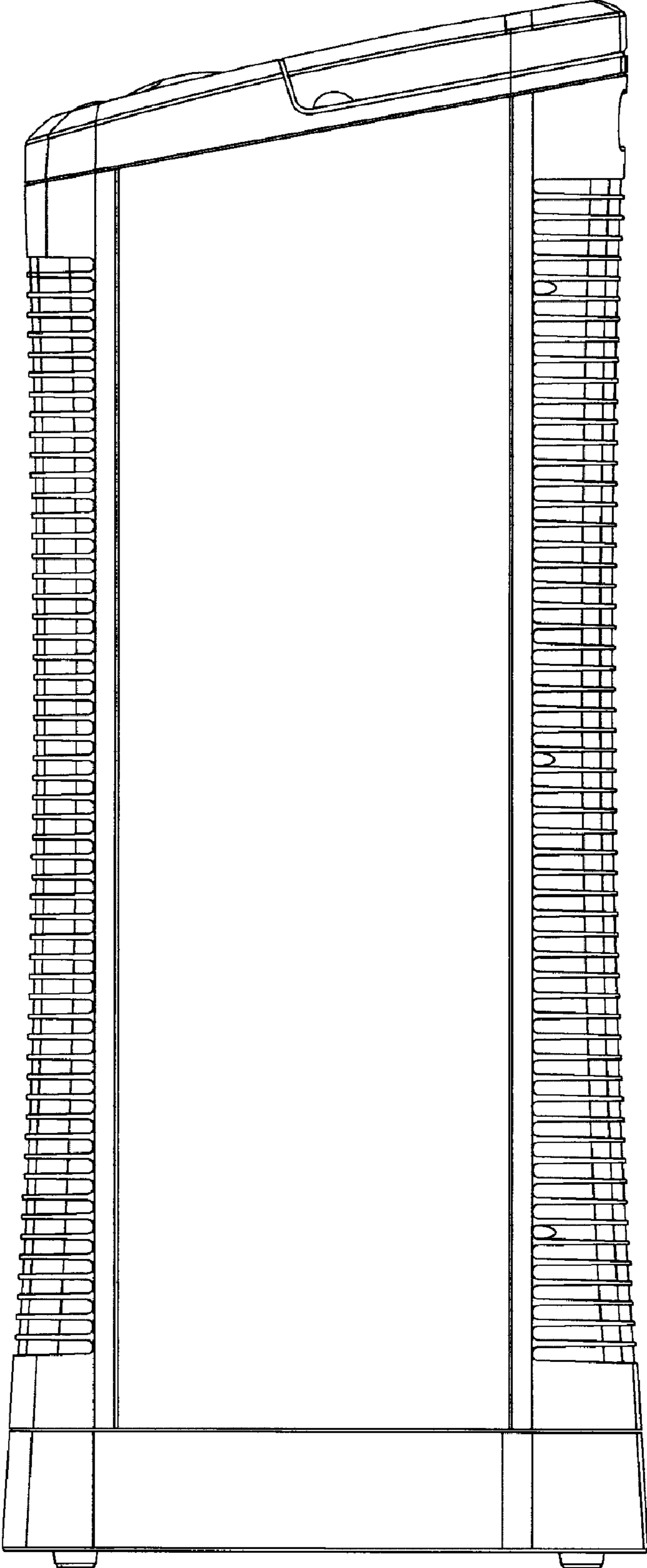


Fig. 7