



US00D571437S

(12) **United States Design Patent**
Kristensen et al.

(10) **Patent No.:** **US D571,437 S**
(45) **Date of Patent:** **** Jun. 17, 2008**

(54) **FLOOR MOUNTED MIXER**

(75) Inventors: **Mogens Kristensen**, Horsens (DK);
Torben Madsen, Horsens (DK)

(73) Assignee: **Vola A/S**, Horsens (DK)

(**) Term: **14 Years**

(21) Appl. No.: **29/287,167**

(22) Filed: **Jul. 5, 2007**

(30) **Foreign Application Priority Data**

Feb. 8, 2007 (EM) 000666193

(51) **LOC (8) Cl.** **23-01**

(52) **U.S. Cl.** **D23/242**

(58) **Field of Classification Search** D23/238-250,
D23/252-255, 257; 4/671-678; 137/801,
137/615; D7/398

See application file for complete search history.

(56) **References Cited**

U.S. PATENT DOCUMENTS

- D251,794 S * 5/1979 Smith D23/238
- D351,529 S * 10/1994 Scott, Jr. D7/398
- D420,726 S * 2/2000 Slothower et al. D23/257
- D461,529 S * 8/2002 Gottwald D23/242
- D475,437 S * 6/2003 Dimitriadis et al. D23/242
- D492,980 S * 7/2004 Citterio D23/238
- D510,125 S * 9/2005 Messier et al. D23/238
- D514,199 S * 1/2006 Starck D23/238

- D516,171 S * 2/2006 Meylan D23/238
- D529,580 S * 10/2006 Shieh D23/238
- D534,620 S * 1/2007 Zhou D23/238
- D534,990 S * 1/2007 Zhou D23/238
- D535,356 S * 1/2007 Kuran et al. D23/238

* cited by examiner

Primary Examiner—Louis S Zarfaz

Assistant Examiner—David G Muller

(74) *Attorney, Agent, or Firm*—Buchanan Ingersoll & Rooney PC

(57) **CLAIM**

The ornamental design for a floor mounted mixer, as shown and described.

DESCRIPTION

FIG. 1 is a front and right side perspective view of a floor mounted mixer showing our new design;

FIG. 2 is a right side elevational view thereof;

FIG. 3 is a left side elevational thereof;

FIG. 4 is a front side elevational view thereof;

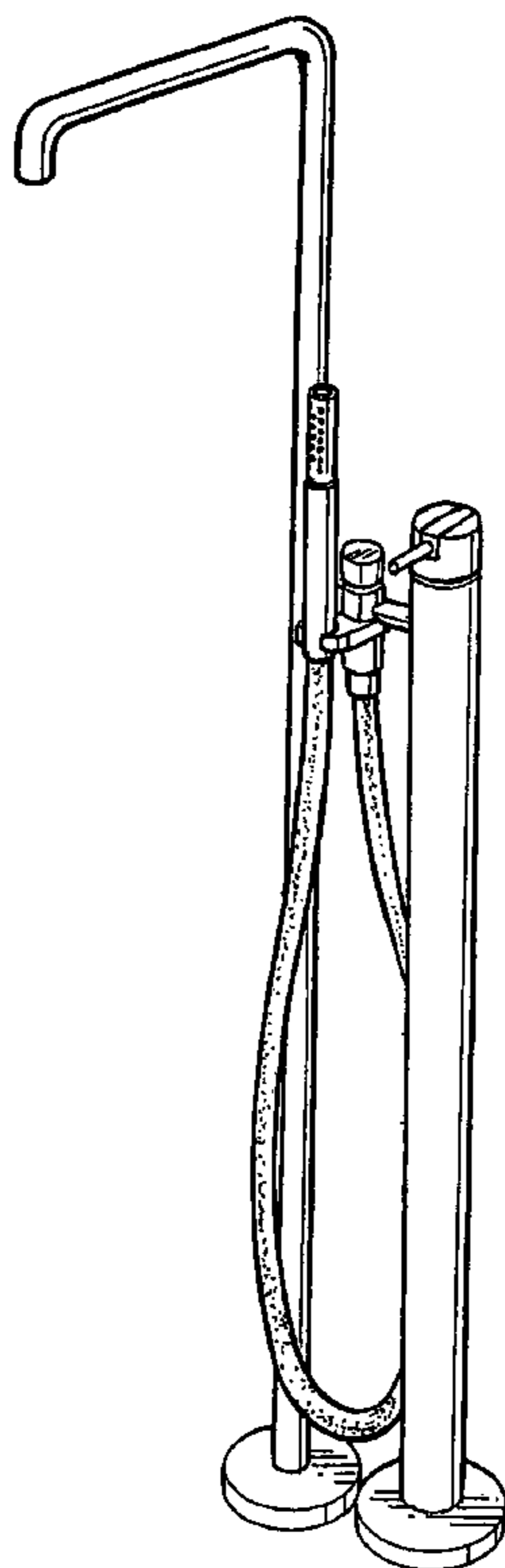
FIG. 5 is a rear side elevational view thereof;

FIG. 6 is a top plan view thereof; and,

FIG. 7 is a bottom plan view thereof.

Where included, broken lines are for illustrative purposes only and form no part of the claimed design.

1 Claim, 4 Drawing Sheets



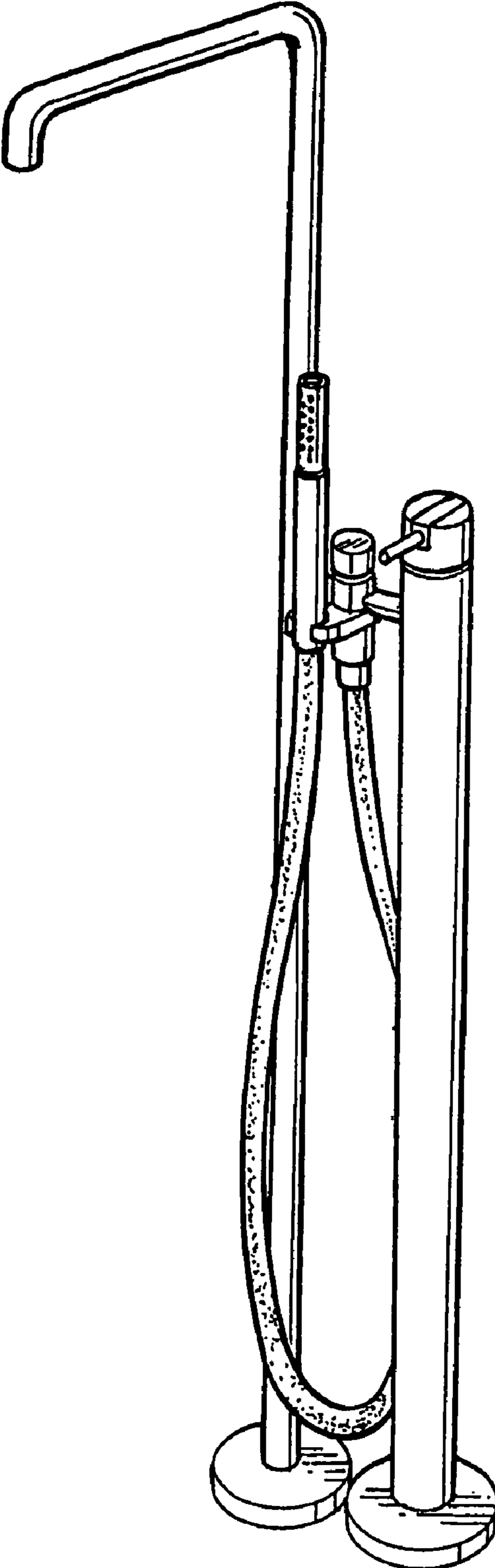


FIG .1

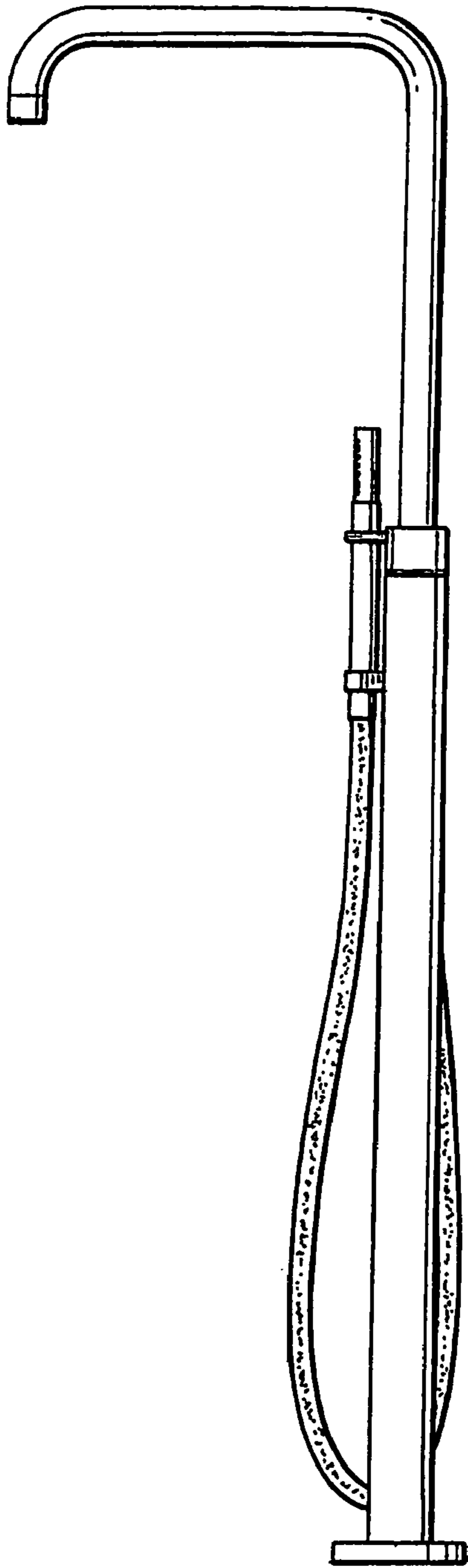


FIG. 2

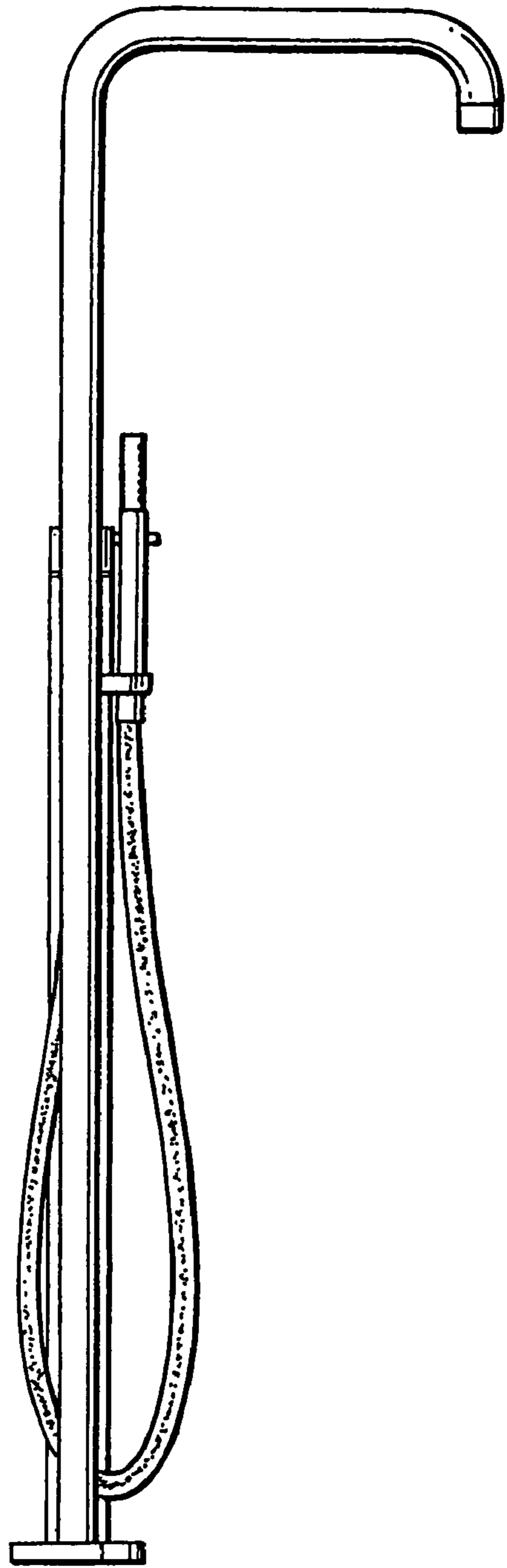


FIG. 3

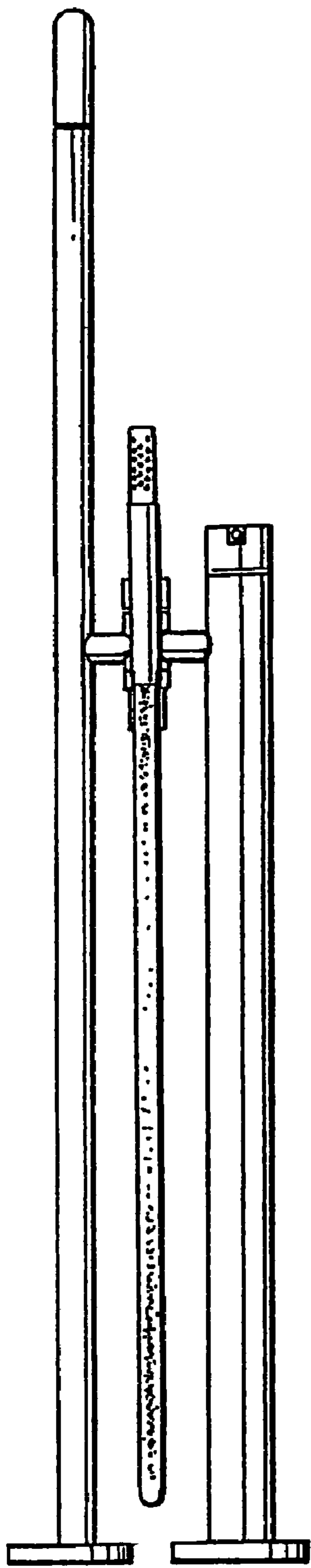


FIG. 4

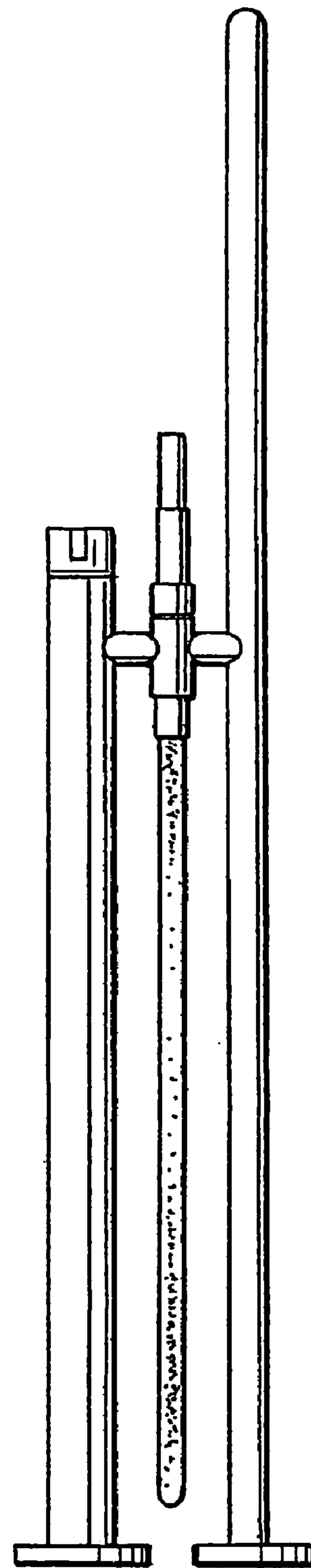


FIG. 5

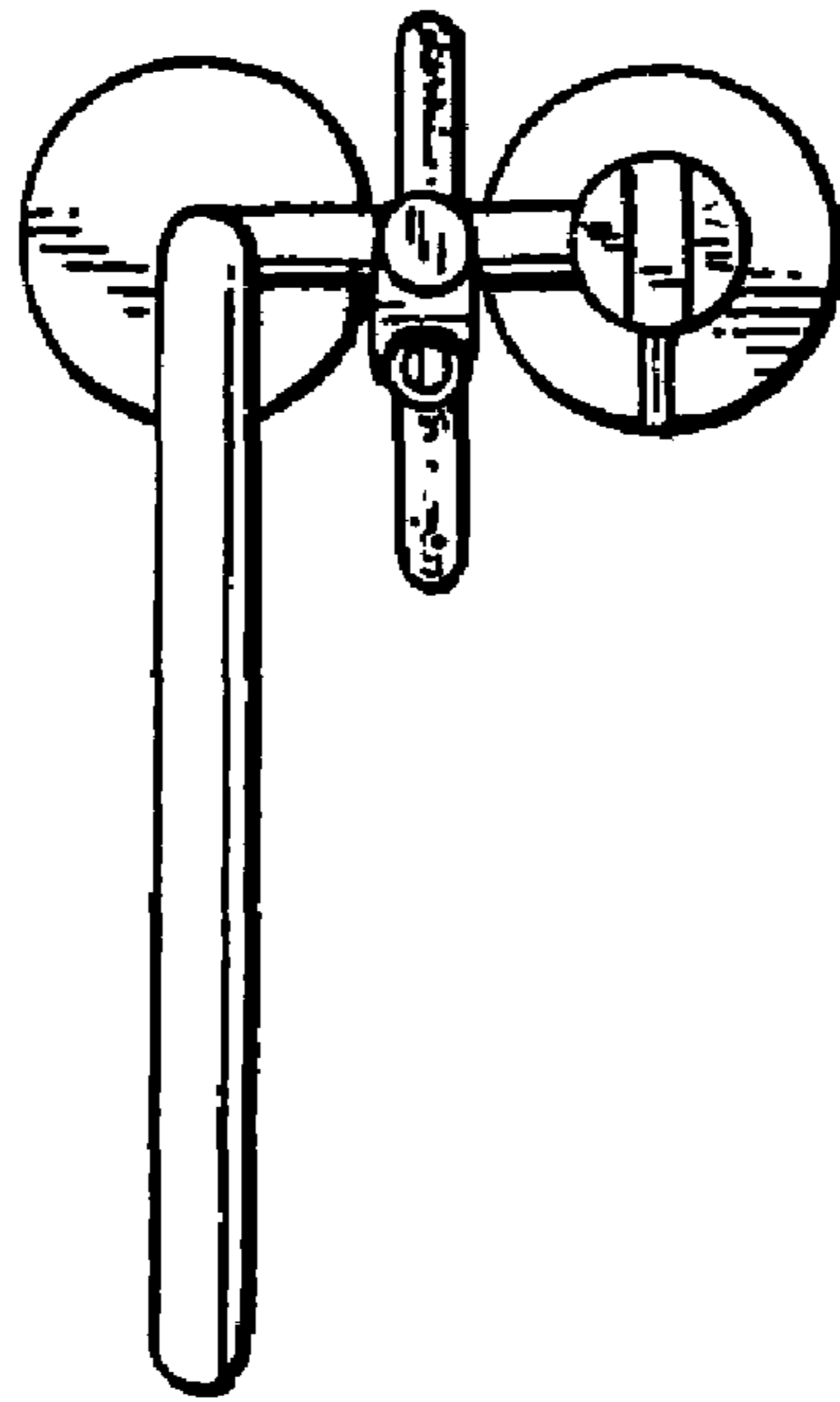


FIG. 6

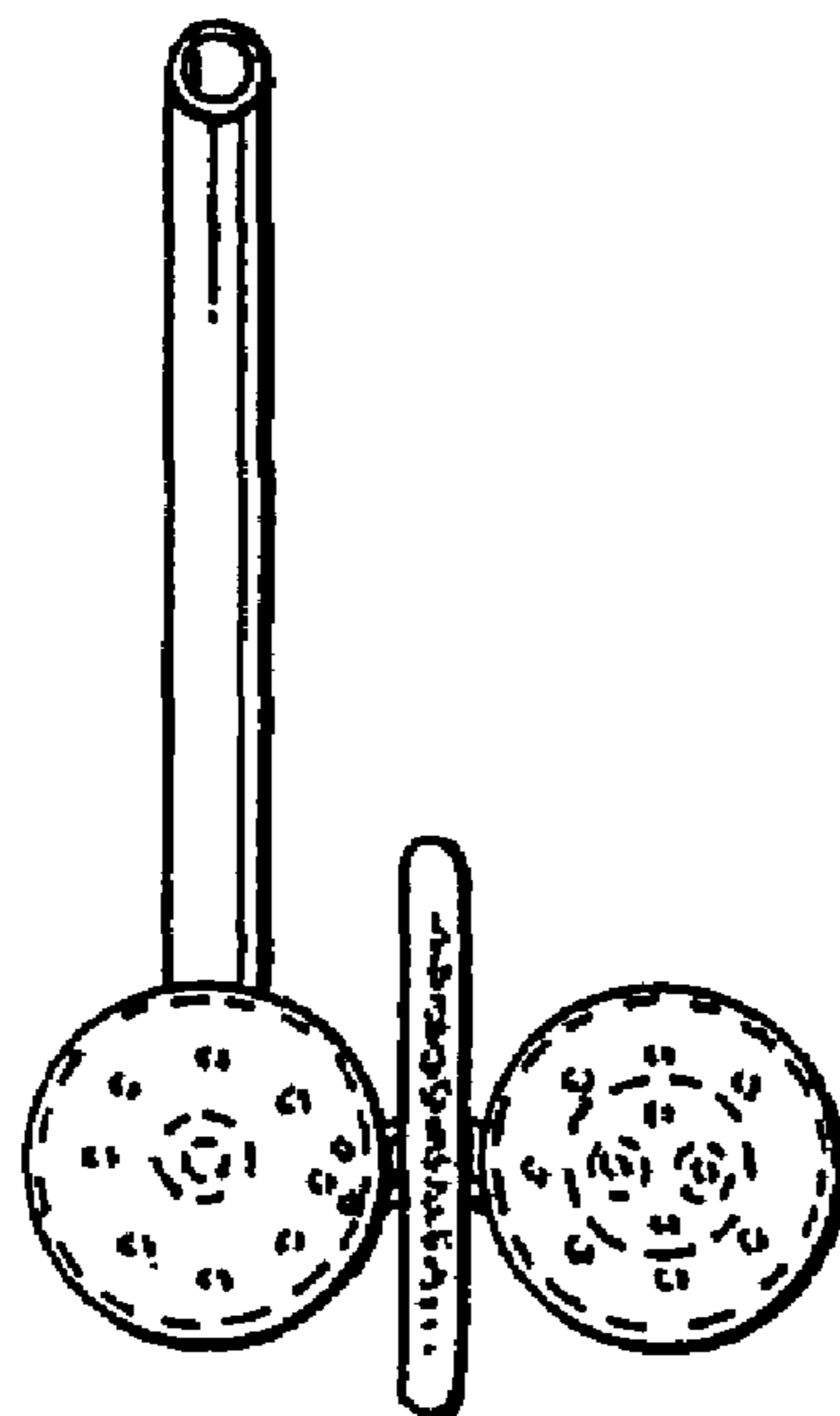


FIG. 7