



US00D571431S

(12) **United States Design Patent**
Lane

(10) **Patent No.:** **US D571,431 S**
(45) **Date of Patent:** **** Jun. 17, 2008**

(54) **FISHING LURE**

(76) Inventor: **Larry M. Lane**, 4485 NW. 18th Ter.,
Oakland Park, FL (US) 33309-4558

(**) Term: **14 Years**

(21) Appl. No.: **29/282,896**

(22) Filed: **Jul. 31, 2007**

Related U.S. Application Data

(63) Continuation of application No. 11/167,522, filed on
Jun. 27, 2005, now abandoned.

(51) **LOC (8) Cl.** **22-05**

(52) **U.S. Cl.** **D22/131**

(58) **Field of Classification Search** D22/126-133;
43/42.28, 42.35, 42.45, 42.39, 42.47, 42.46,
43/42.48

See application file for complete search history.

(56) **References Cited**

U.S. PATENT DOCUMENTS

1,538,909 A 5/1925 Shannon
3,218,750 A * 11/1965 Lewin 43/42.28
4,907,364 A 3/1990 Hedman
6,266,916 B1 7/2001 Dugan

D470,564 S * 2/2003 Schlueter D22/131
6,662,487 B2 12/2003 Perrone, Jr.
6,860,058 B2 3/2005 Ito
6,892,489 B1 5/2005 Leuf
D522,607 S * 6/2006 King D22/133

FOREIGN PATENT DOCUMENTS

EP 1523886 4/2005
FR 2672773 8/1992
JP H09-191795 7/1997

* cited by examiner

Primary Examiner—Catherine R Oliver

(74) *Attorney, Agent, or Firm*—Margaret Polson; Patent
Law Offices of Rick Martin, PC

(57) **CLAIM**

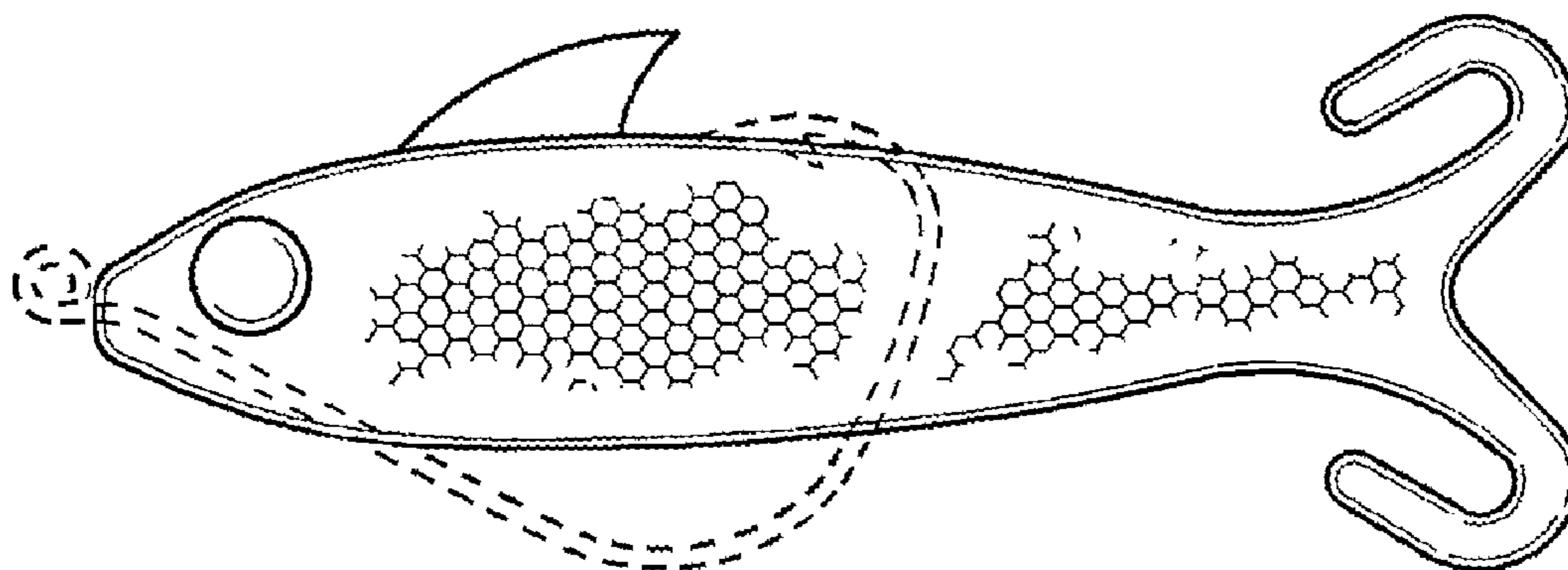
The ornamental design for a fishing lure, as shown and
described.

DESCRIPTION

FIG. 1 is elevation view of the right and left sides, which are
mirror images, of my new design for a fishing lure, the hook
shown in dotted lines which is for illustrative purposes only
and is not part of the claimed design; and,

FIG. 2 is a top plan view of FIG. 1.

1 Claim, 1 Drawing Sheet



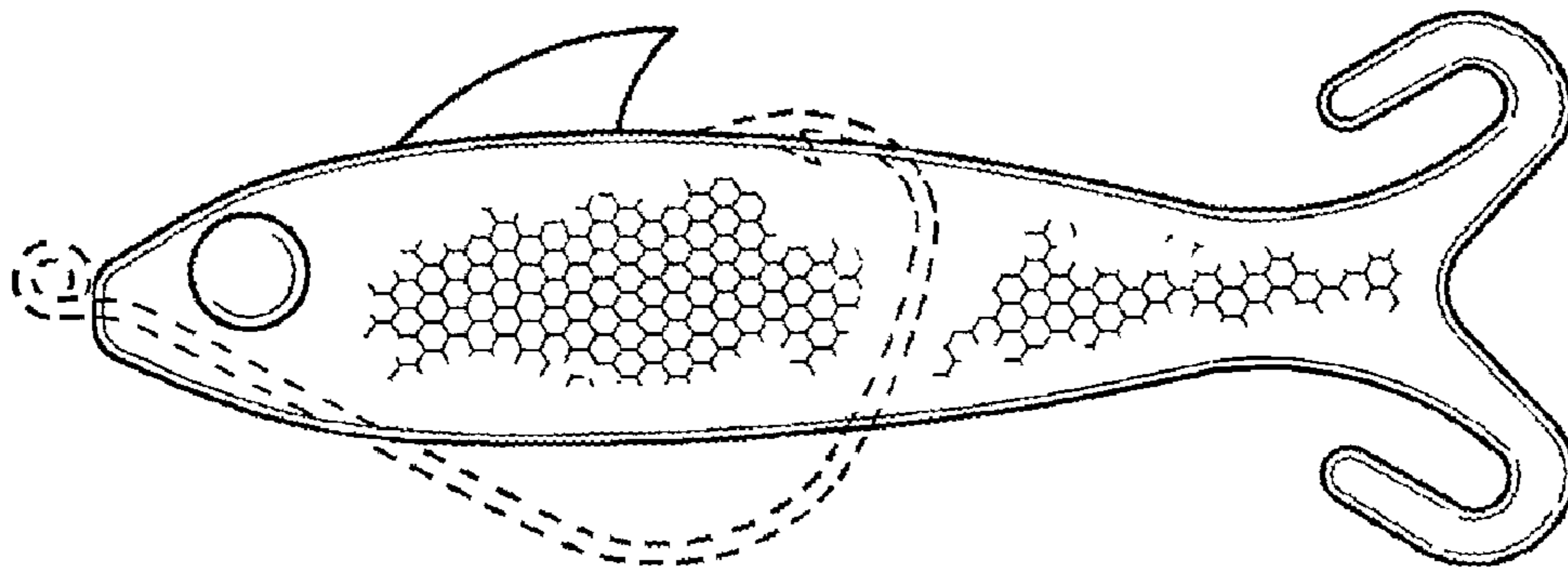


FIG. 1

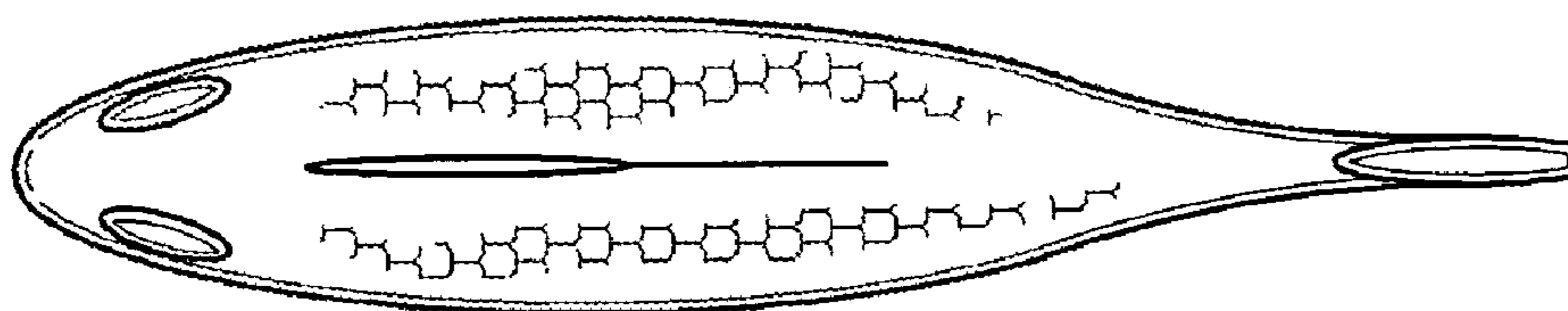


FIG. 2