



US00D571427S

(12) **United States Design Patent**
Schweigert et al.

(10) **Patent No.:** **US D571,427 S**
(45) **Date of Patent:** **** Jun. 17, 2008**

(54) **BADGE FOR A GOLF CLUB HEAD**

(75) Inventors: **Bradley D. Schweigert**, Anthem, AZ
(US); **Xiaojian Chen**, Phoenix, AZ (US)

(73) Assignee: **Karsten Manufacturing Corporation**,
Phoenix, AZ (US)

(**) Term: **14 Years**

(21) Appl. No.: **29/282,451**

(22) Filed: **Jul. 20, 2007**

(51) **LOC (8) Cl.** **21-02**

(52) **U.S. Cl.** **D21/759**

(58) **Field of Classification Search** D21/747-751,
D21/753, 759; D20/28; 473/324-331, 350
See application file for complete search history.

(56) **References Cited**

U.S. PATENT DOCUMENTS

D360,445 S *	7/1995	Schmidt et al.	D21/748
D371,589 S *	7/1996	Fortini	D21/752
D372,286 S *	7/1996	Fortini	D21/753
D402,326 S *	12/1998	Moore	D21/759
D406,869 S *	3/1999	Rollinson et al.	D21/753
D410,719 S *	6/1999	Rollinson et al.	D21/753
D438,277 S *	2/2001	Hasebe	D21/759
D482,092 S *	11/2003	Imamoto	D21/759
D515,160 S *	2/2006	Smith et al.	D21/759
D526,374 S *	8/2006	Kawami	D21/759
D530,383 S *	10/2006	Evans et al.	D21/752
D537,496 S *	2/2007	Serrano et al.	D21/752

D539,371 S *	3/2007	Chen et al.	D21/752
D557,362 S *	12/2007	Serrano et al.	D21/752
D558,287 S *	12/2007	Jertson et al.	D21/752
D562,422 S *	2/2008	Roberts et al.	D21/759
D563,498 S *	3/2008	Jertson et al.	D21/752

OTHER PUBLICATIONS

Ping: G5 Irons, announced 2005 [online], [retrieved on Jul. 16, 2007].
Retrieved from the Internet <URL: http://www.pinggolf.com/irons_g5.html>.

Ping: i5 Irons, announced 2005 [online], [retrieved on Jul. 16, 2007].
Retrieved from the Internet <URL: http://www.pinggolf.com/irons_i5.html>.

* cited by examiner

Primary Examiner—Mitchell I Siegel

(57) **CLAIM**

The ornamental design for a badge for a golf club head, as shown and described.

DESCRIPTION

FIG. 1 is a top perspective view of a badge for a golf club head;

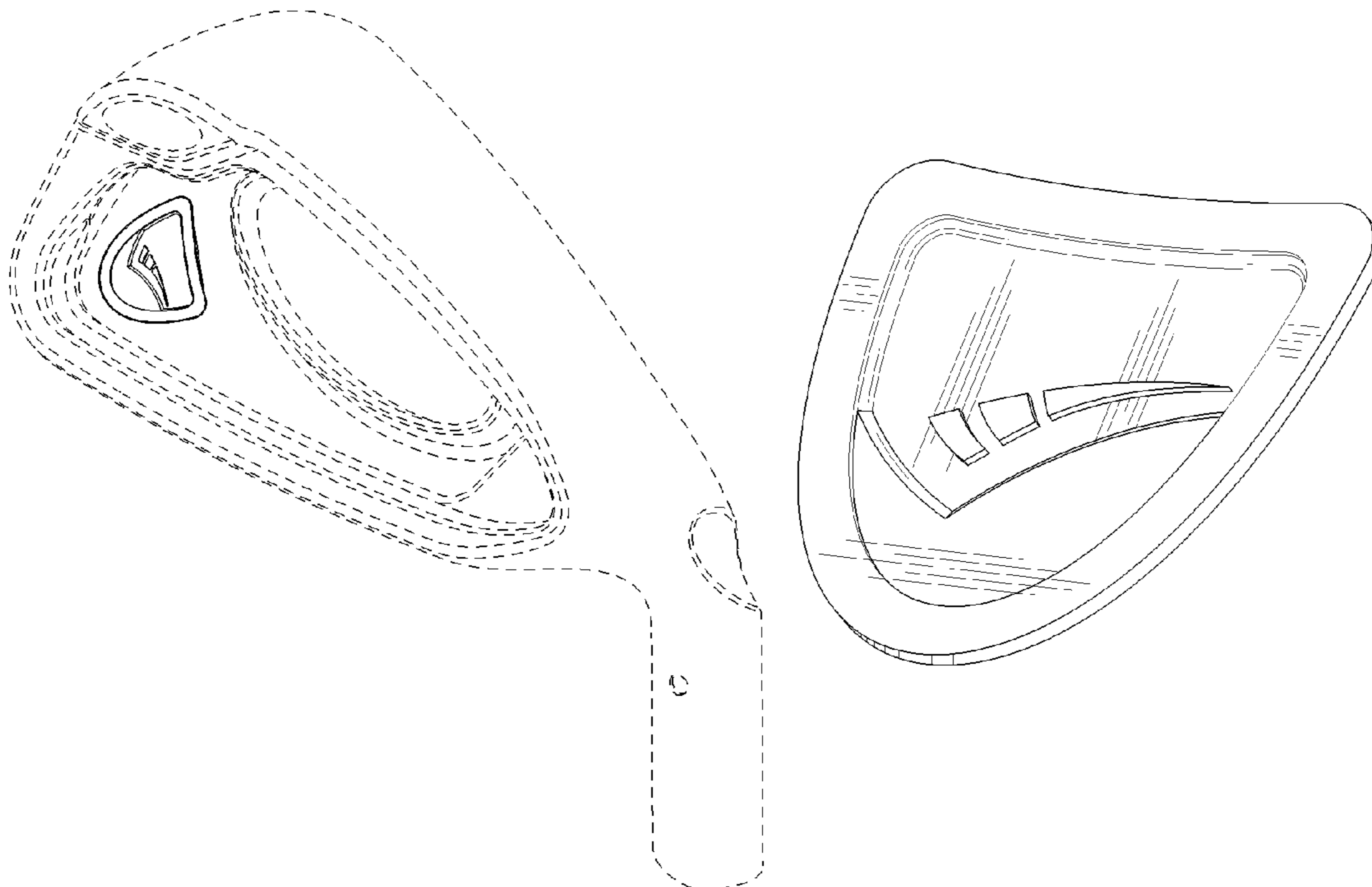
FIG. 2 is a front elevational view of the badge of FIG. 1;

FIG. 3 is an enlarged front view of the badge of FIG. 1 shown for clarity of illustration; and,

FIG. 4 is a top perspective view of the badge of FIG. 3.

The broken lines shown in FIGS. 1 and 2 are for illustrative purposes only and form no part of the claimed design.

1 Claim, 2 Drawing Sheets



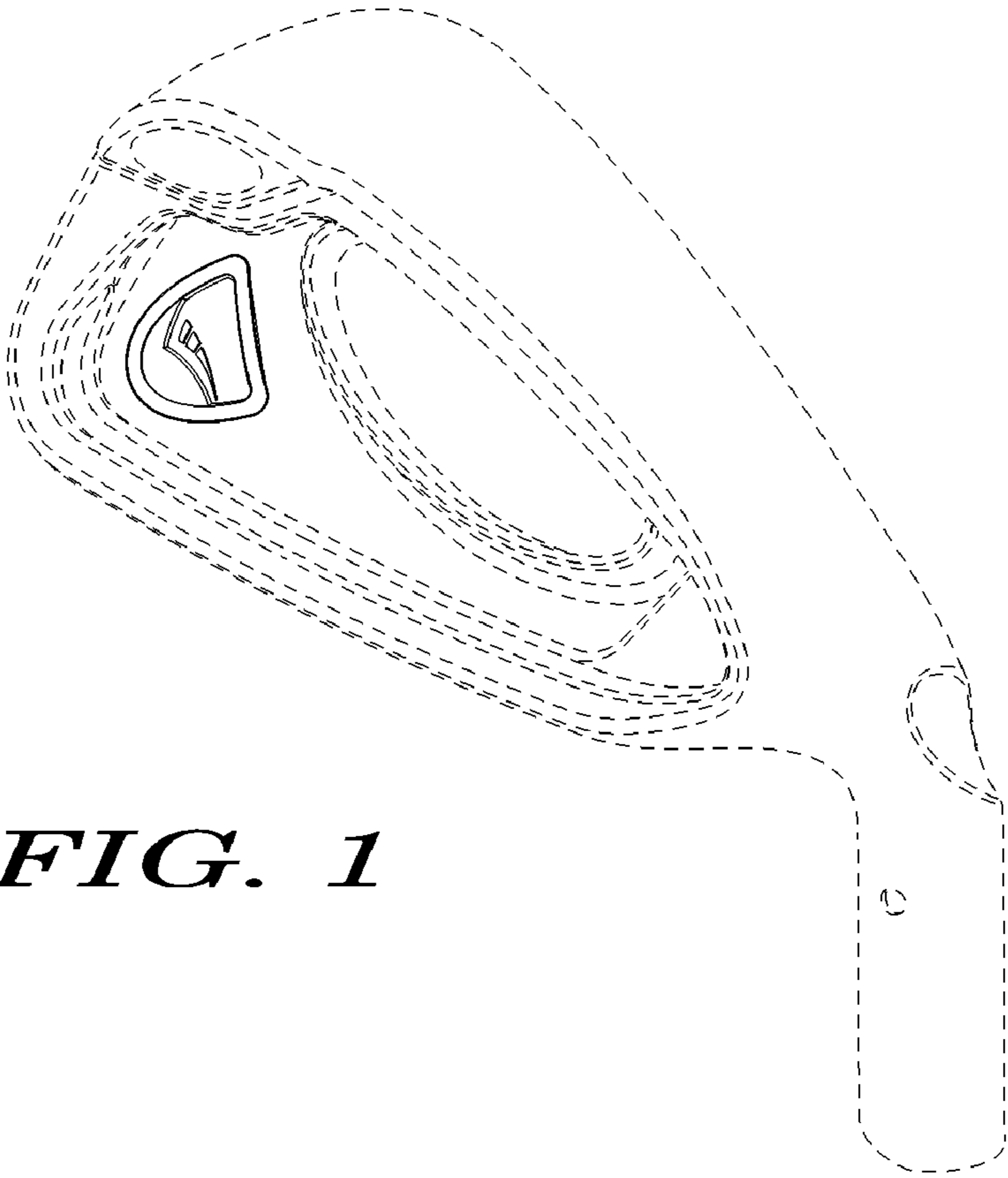


FIG. 1

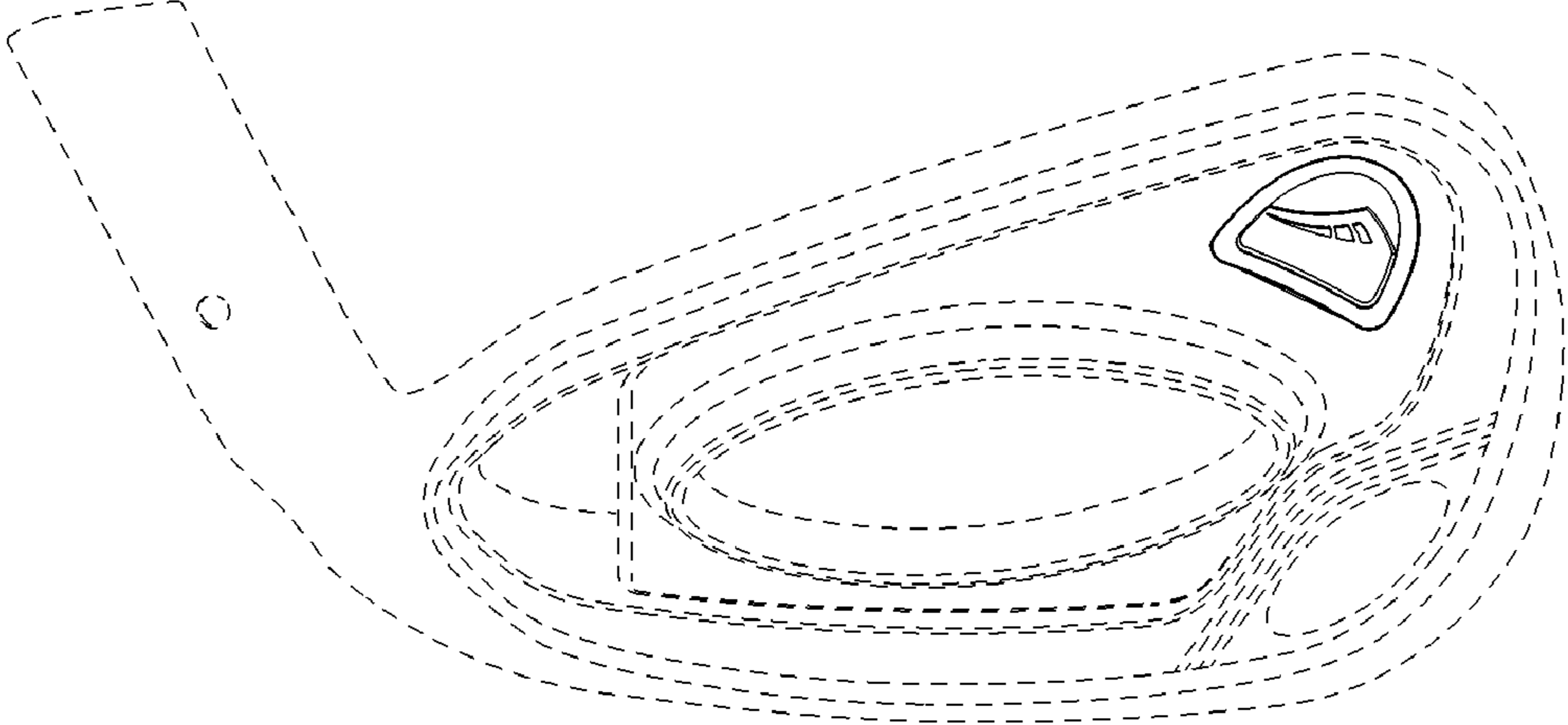


FIG. 2

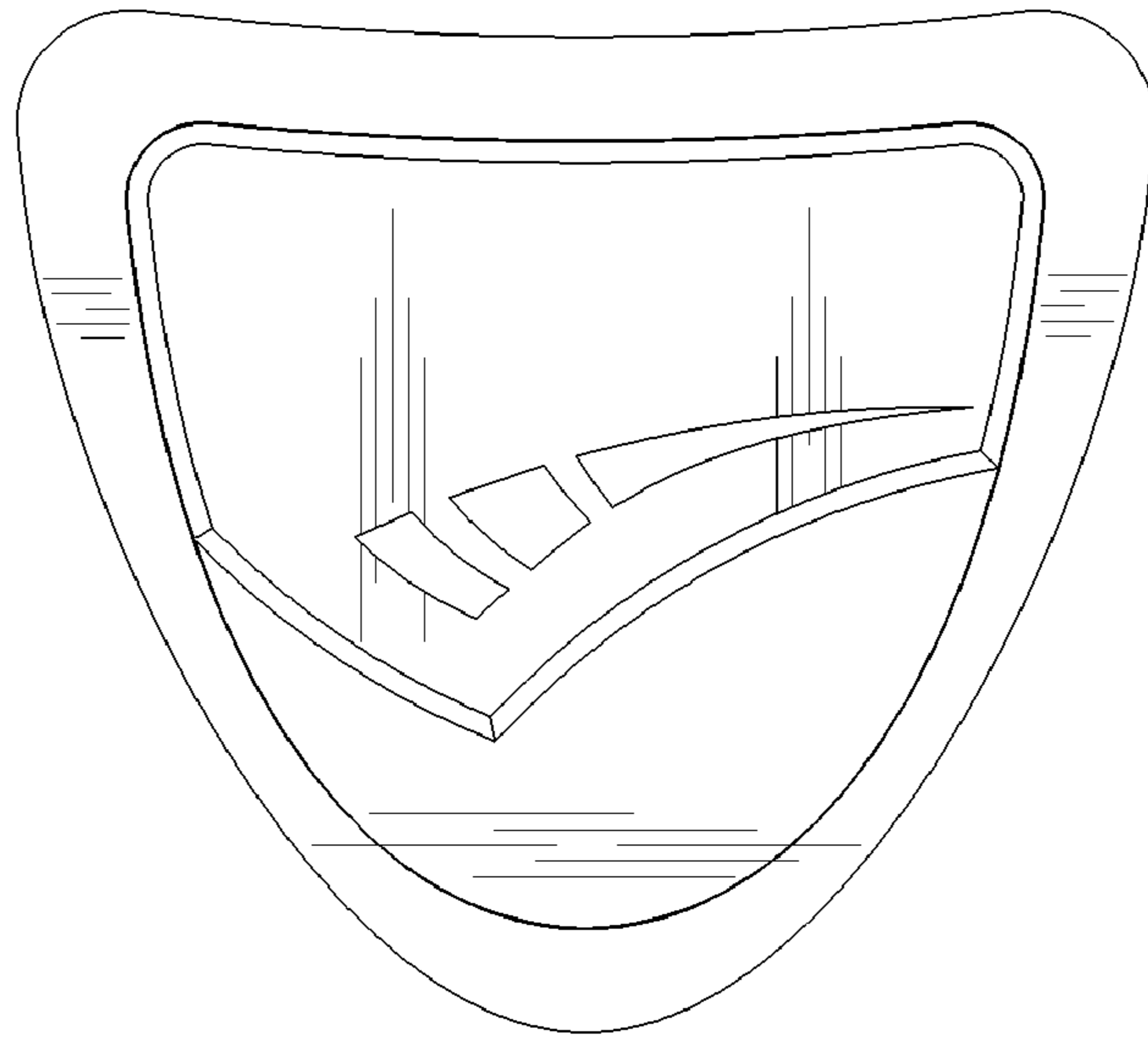


FIG. 3

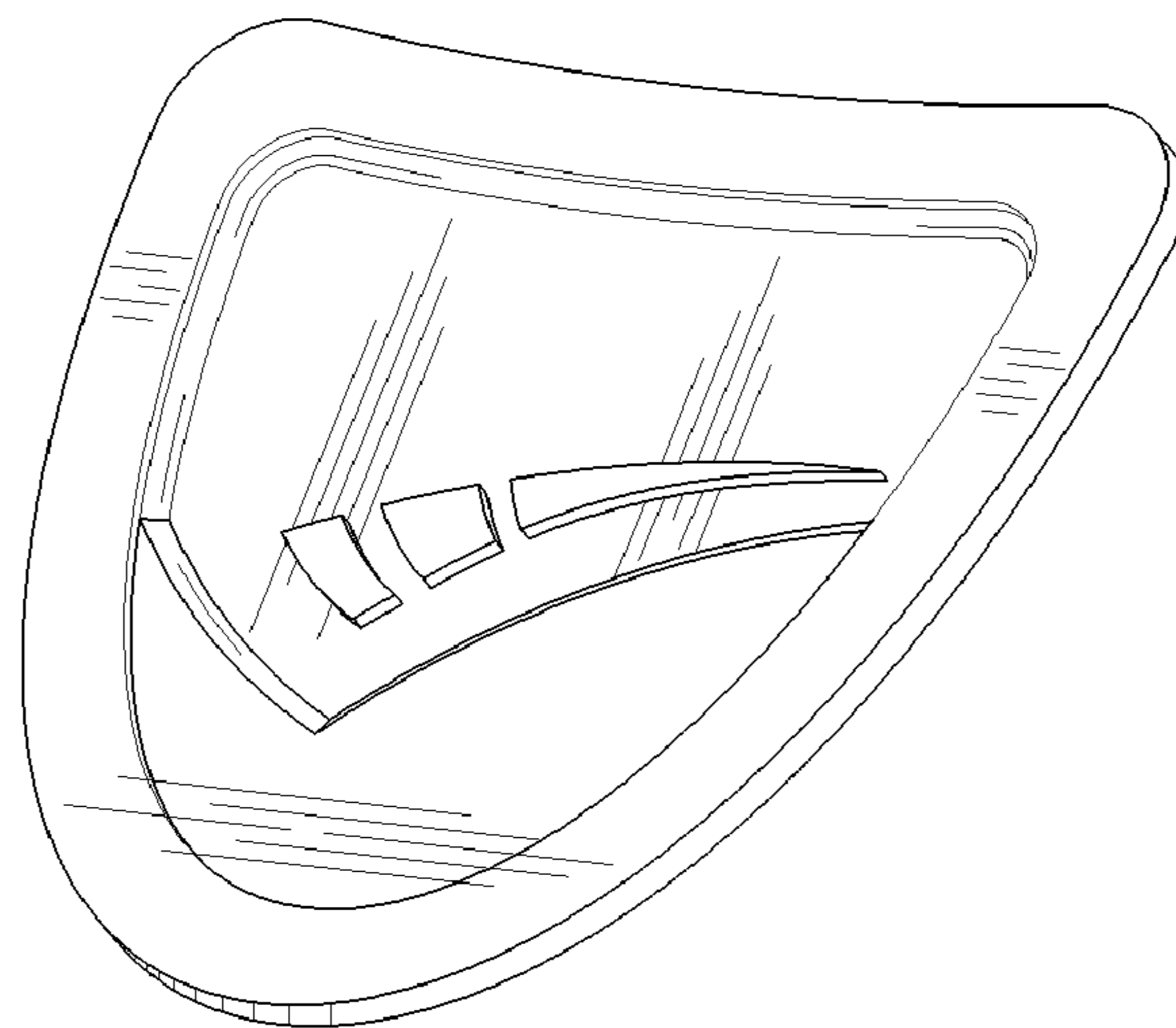


FIG. 4