



US00D571415S

(12) **United States Design Patent**  
**Jones**

(10) **Patent No.:** **US D571,415 S**  
(45) **Date of Patent:** **\*\* Jun. 17, 2008**

(54) **BOLT FOR A PAINTBALL GUN**

(75) Inventor: **Danial Jones**, Ligonier, PA (US)

(73) Assignee: **Smart Parts, Inc.**, Latrobe, PA (US)

(\*\*) Term: **14 Years**

(21) Appl. No.: **29/275,896**

(22) Filed: **Jan. 9, 2007**

**Related U.S. Application Data**

(63) Continuation of application No. 11/056,938, filed on Feb. 11, 2005.

(51) **LOC (8) Cl.** ..... **21-01**

(52) **U.S. Cl.** ..... **D21/573**

(58) **Field of Classification Search** ..... D21/567,  
D21/570, 572, 573, 574, 575; D22/100,  
D22/101, 103, 108, 109; 124/25, 41.1, 45,  
124/49, 51.1, 55, 56, 69, 70-74, 76, 79; 42/15,  
42/16, 69.02, 69.03, 142; 89/1.42  
See application file for complete search history.

(56) **References Cited**

**U.S. PATENT DOCUMENTS**

5,542,406 A \* 8/1996 Oneto ..... 124/73

6,142,136 A \* 11/2000 Velasco ..... 124/71  
6,349,711 B1 \* 2/2002 Perry et al. .... 124/73  
6,439,217 B1 \* 8/2002 Shih ..... 124/77  
6,532,949 B1 \* 3/2003 McKendrick ..... 124/77  
6,553,983 B1 \* 4/2003 Li ..... 124/73  
D478,146 S \* 8/2003 Wygant ..... D22/108

\* cited by examiner

*Primary Examiner*—Holly H. Baynham

*Assistant Examiner*—Cynthia M Chin

(74) *Attorney, Agent, or Firm*—Simple IP Law, P.C.

(57) **CLAIM**

The ornamental design for a bolt for a paintball gun, as shown and described.

**DESCRIPTION**

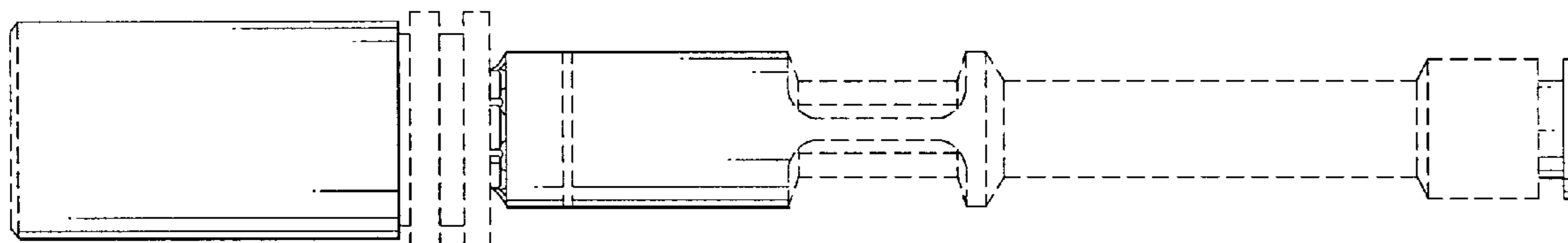
FIG. 1 is a side view of a bolt for a paintball gun;

FIG. 2 is a front view of a bolt for a paintball gun; and,

FIG. 3 is a rear view of a bolt for a paintball gun;

The broken lines are for illustrative purposes only and form no part of the claimed design.

**1 Claim, 1 Drawing Sheet**



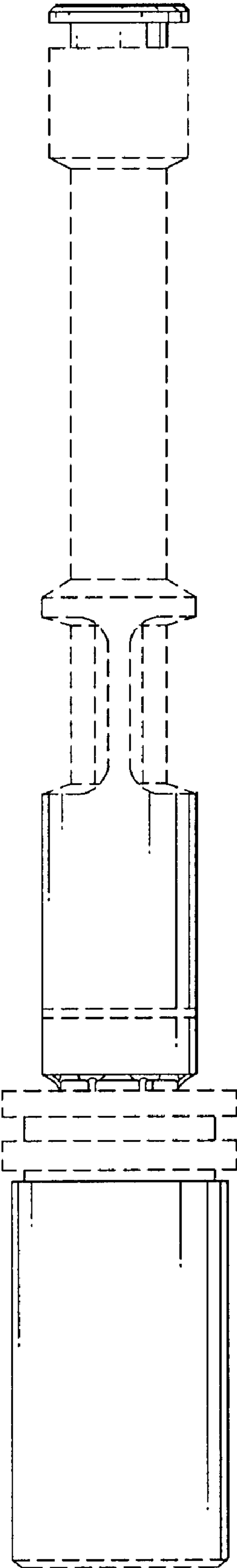


FIG. 1

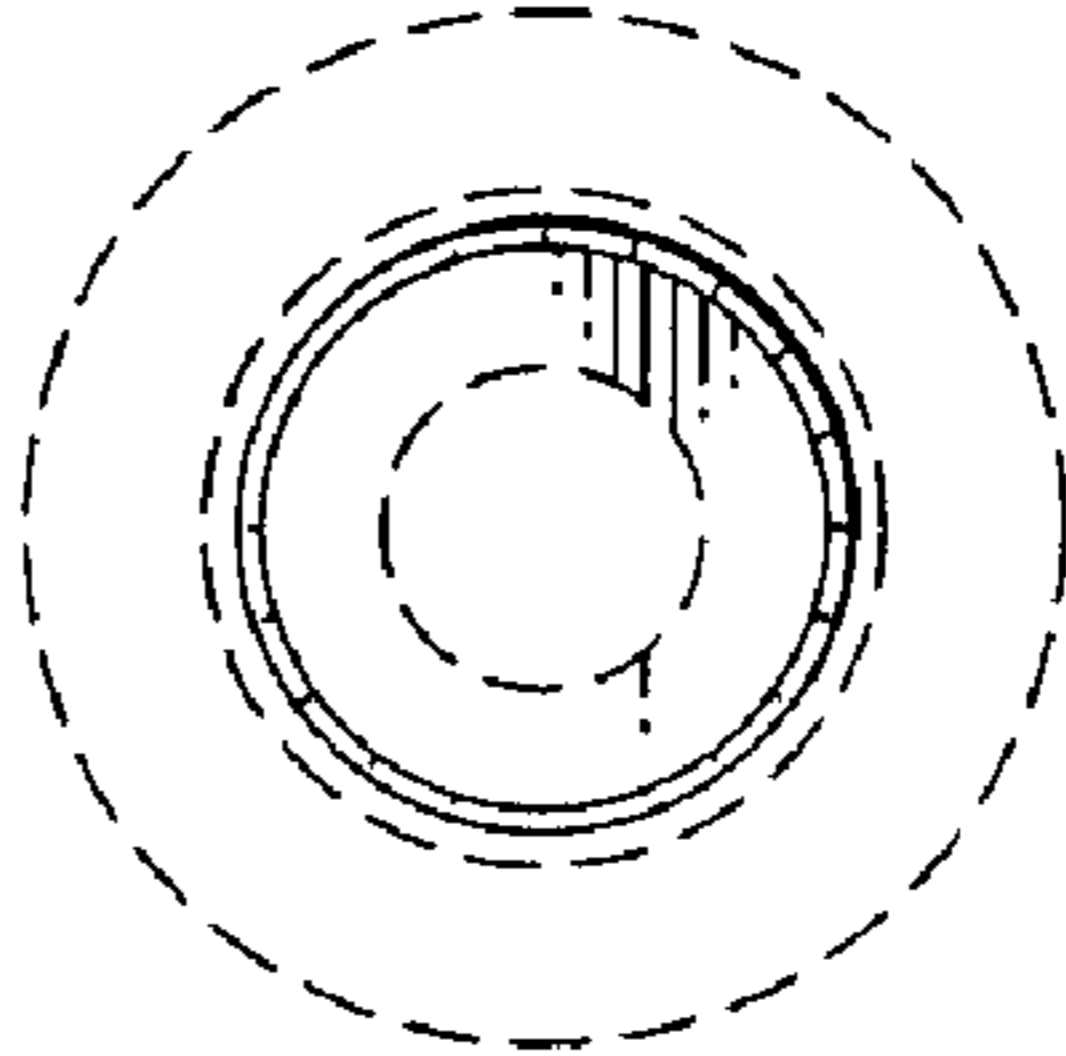


FIG. 3

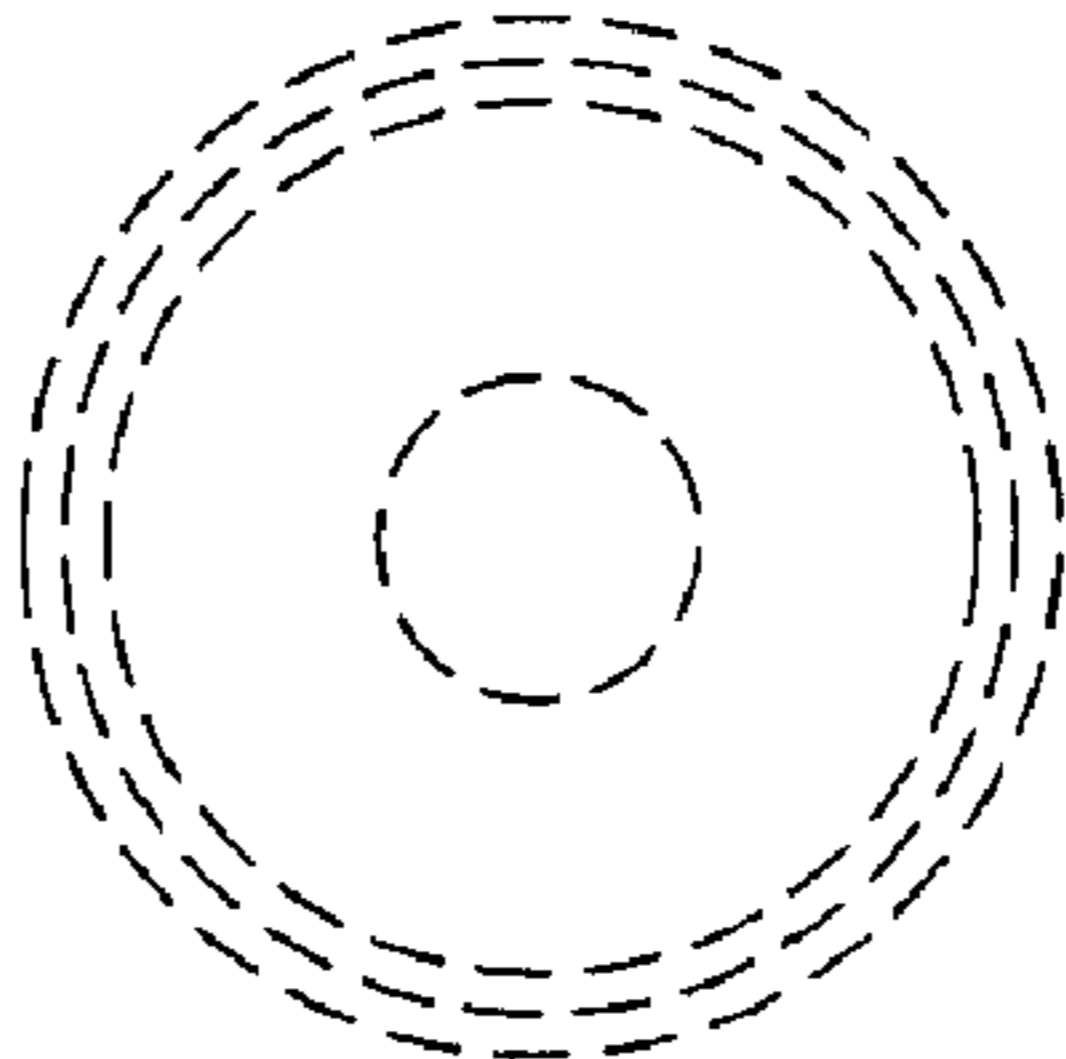


FIG. 2