

US00D571410S

(12) **United States Design Patent**
Breece et al.

(10) **Patent No.: US D571,410 S**
(45) **Date of Patent: ** Jun. 17, 2008**

(54) **ROUND NAME PLATE**

(75) Inventors: **Alan S. Breece**, Fallsington, PA (US);
Lisa Breece, Fallsington, PA (US); **Eric R. Bohnstedt**, Fallsington, PA (US)

(73) Assignee: **Places Please, LLC**, Fallsington, PA (US)

(**) Term: **14 Years**

(21) Appl. No.: **29/283,818**

(22) Filed: **Aug. 24, 2007**

(51) **LOC (8) Cl.** **20-03**

(52) **U.S. Cl.** **D20/15**

(58) **Field of Classification Search** D20/10,
D20/15, 19, 20, 42, 43, 99; D6/310; D10/2,
D10/21, 24; D16/135; D19/52, 65, 90; 283/56;
248/441.1

See application file for complete search history.

(56) **References Cited**

U.S. PATENT DOCUMENTS

1,420,603 A * 6/1922 Zimmerli 248/441.1
D152,399 S * 1/1949 Dwinell D20/10
D178,766 S * 9/1956 Cressaty D16/135
D185,737 S * 7/1959 Cook D20/10
D217,506 S * 5/1970 Knoetgen D16/135

4,136,473 A * 1/1979 Coe 40/518
D281,705 S * 12/1985 Rosenberg D20/15
D320,235 S * 9/1991 Hofman D20/10
D410,683 S * 6/1999 Carter D19/52
D489,410 S * 5/2004 Ivey D19/65

* cited by examiner

Primary Examiner—Caron D. Veynar

Assistant Examiner—Mary Ann Calabrese

(74) *Attorney, Agent, or Firm*—Roberts & Roberts, LLP

(57) **CLAIM**

The ornamental design for a round name plate, as shown and described.

DESCRIPTION

FIG. 1 is a front, top and right end perspective view of a round name plate showing our new design.

FIG. 2 is a left end elevation view thereof.

FIG. 3 is a right end elevation view thereof.

FIG. 4 is a front elevation view thereof.

FIG. 5 is a top plan view thereof.

FIG. 6 is a rear elevation view thereof; and,

FIG. 7 is a bottom plan view thereof.

1 Claim, 3 Drawing Sheets




FIG. 1

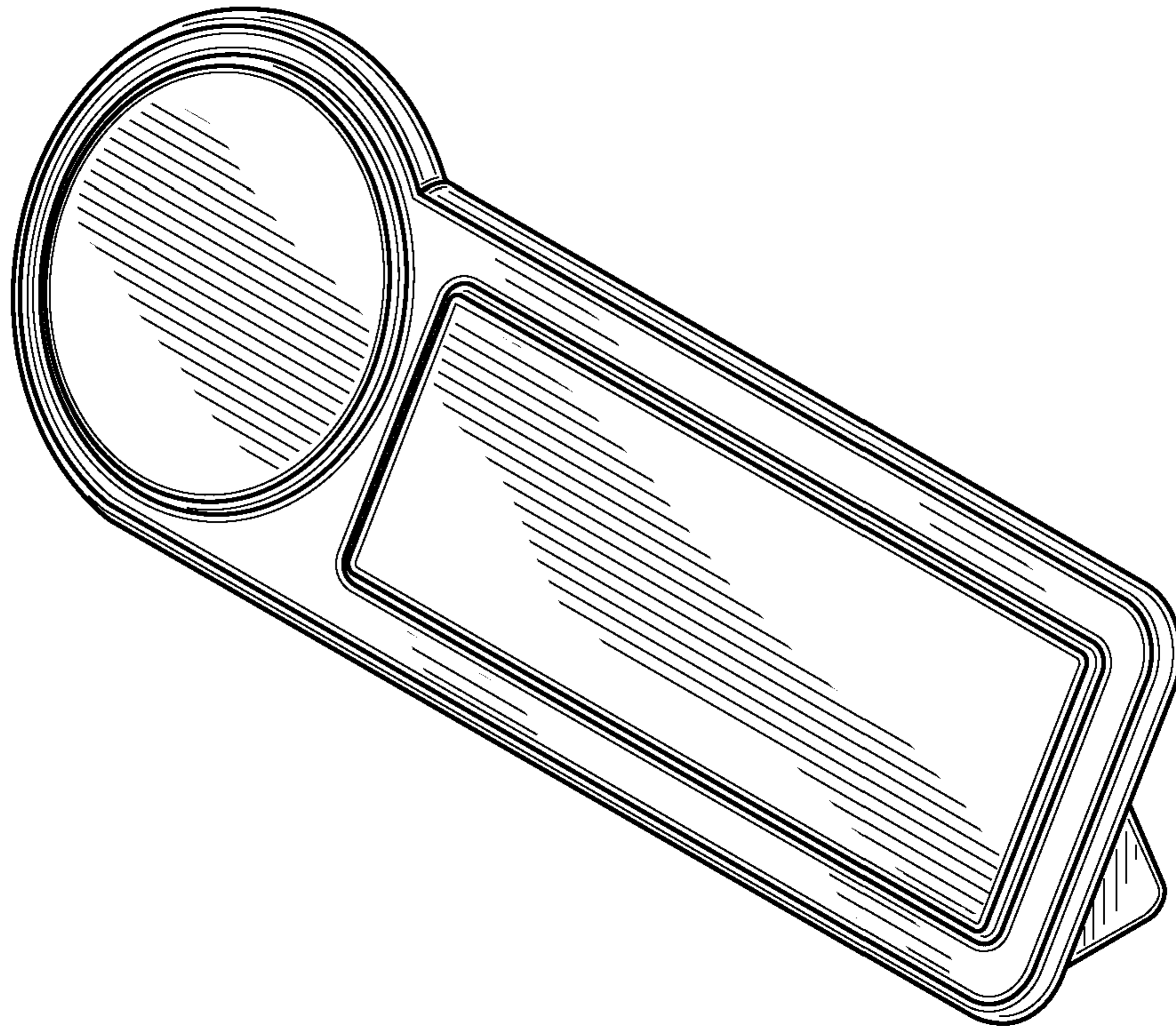


FIG. 2

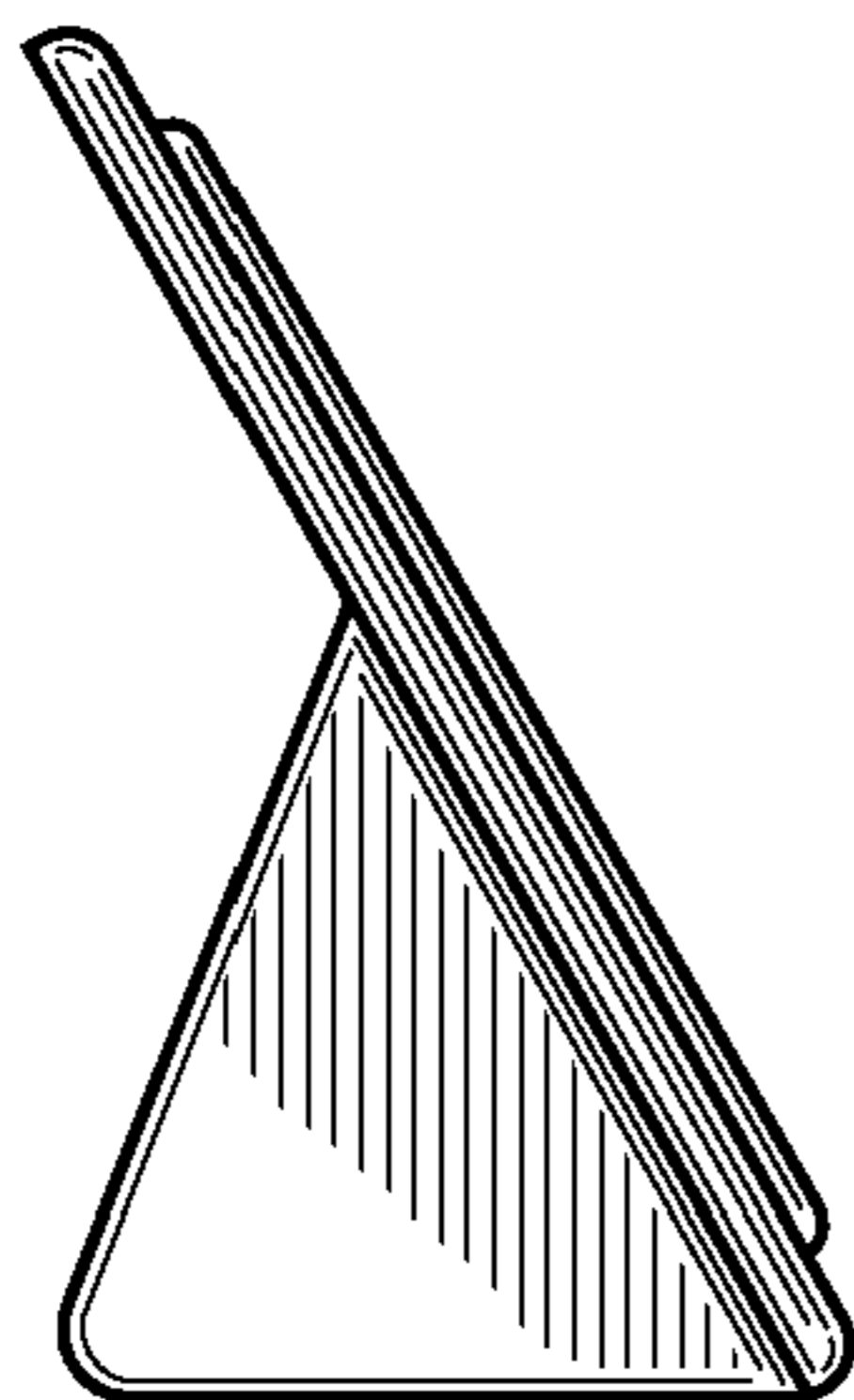


FIG. 3

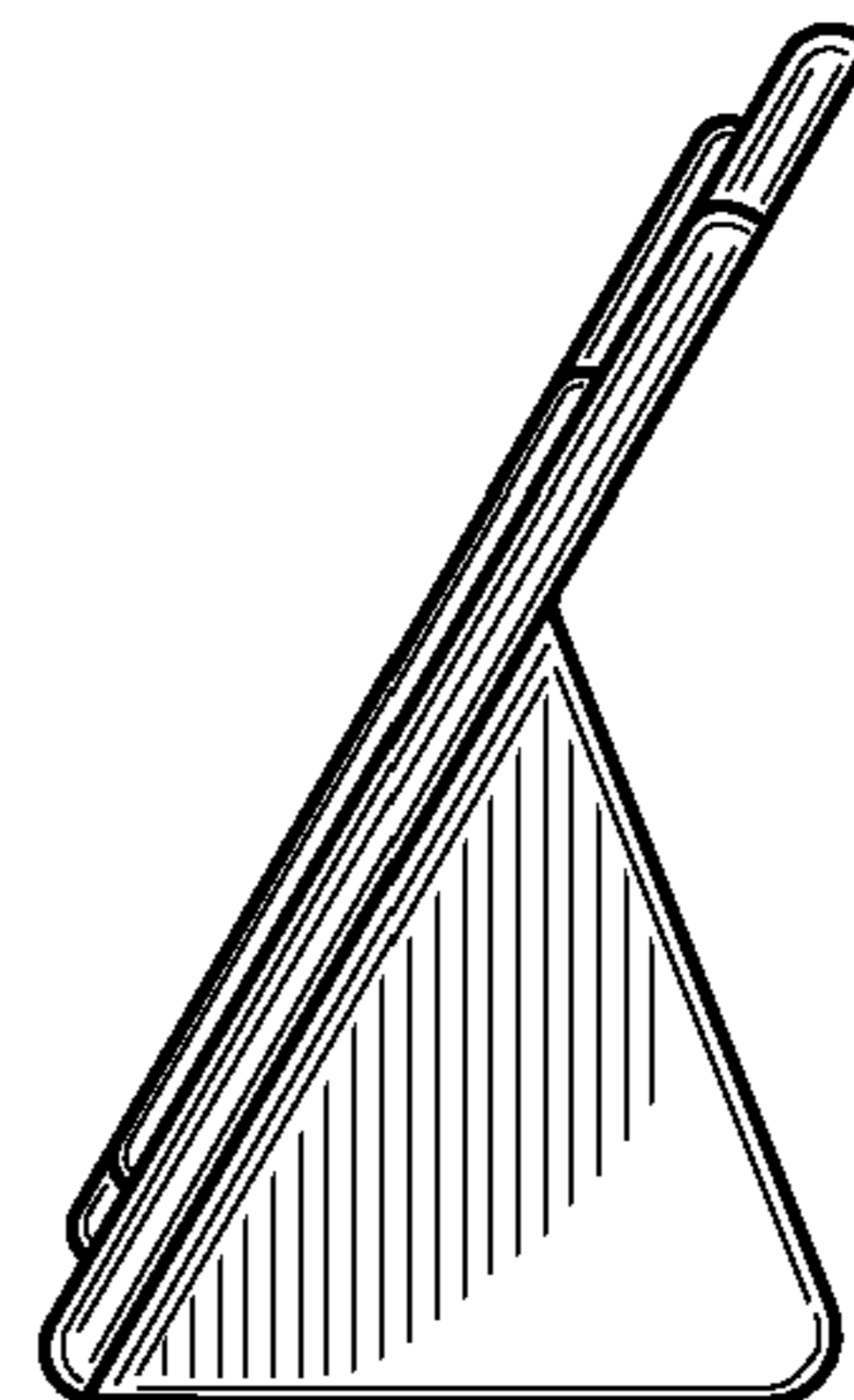


FIG. 4




FIG. 5




FIG. 6

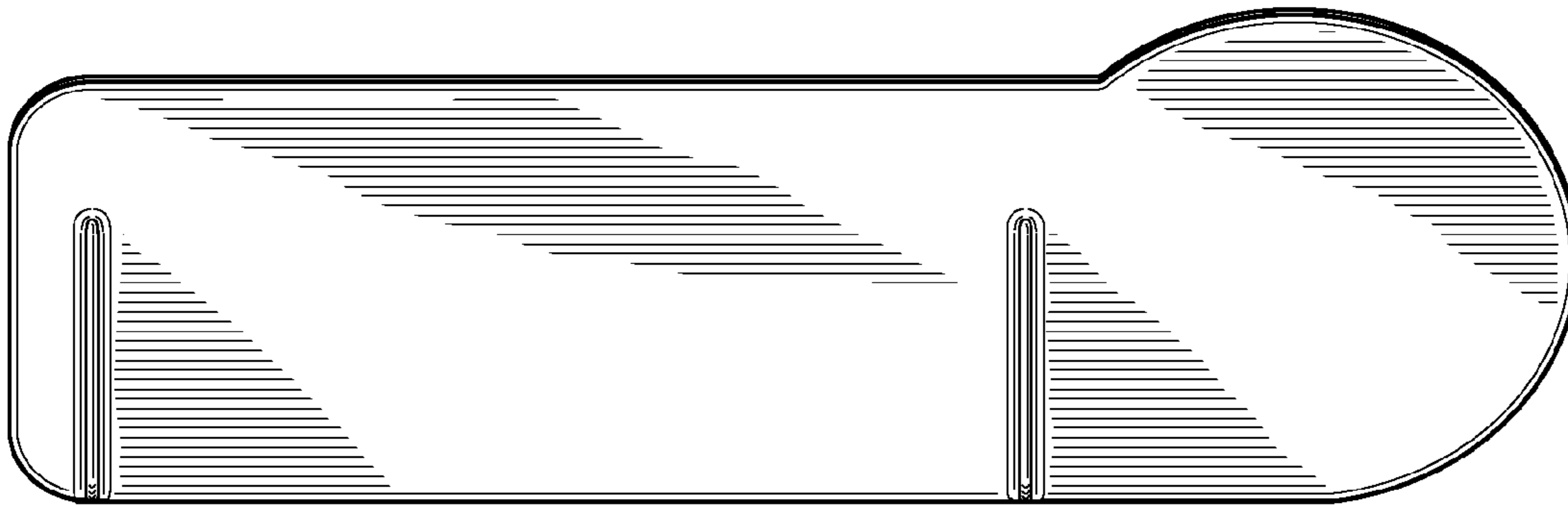


FIG. 7

