

US00D571404S

(12) **United States Design Patent** (10) **Patent No.:** **US D571,404 S**  
**Tullney et al.** (45) **Date of Patent:** **\*\* Jun. 17, 2008**

(54) **ROLLER DISPENSER**

(75) Inventors: **Heiko Tullney**, Hamburg (DE);  
**Thomas Milewski**, Hamburg (DE);  
**Stefan Freitag**, Hamburg (DE)

(73) Assignee: **Tesa AG**, Hamburg (DE)

(\*\*) Term: **14 Years**

(21) Appl. No.: **29/281,831**

(22) Filed: **Jul. 3, 2007**

(30) **Foreign Application Priority Data**

Jan. 18, 2007 (DE) ..... 4 07 00 385

(51) **LOC (8) Cl.** ..... **19-02**

(52) **U.S. Cl.** ..... **D19/69**

(58) **Field of Classification Search** ..... D19/66,  
D19/67, 68, 69, 70; 156/523, 257, 540, 577;  
206/411; 225/6, 25, 39, 77; 242/588, 588.1,  
242/588.2, 588.3, 588.6, 598.5

See application file for complete search history.

(56) **References Cited**

**U.S. PATENT DOCUMENTS**

D337,787 S *	7/1993	Oga et al. ....	D19/69
D410,955 S *	6/1999	Hoffmann .....	D19/69
D421,461 S *	3/2000	Kelders et al. ....	D19/69
6,273,982 B1 *	8/2001	Semmler .....	156/238
6,321,816 B1 *	11/2001	Koreska .....	156/577
6,453,969 B1 *	9/2002	Ferrara .....	156/577
D469,124 S *	1/2003	Koreska .....	D19/53
D485,302 S	1/2004	Bain	
D518,854 S	4/2006	Paulus et al.	
D520,062 S	5/2006	Kimura	
D541,863 S *	5/2007	Gerules .....	D19/69
D543,242 S *	5/2007	Rushe et al. ....	D19/69
2003/0024652 A1 *	2/2003	Huthmacher et al. ....	156/577
2003/0034133 A1 *	2/2003	Huthmacher .....	156/577
2004/0007331 A1 *	1/2004	Tamai et al. ....	156/577

**FOREIGN PATENT DOCUMENTS**

DE M9408062.3 2/1995

DE	M9803244.5	1/1999
EM	000185640-0001	8/2004
EM	000495155-00001	5/2006
EM	000495155-0002	5/2006
WO	DM/065638	6/2004

**OTHER PUBLICATIONS**

<http://www.tomboweurope.com/rollerprodukte/korrektur.html>.  
<http://www.prittworld.com/index.php?id=4438>.  
<http://www.prittworld.com/products/correction/correction-roller/vario-roller.html>.  
[http://www.bicworld.com/inter\\_en/bdd/product\\_correction.asp?productCode=CorrectionTape](http://www.bicworld.com/inter_en/bdd/product_correction.asp?productCode=CorrectionTape).  
[http://www.sanfordcorp.com/sanford/consumer/jhtml/new-product/browse\\_brand\\_product\\_list.jhtml?locationId=LOC00012&currentType=SNTYPE004&nextType=noValue&%2Fnr%2Fsession%2FUserContext.category=SNATT40047&D%3A%2Fnr%2Fsession%2FUserContext.category=+%&attributeId=SNATT40047&DARGS=%2Fsanford%2Fjhtml%2Fnew-catalog%2Ffrags%2Fbrowse\\_subbrand\\_main.jhtml](http://www.sanfordcorp.com/sanford/consumer/jhtml/new-product/browse_brand_product_list.jhtml?locationId=LOC00012&currentType=SNTYPE004&nextType=noValue&%2Fnr%2Fsession%2FUserContext.category=SNATT40047&D%3A%2Fnr%2Fsession%2FUserContext.category=+%&attributeId=SNATT40047&DARGS=%2Fsanford%2Fjhtml%2Fnew-catalog%2Ffrags%2Fbrowse_subbrand_main.jhtml).

\* cited by examiner

*Primary Examiner*—Cathron C. Brooks  
*Assistant Examiner*—Austin Murphy  
(74) *Attorney, Agent, or Firm*—Norris McLaughlin & Marcus, PA

(57) **CLAIM**

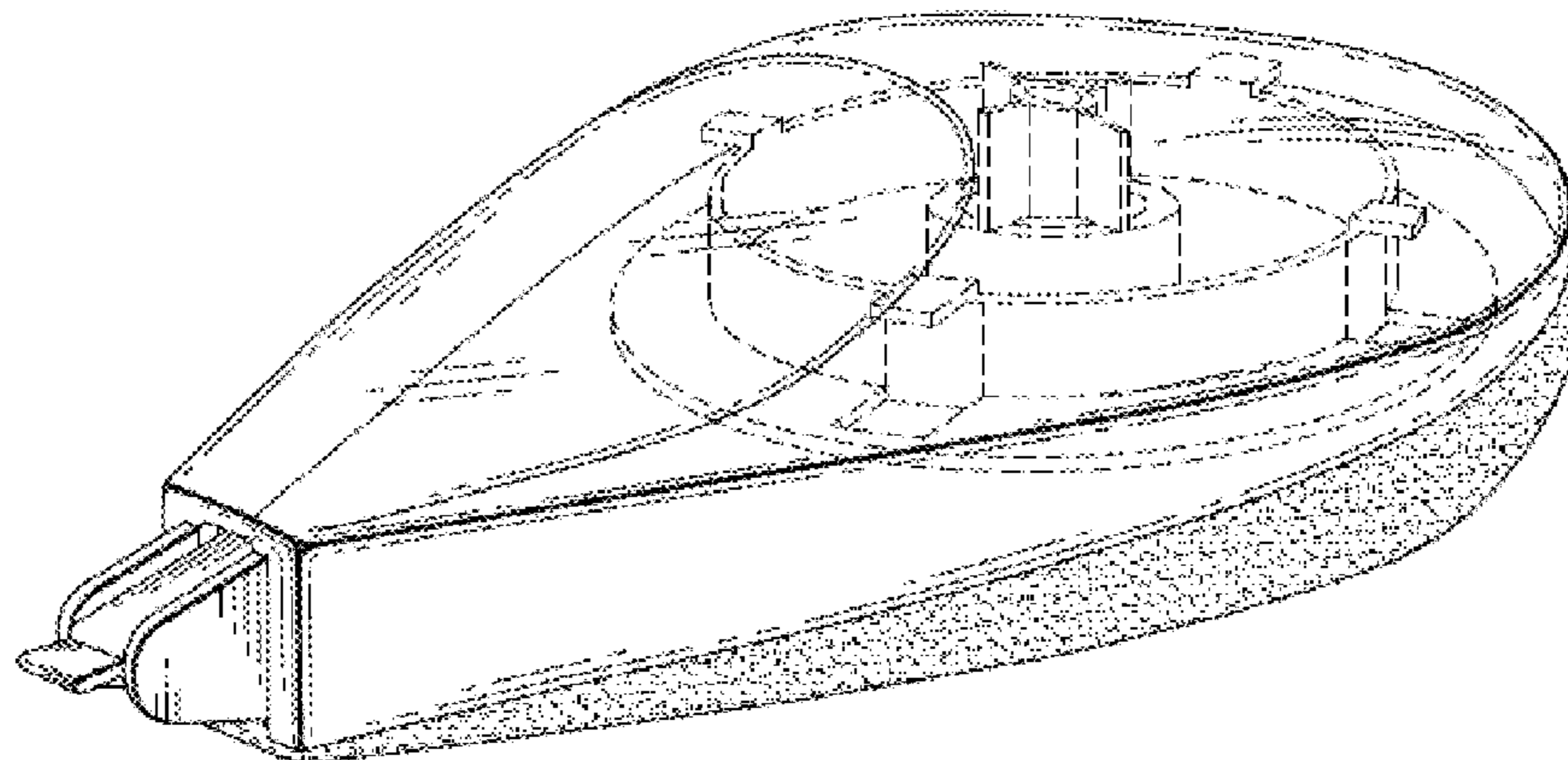
The ornamental design for a roller dispenser, as shown and described.

**DESCRIPTION**

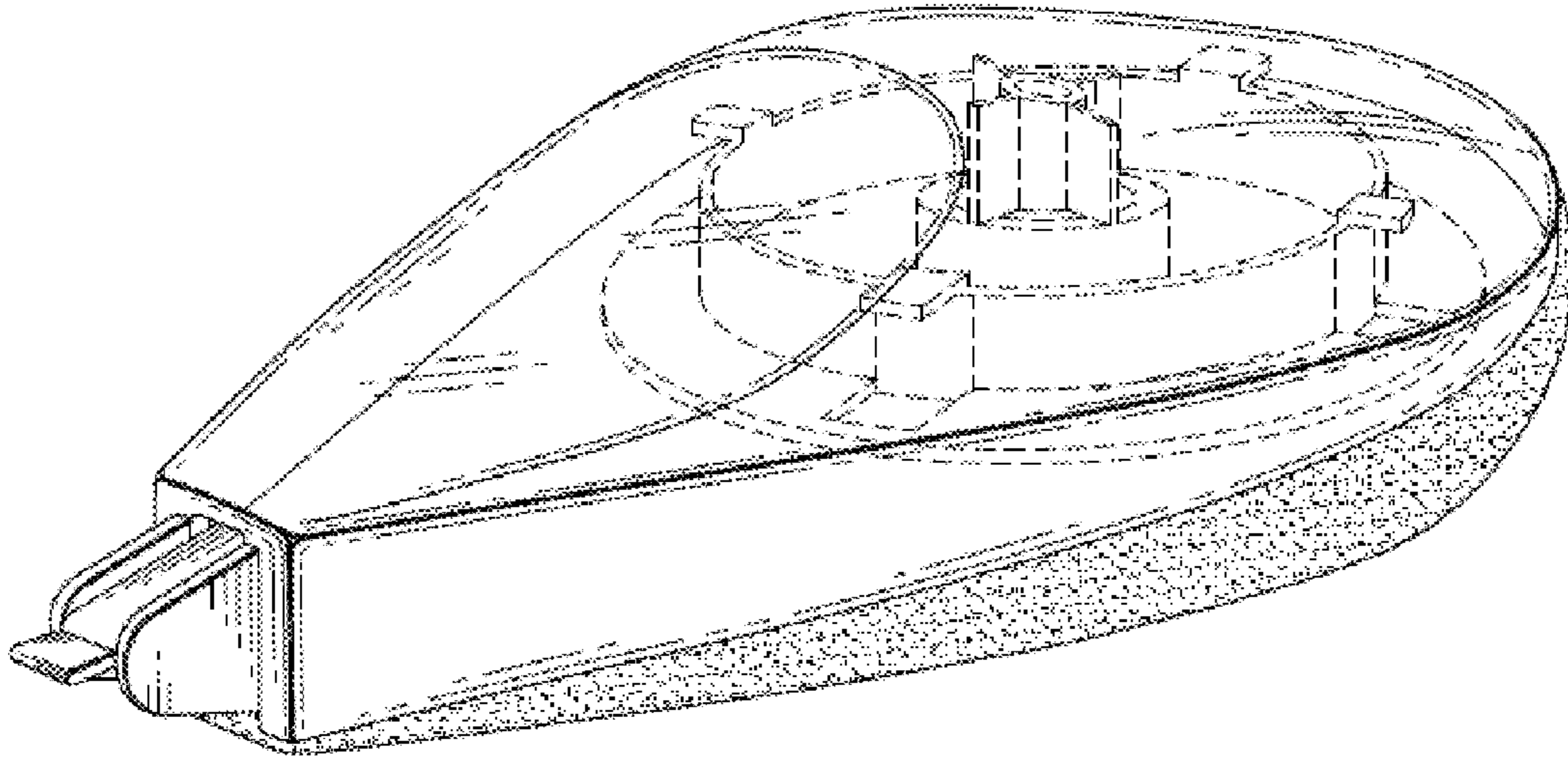
FIG. 1 is a front perspective view of the roller dispenser;  
FIG. 2 is a top view of the roller dispenser;  
FIG. 3 is a bottom view of the roller dispenser;  
FIG. 4 is a right side view of the roller dispenser;  
FIG. 5 is a left side view of the roller dispenser;  
FIG. 6 is a front view of the roller dispenser; and,  
FIG. 7 is a back view of the roller dispenser.

The broken lines shown in the drawings form no part of the claimed design.

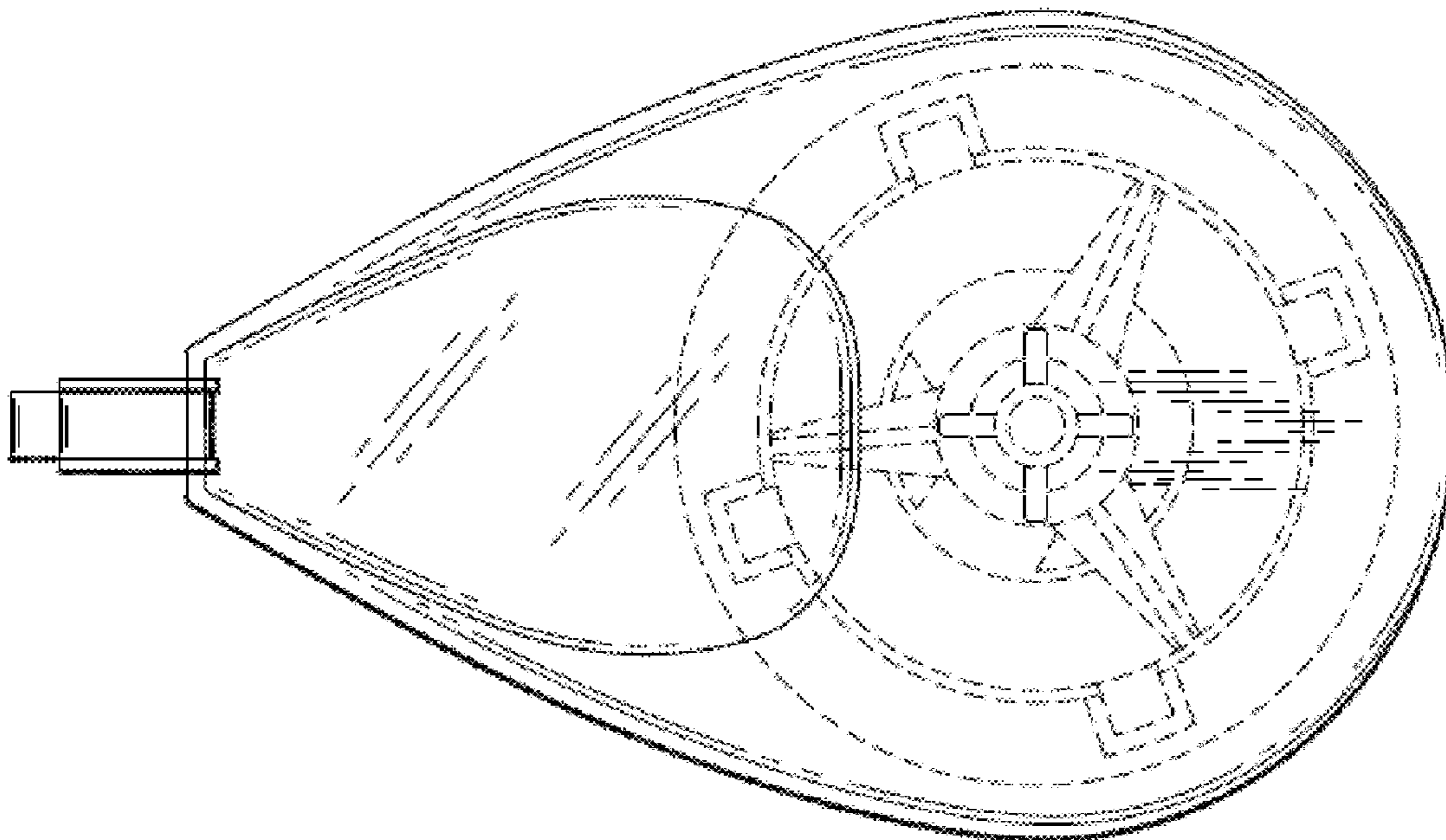
**1 Claim, 4 Drawing Sheets**



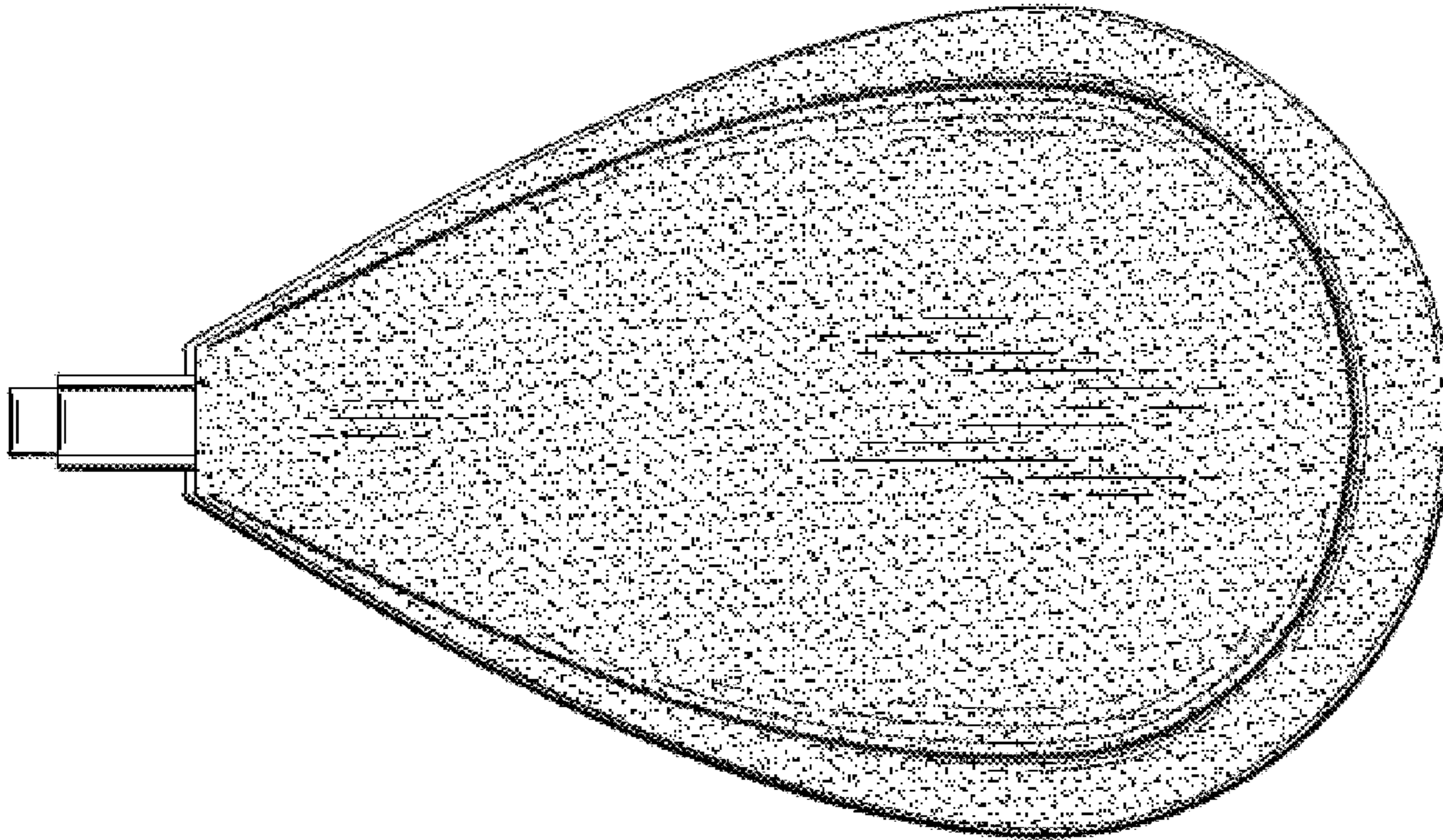
*FIG. 1*



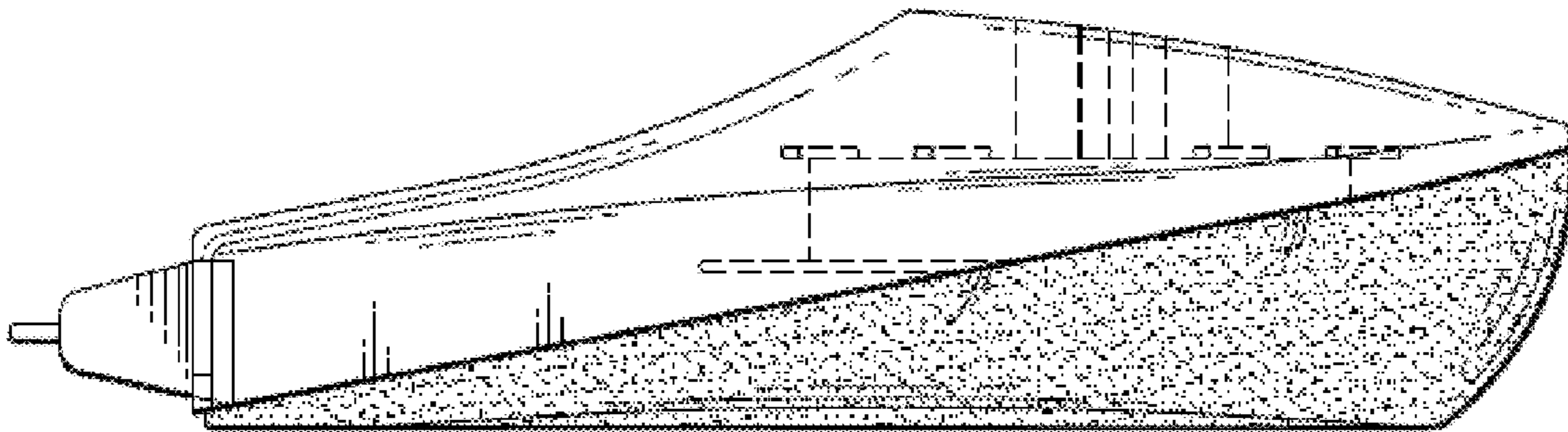
*FIG. 2*



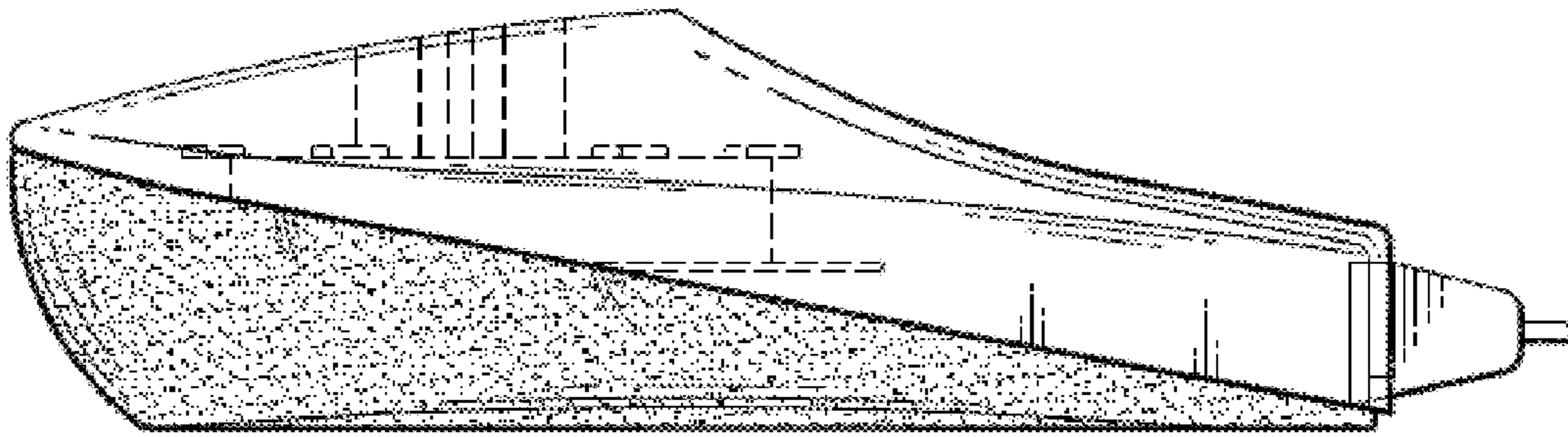
*FIG. 3*



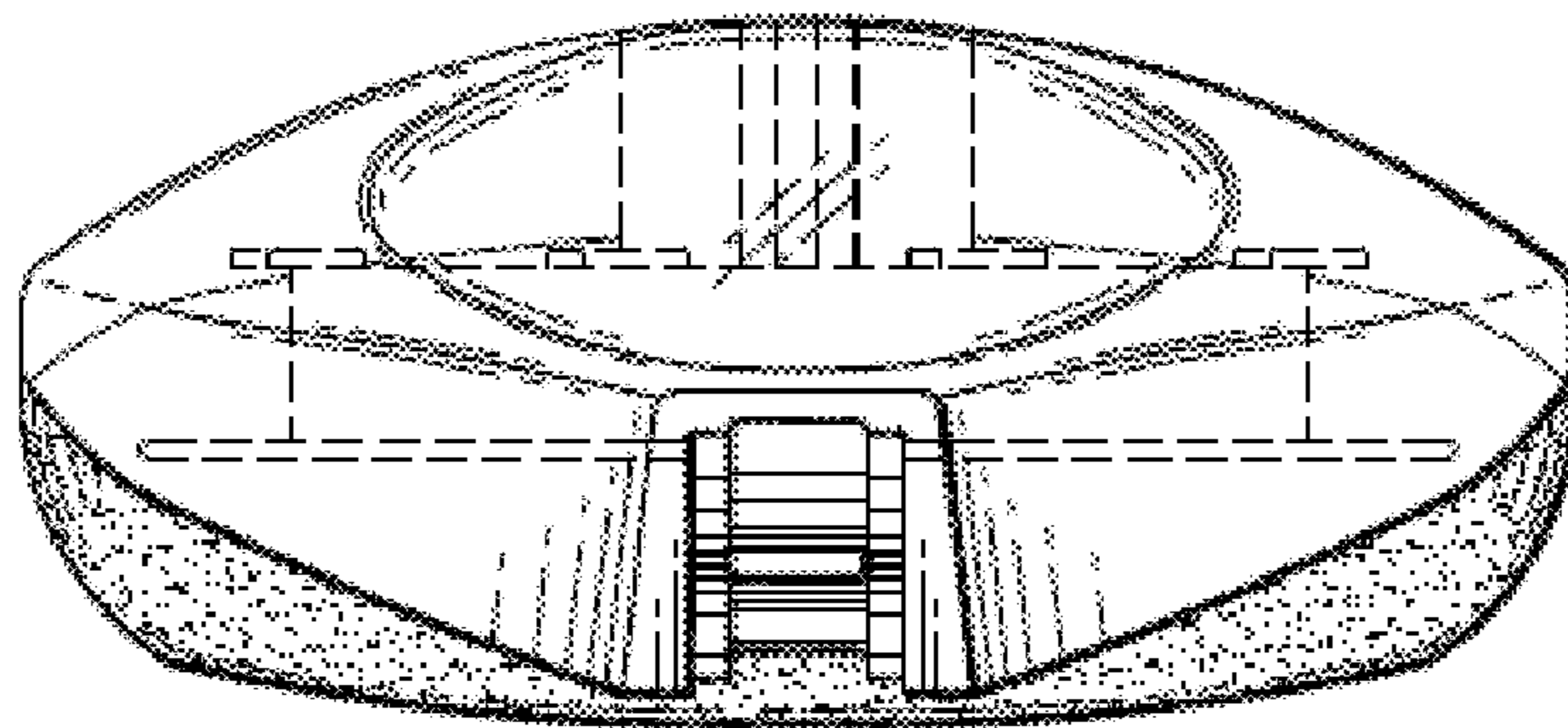
*FIG. 4*



*FIG. 5*



*FIG. 6*



*FIG. 7*

