

US00D571403S

(12) **United States Design Patent**
Rolion et al.

(10) **Patent No.:** **US D571,403 S**
(45) **Date of Patent:** **** Jun. 17, 2008**

(54) **CORRECTION TAPE DISPENSER**
(75) Inventors: **Franck Rolion**, Belloy-en-France (FR);
Juliette Bonnamour, Paris (FR)
(73) Assignee: **Societe BIC**, Clichy (FR)
(**) Term: **14 Years**
(21) Appl. No.: **29/258,042**
(22) Filed: **Apr. 14, 2006**

(30) **Foreign Application Priority Data**
Oct. 19, 2005 (EM) 000418488
(51) **LOC (8) Cl.** **19-02**
(52) **U.S. Cl.** **D19/69**
(58) **Field of Classification Search** D19/66,
D19/67, 68, 69, 70; 156/523, 257, 540, 577;
206/411; 225/6, 25, 39, 77; 242/588, 588.1,
242/588.2, 588.3, 588.6, 598.5
See application file for complete search history.

(56) **References Cited**
U.S. PATENT DOCUMENTS
D465,809 S * 11/2002 Deluca et al. D19/50
D467,617 S * 12/2002 Soetewey D19/69
D469,469 S * 1/2003 Schminke et al. D19/69
D475,747 S * 6/2003 Ono D19/69
D491,986 S * 6/2004 Bain D19/69
6,802,354 B2 * 10/2004 Bouveresse 156/522
D501,032 S * 1/2005 Kah D19/69

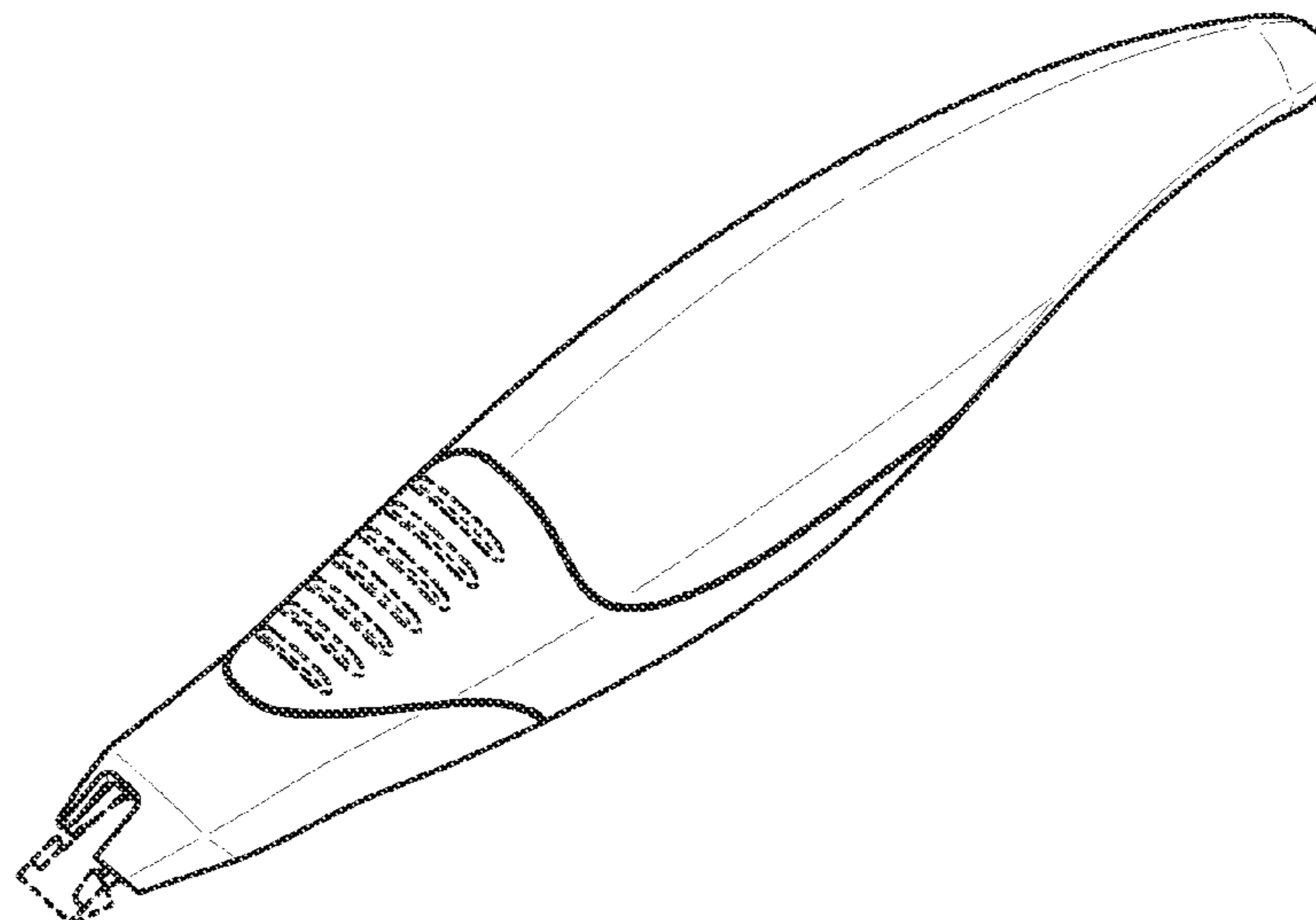
D506,508 S * 6/2005 Shimizu et al. D19/69
6,997,229 B2 * 2/2006 Marschand et al. 156/577
D521,560 S * 5/2006 Paulus et al. D19/69
7,063,120 B2 * 6/2006 Huthmacher et al. 156/577
D532,457 S * 11/2006 Chen D19/69
D547,804 S * 7/2007 Wu D19/69

* cited by examiner
Primary Examiner—Cathron C. Brooks
Assistant Examiner—Austin Murphy
(74) *Attorney, Agent, or Firm*—The H. T. Than Law Group

(57) **CLAIM**
The ornamental design for a correction-tape dispenser, as shown and described.

DESCRIPTION
FIG. 1 is a front perspective view of an ornamental design for a correction-tape dispenser according to the present invention;
FIG. 2 is a front view thereof;
FIG. 3 is a left-side view thereof;
FIG. 4 is a right-side view thereof;
FIG. 5 is a rear view thereof;
FIG. 6 is a top plan view thereof; and,
FIG. 7 is a bottom plan view thereof.
All portions shown in broken lines are environmental and illustrative only and form no part of the claimed design.

1 Claim, 7 Drawing Sheets



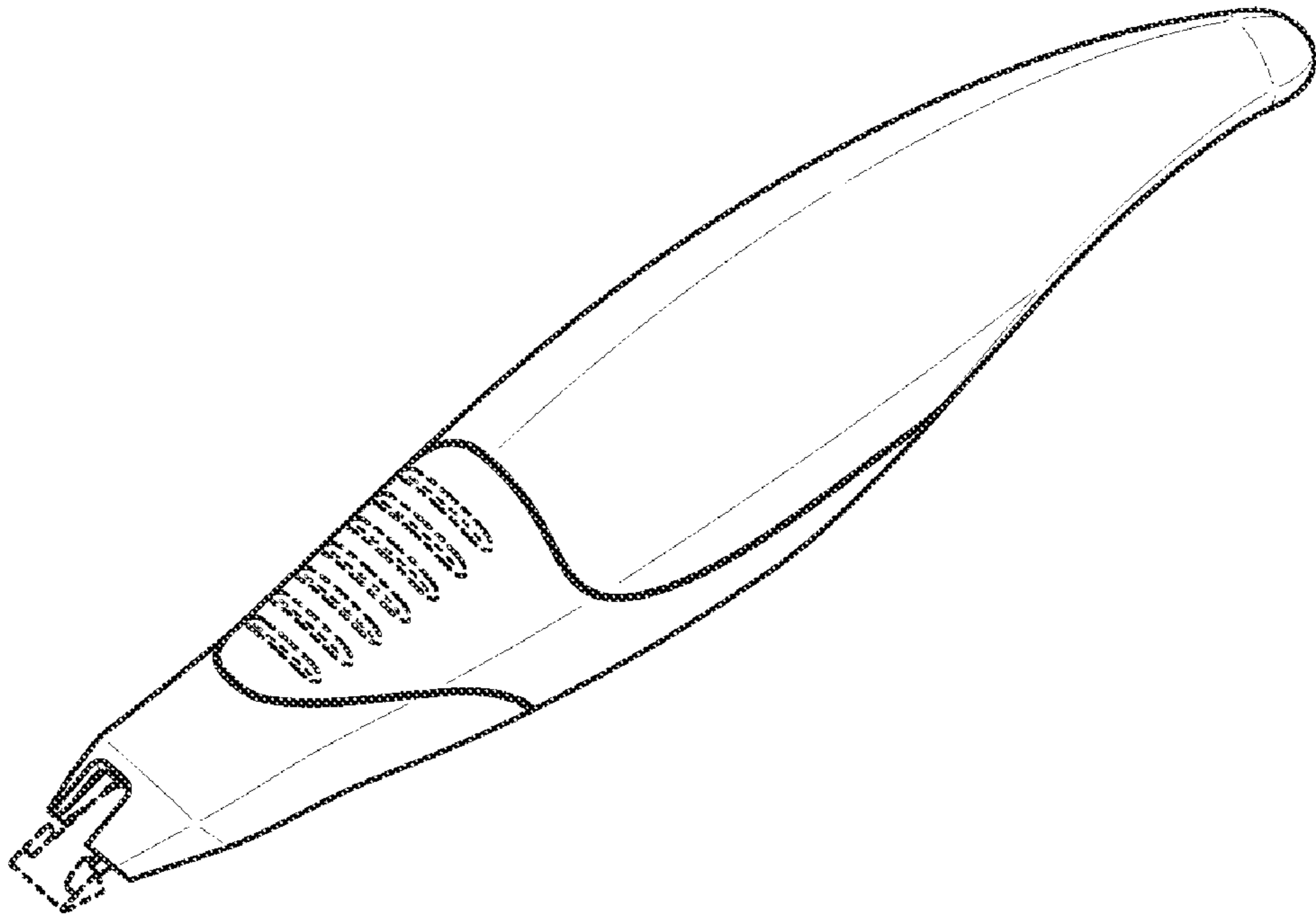


FIG. 1




FIG. 2

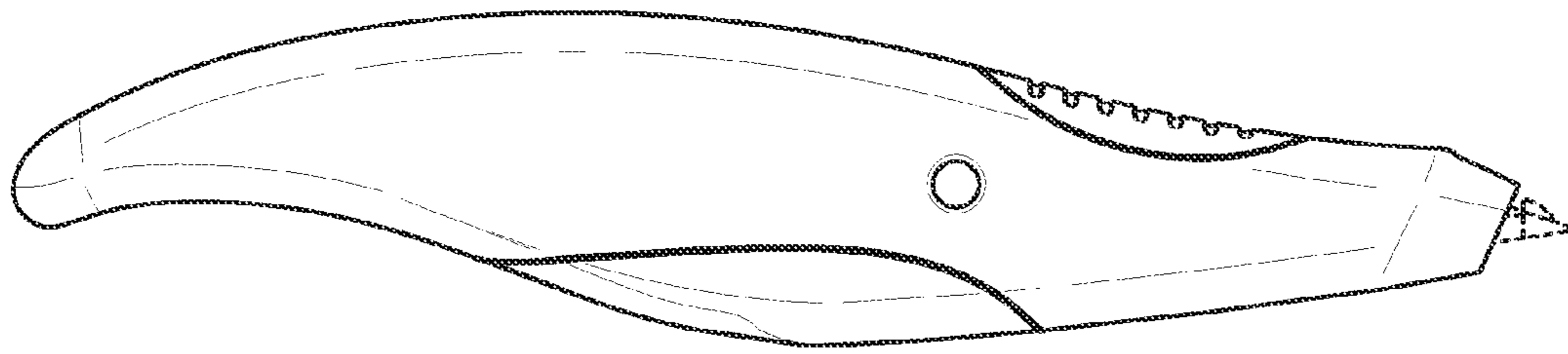


FIG. 3




FIG. 4

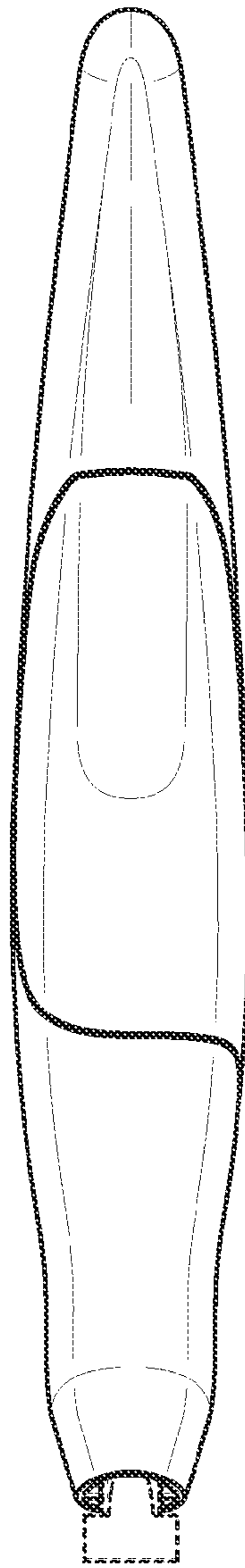


FIG. 5

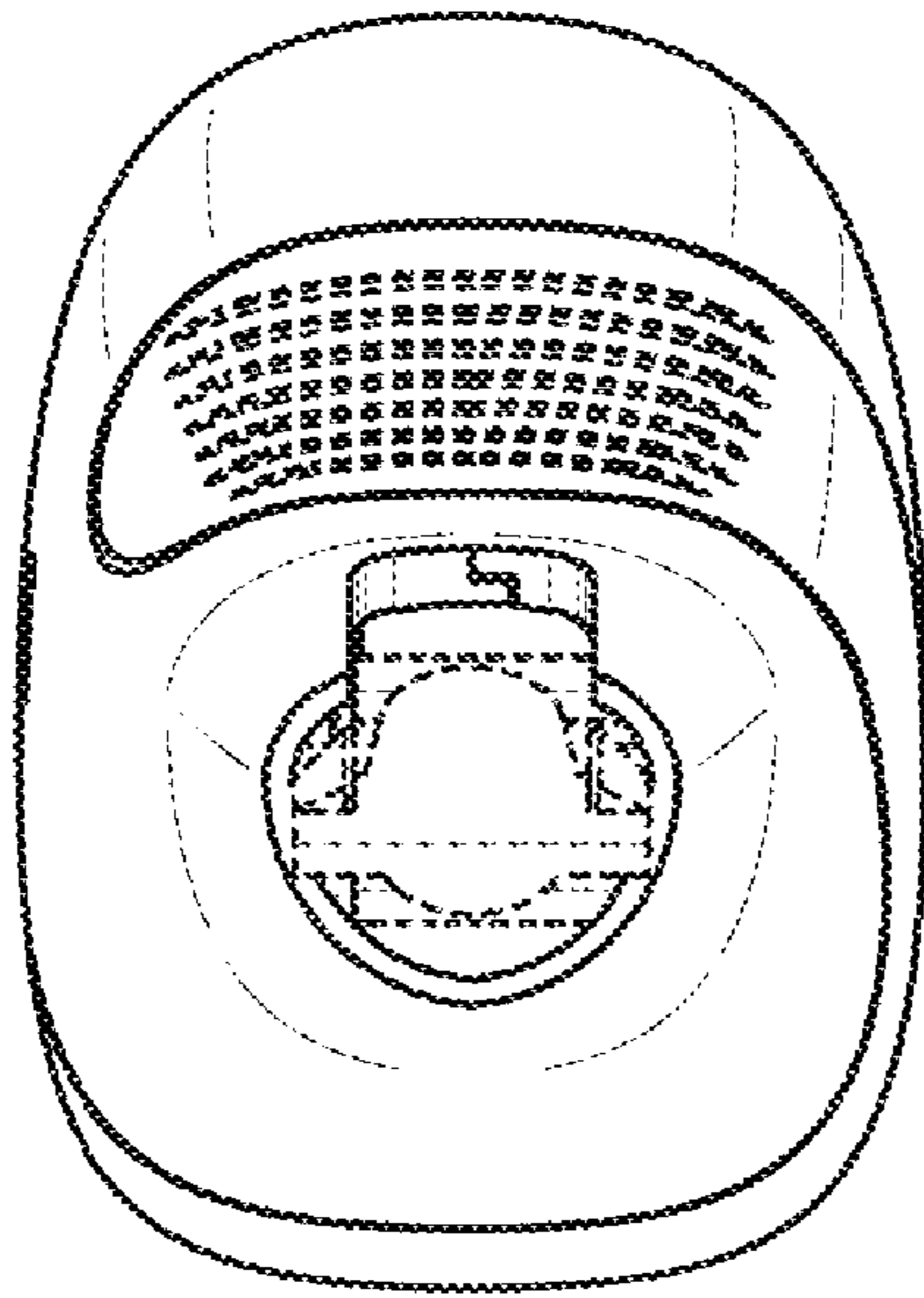


FIG. 6

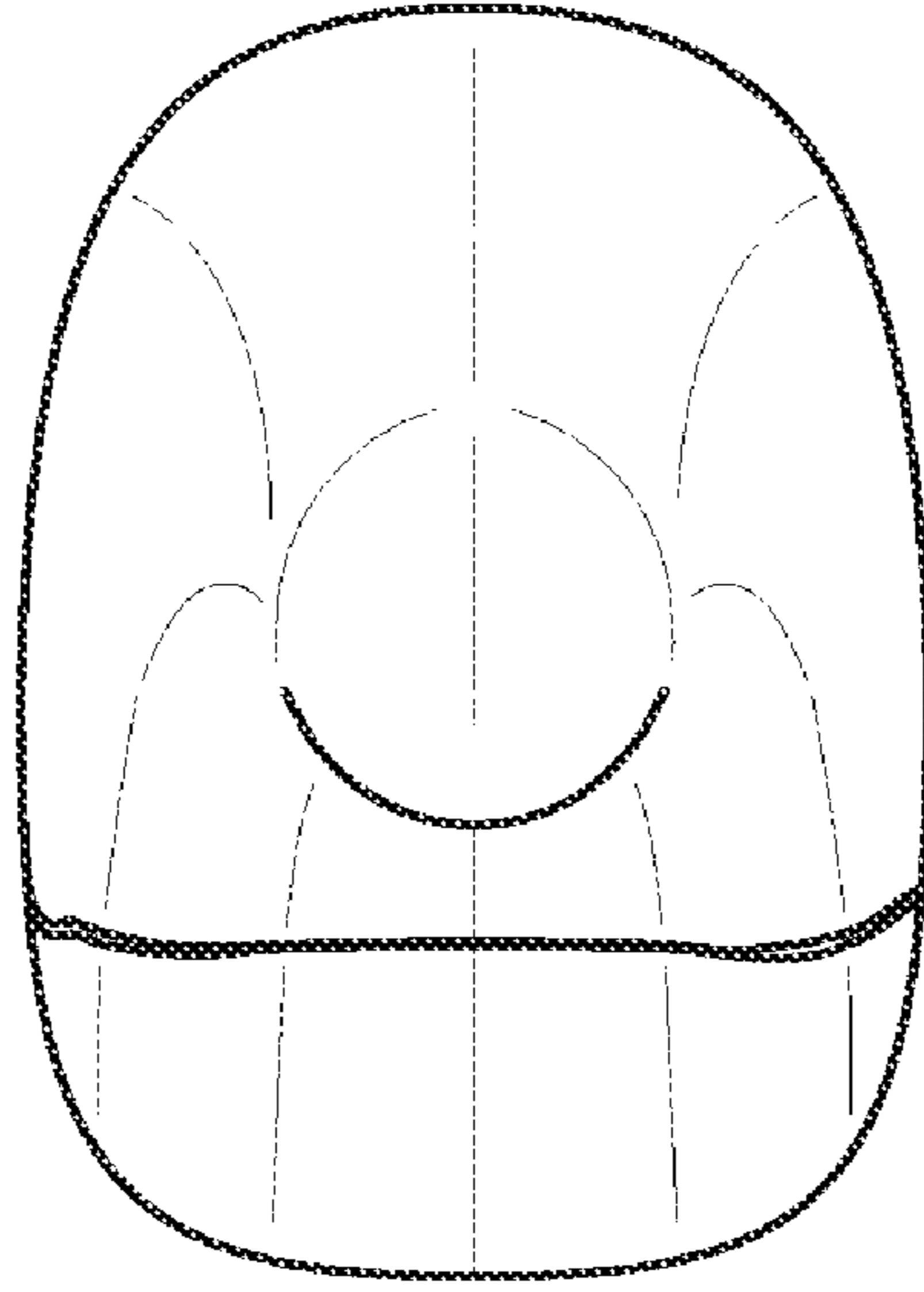


FIG. 7