

US00D571401S

(12) **United States Design Patent**
Greene

(10) **Patent No.:** **US D571,401 S**

(45) **Date of Patent:** **** Jun. 17, 2008**

(54) **TRANSPARENT TANK**

(76) Inventor: **Thomas W. Greene**, 821 - 26th Ave.,
SE., Moultrie, GA (US) 31788

(**) Term: **14 Years**

(21) Appl. No.: **29/290,243**

(22) Filed: **Nov. 8, 2007**

(51) **LOC (8) Cl.** **19-07**

(52) **U.S. Cl.** **D19/62**

(58) **Field of Classification Search** D19/59-60,
D19/62, 64; D10/44; D11/131, 157; D24/176;
368/93-95; 434/283, 367

See application file for complete search history.

(56) **References Cited**

U.S. PATENT DOCUMENTS

D254,793	S	*	4/1980	Morey	D19/62
D259,866	S	*	7/1981	Mortillaro	D11/131
D270,073	S	*	8/1983	Morey	D19/62
4,431,313	A	*	2/1984	Hemperly	368/93
4,527,905	A	*	7/1985	Kohls	368/93
D282,056	S	*	1/1986	Levine	D11/157
D286,060	S	*	10/1986	Morey	D19/62
D346,824	S	*	5/1994	Mitchell et al.	D19/62
D377,218	S	*	1/1997	Cohen et al.	D24/176
D405,114	S	*	2/1999	Hossfeld et al.	D19/62

D480,425	S	*	10/2003	Suchta	D19/59
D512,338	S	*	12/2005	Hannon	D11/131
D531,672	S	*	11/2006	Hannon	D19/62

* cited by examiner

Primary Examiner—Robert A. Delehanty

Assistant Examiner—Mark Cavanna

(74) *Attorney, Agent, or Firm*—James G. O’Boyle

(57) **CLAIM**

The ornamental design for a transparent tank, as shown and described.

DESCRIPTION

FIG. 1 is a front perspective view of a transparent tank showing my new design;

FIG. 2 is a top plan view of the tank shown in FIG. 1;

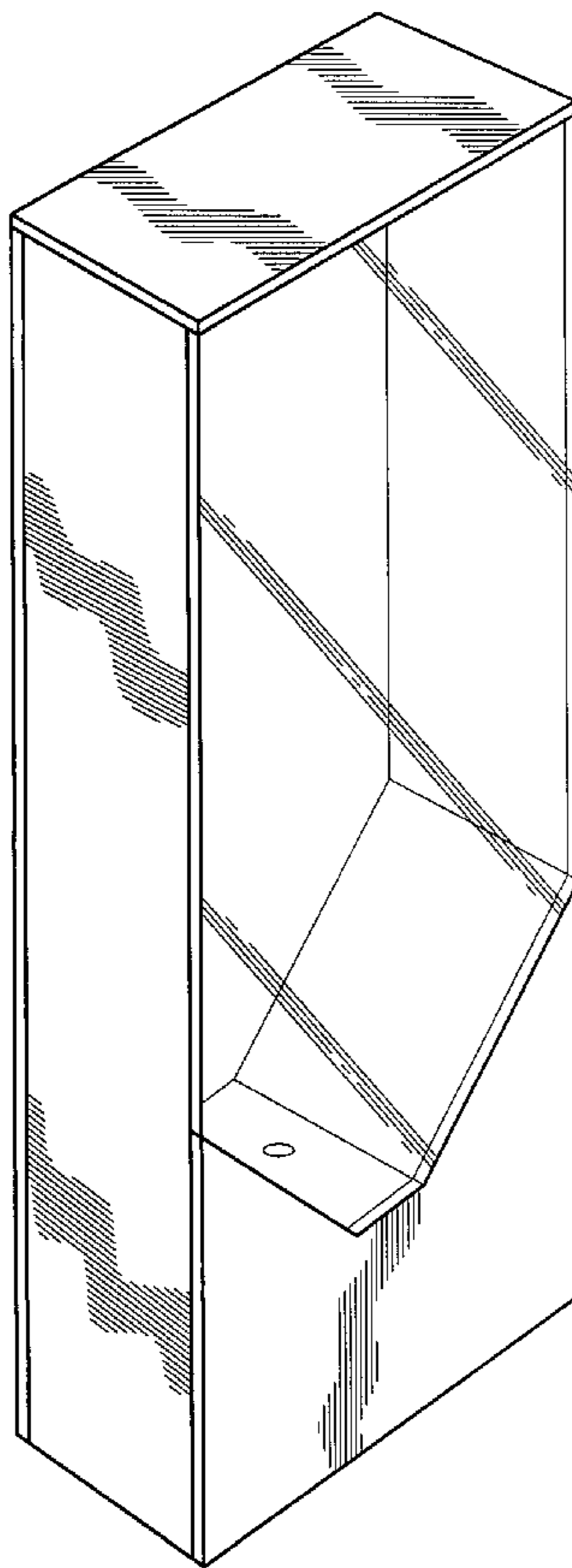
FIG. 3 is a front elevational view of the tank shown in 1;

FIG. 4 is a rear elevational view of the tank shown in FIG. 3;

FIG. 5 is a side elevational view of the tank as viewed from the right side of FIG. 4, the opposite side being a mirror image thereof; and,

FIG. 6 is a bottom plan view of the tank as shown in FIG. 4.

1 Claim, 2 Drawing Sheets



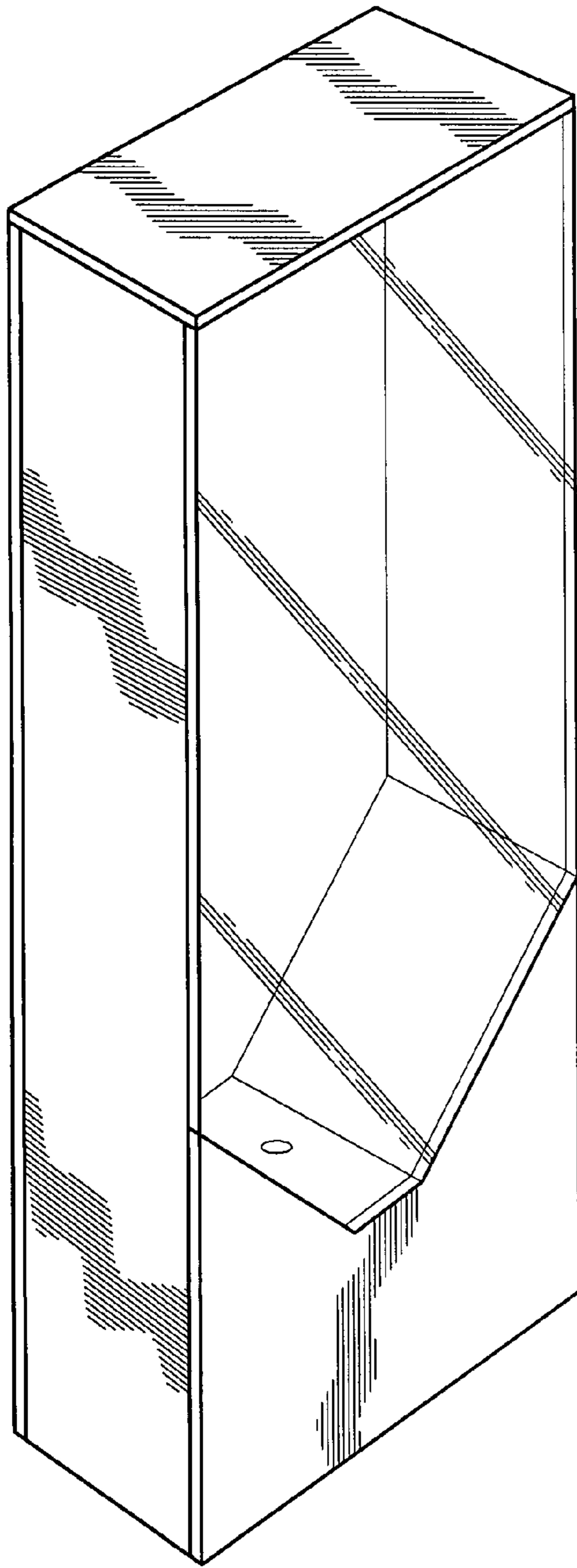


FIG. 1

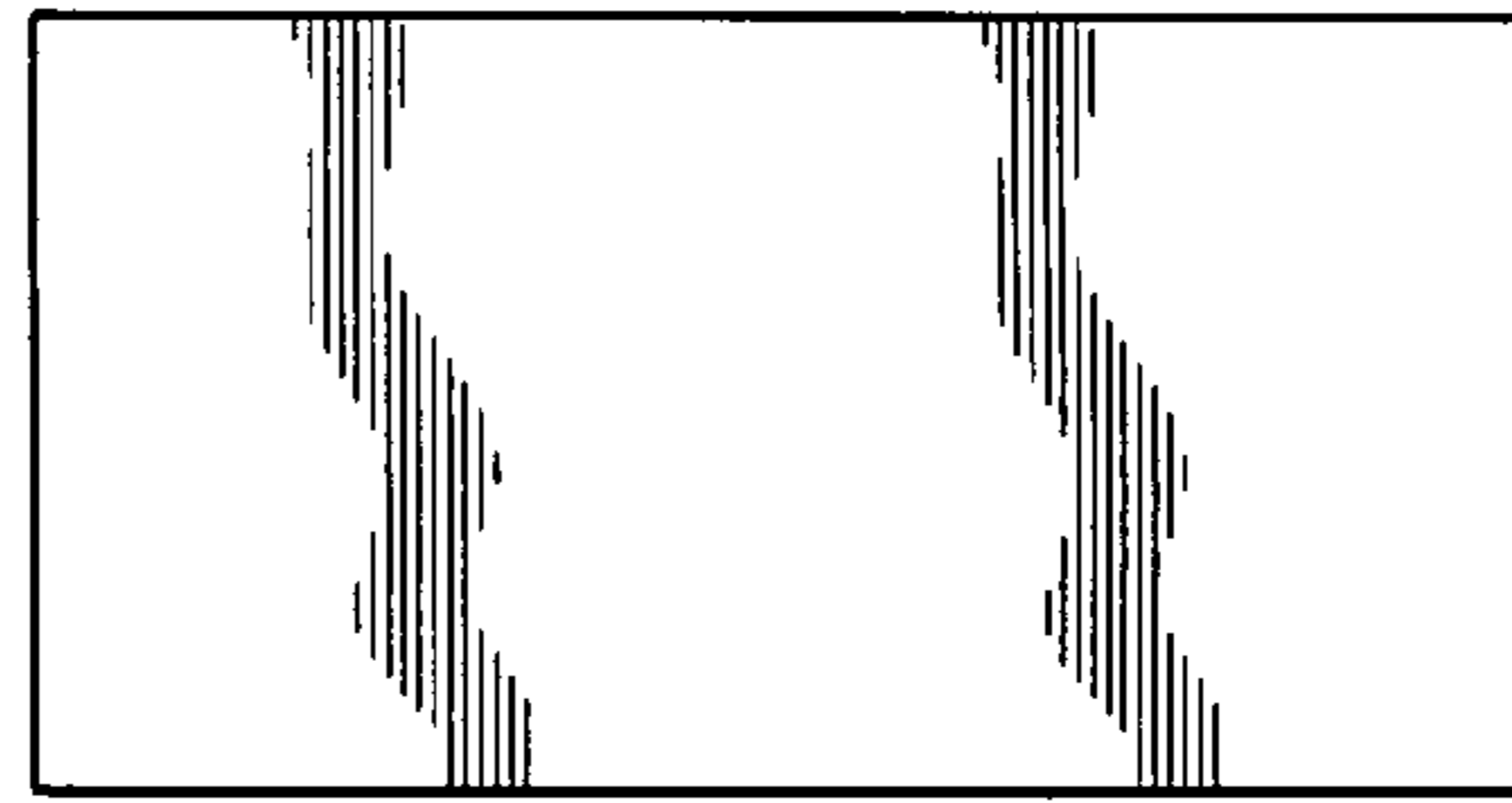


FIG. 2

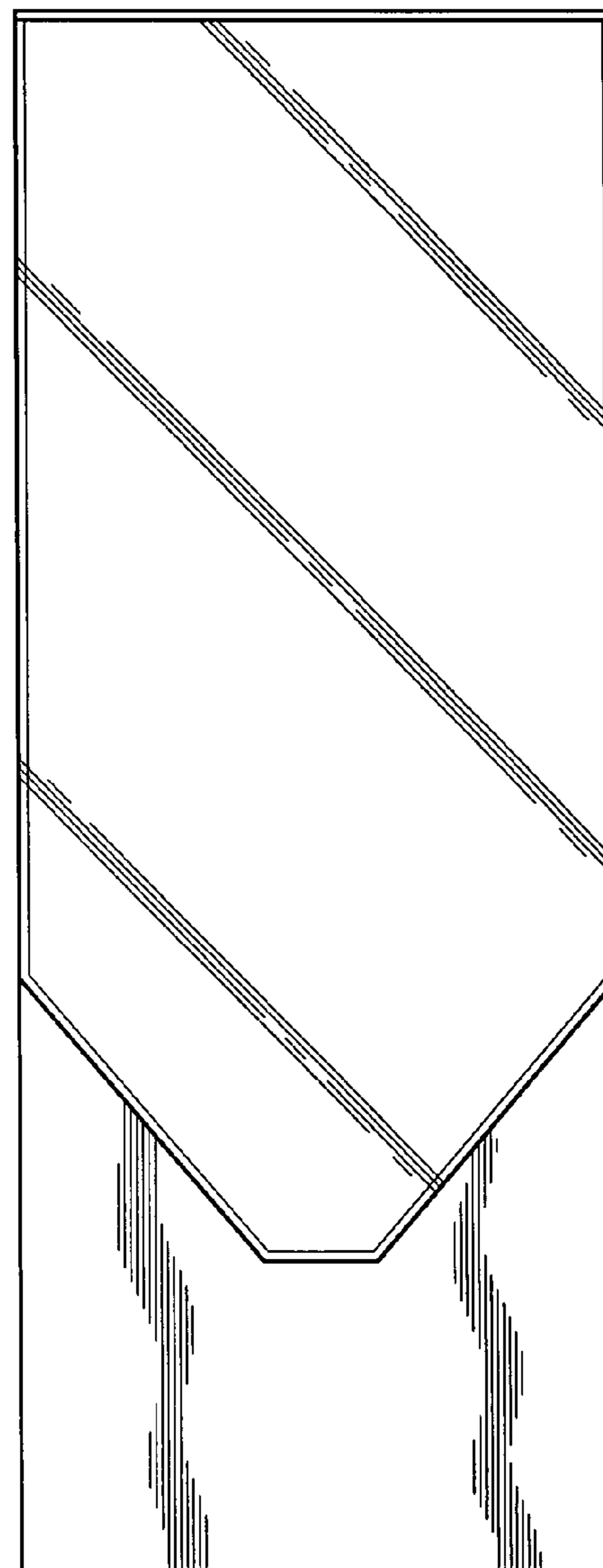


FIG. 3

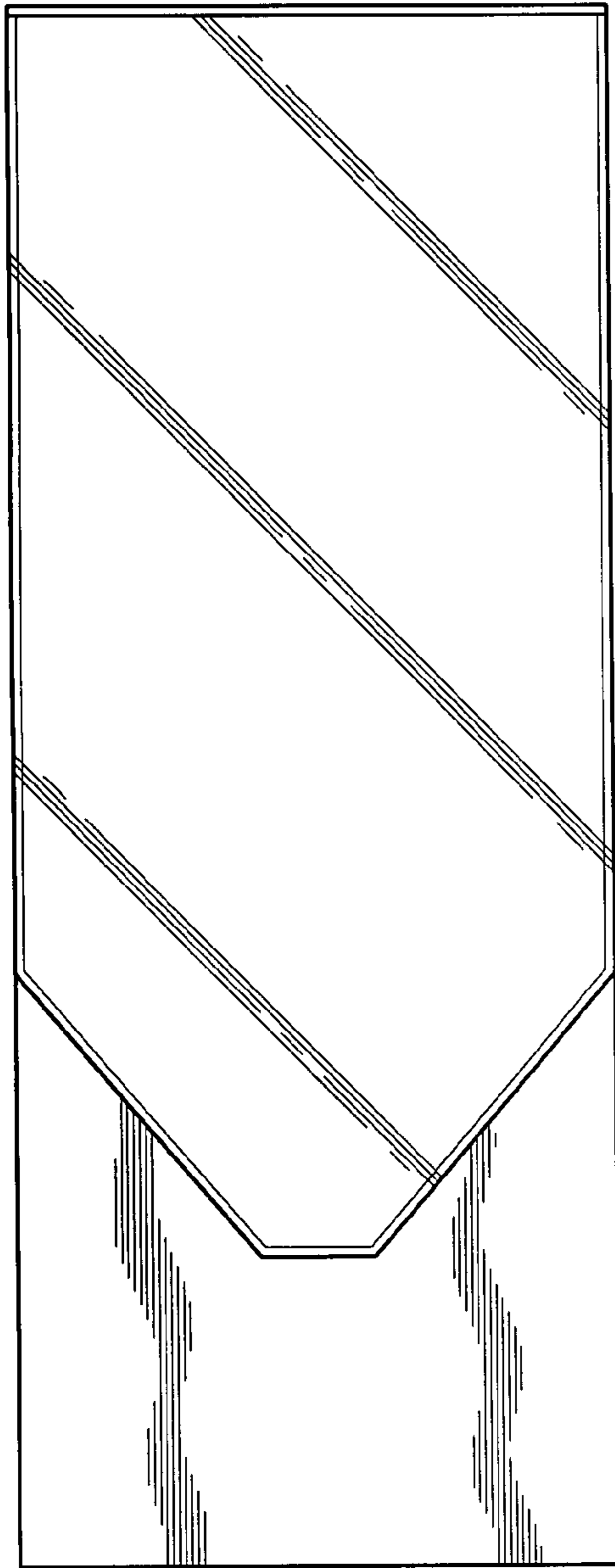


FIG. 4




FIG. 5

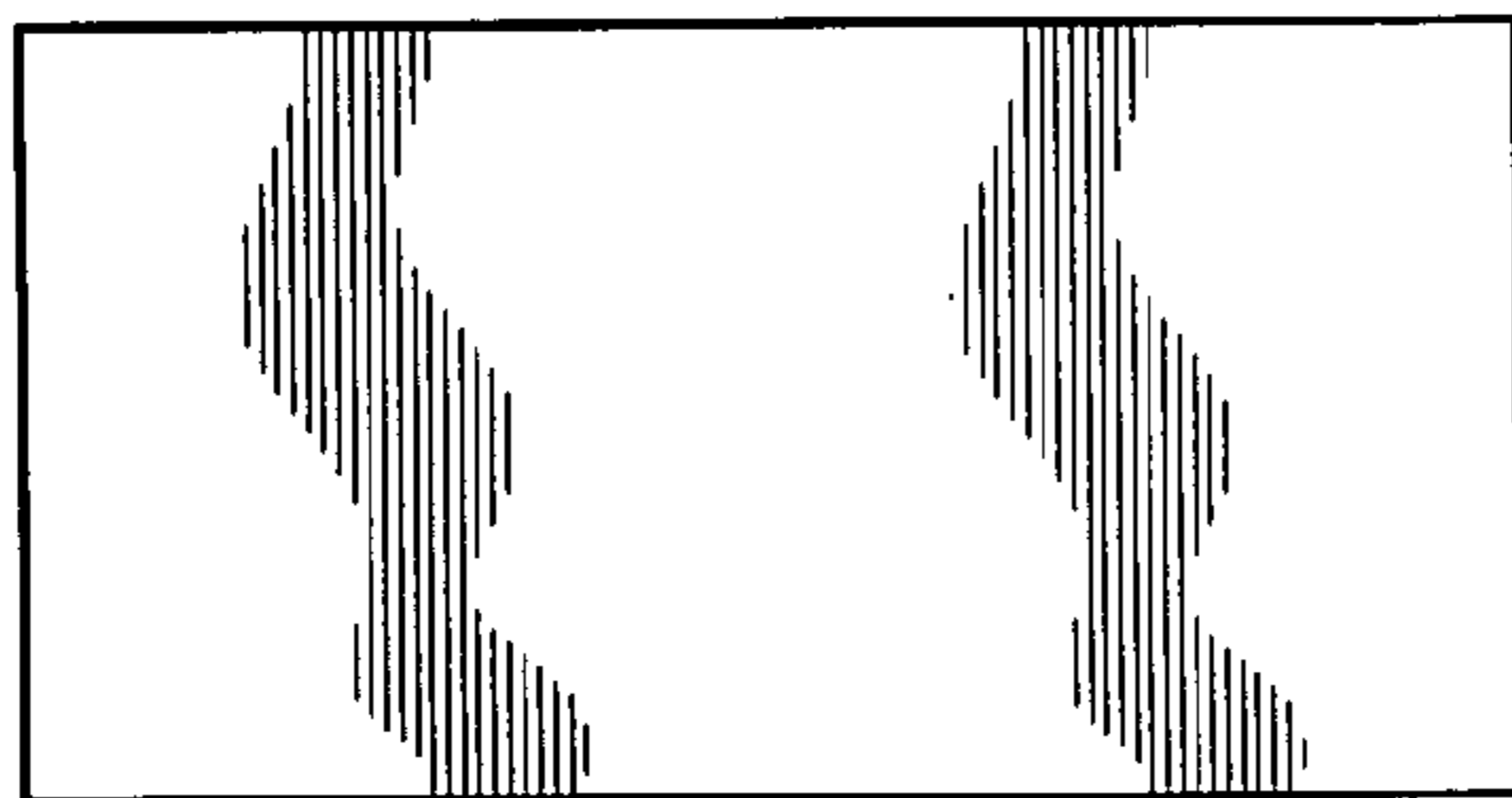


FIG. 6