

US00D571374S

(12) **United States Design Patent**
Cho et al.

(10) **Patent No.:** **US D571,374 S**
(45) **Date of Patent:** **** Jun. 17, 2008**

- (54) **PORTABLE PHONE WITH ICON**
- (75) Inventors: **Yoon-Hee Cho**, Yongin-si (KR);
Won-Ho Lee, Seoul (KR); **Sang-Min Lee**, Seoul (KR)
- (73) Assignee: **Samsung Electronics Co., Ltd.**,
Suwon-Si (KR)
- (**) Term: **14 Years**
- (21) Appl. No.: **29/230,153**
- (22) Filed: **May 18, 2005**
- (30) **Foreign Application Priority Data**
Jun. 30, 2004 (KR) 30-2004-0019744
- (51) **LOC (8) Cl.** **14-04**
- (52) **U.S. Cl.** **D14/489; D14/248**
- (58) **Field of Classification Search** D14/485-95;
D18/26, 31-3; D19/6; D20/11-2, 23-5,
D20/29-32, 36-8; 715/700-867, 973-7
See application file for complete search history.

- (56) **References Cited**
U.S. PATENT DOCUMENTS
- | | | | | |
|-----------|------|--------|----------------------|---------|
| 5,347,295 | A * | 9/1994 | Agulnick et al. | 345/156 |
| 5,596,697 | A * | 1/1997 | Foster et al. | 715/810 |
| D384,049 | S * | 9/1997 | Arnone | D14/489 |
| 5,777,616 | A * | 7/1998 | Bates et al. | 715/837 |
| D396,853 | S * | 8/1998 | Cooper et al. | D14/493 |
| D397,103 | S * | 8/1998 | Arora | D14/490 |
| D422,983 | S * | 4/2000 | Bright et al. | D14/495 |
| 6,229,533 | B1 * | 5/2001 | Farmer et al. | 345/473 |

- 6,452,612 B1 * 9/2002 Holtz et al. 715/723
- 6,731,316 B2 * 5/2004 Herigstad et al. 715/864
- 2002/0130904 A1 * 9/2002 Becker et al. 345/753
- 2003/0107606 A1 * 6/2003 Capps et al. 345/810
- 2003/0184575 A1 * 10/2003 Reho et al. 345/714

* cited by examiner
Primary Examiner—Robin V. Webster
Assistant Examiner—Karen E Kearney
 (74) *Attorney, Agent, or Firm*—Staas & Halsey LLP

(57) **CLAIM**

The ornamental design for the portable phone with icon, as shown and described.

DESCRIPTION

FIG. 1 is a perspective view of a portable phone with icon according to an embodiment of the present invention;
 FIG. 2 is a front elevation view thereof;
 FIG. 3 is a rear view thereof;
 FIG. 4 is a left side elevation view thereof;
 FIG. 5 is a right side elevation view thereof;
 FIG. 6 is a top plan view thereof;
 FIG. 7 is a bottom plan view thereof;
 FIG. 8 is a rear view of a portable phone with icon; and,
 FIG. 9 is an enlarged portion of FIG. 8.
 The broken lines illustrate the portable phone in FIGS. 1-9 and the keyboard in FIG. 8, and form no part of the claimed design.

1 Claim, 6 Drawing Sheets




FIG. 1




FIG.2

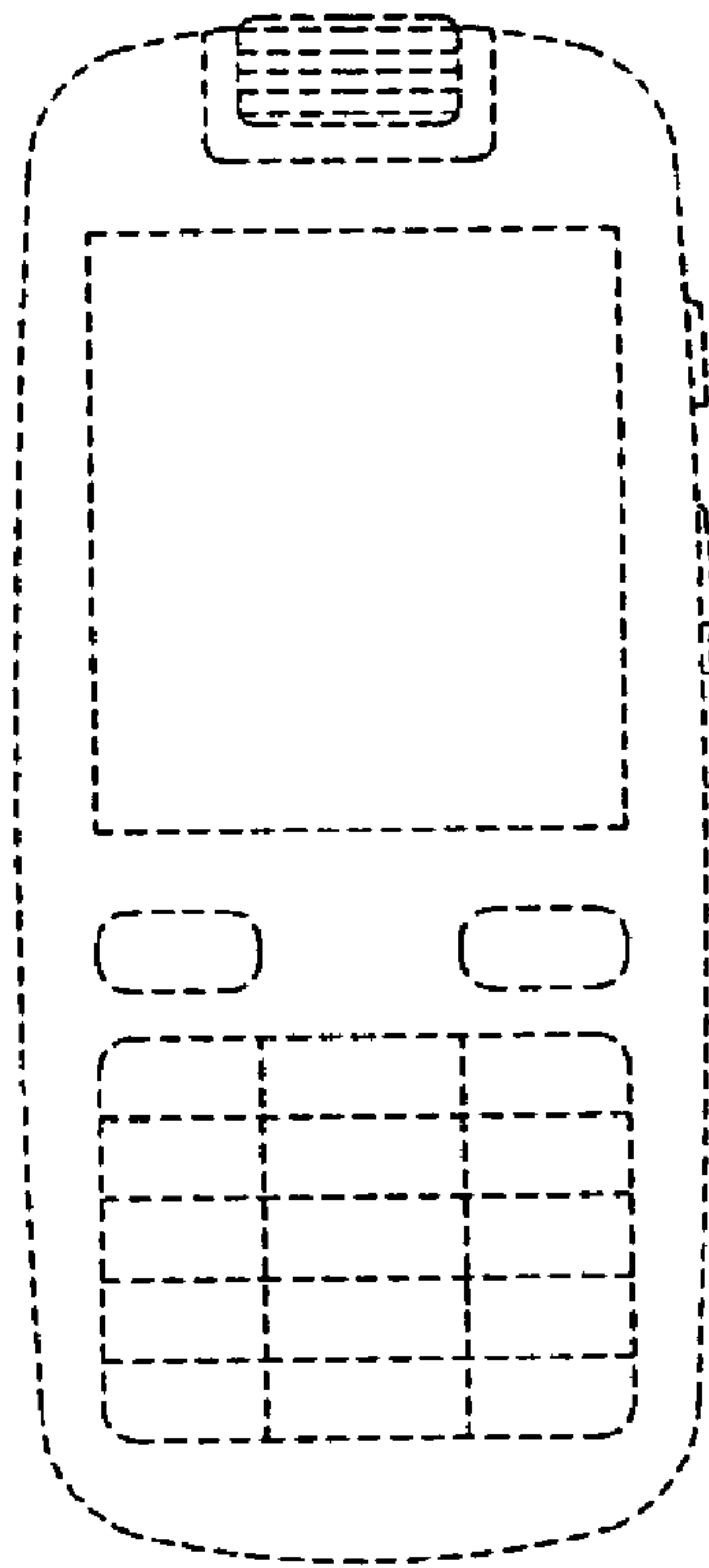


FIG.3

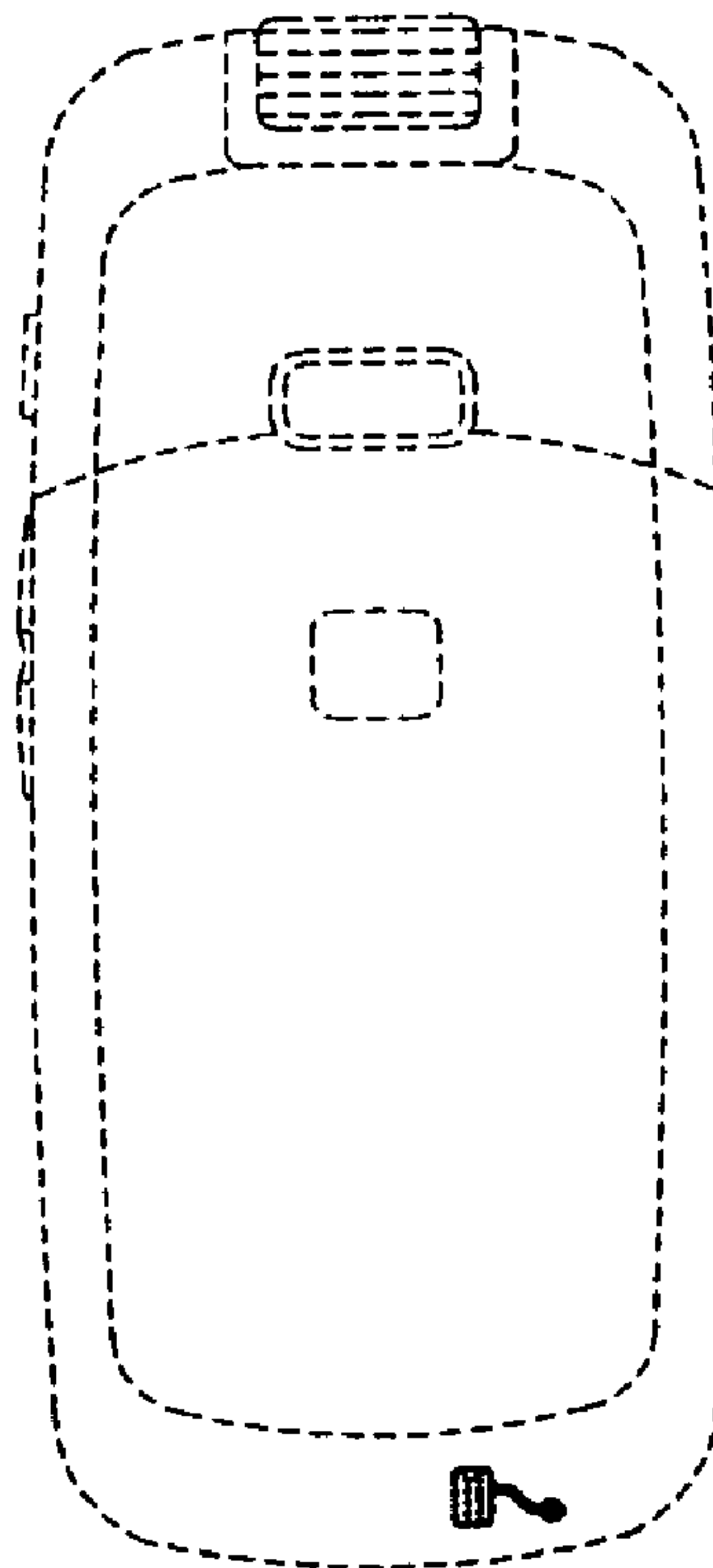


FIG.4




FIG.5

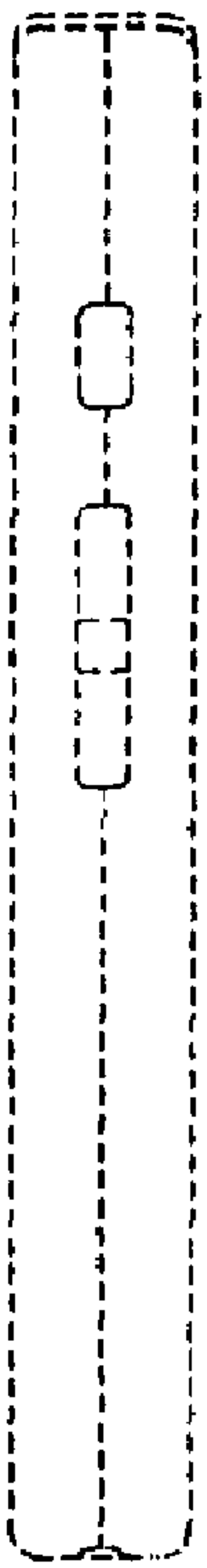


FIG.6



FIG.7




FIG. 8

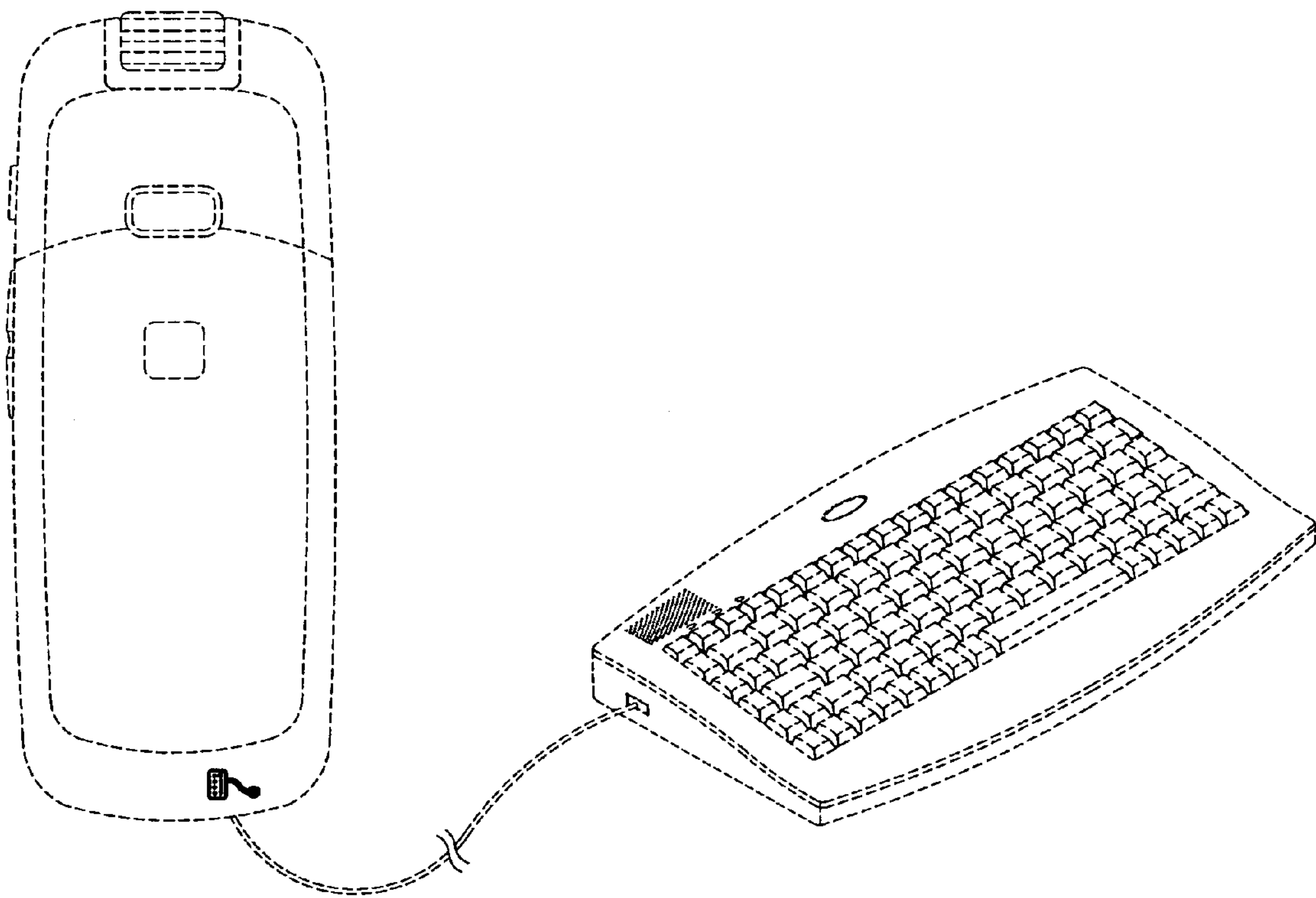


FIG. 9

