



US00D571368S

(12) **United States Design Patent**
Salter

(10) **Patent No.:** **US D571,368 S**
(45) **Date of Patent:** **** Jun. 17, 2008**

(54) **GAMEPAD CONTROLLER**

(75) Inventor: **Simon Salter**, Edinburgh (GB)

(73) Assignee: **Guillemot Corporation S.A.**, La Gacilly, Cedex (FR)

(**) Term: **14 Years**

(21) Appl. No.: **29/286,387**

(22) Filed: **May 3, 2007**

(51) **LOC (8) Cl.** **14-02**

(52) **U.S. Cl.** **D14/401; D21/333**

(58) **Field of Classification Search** D14/217,
D14/218, 356, 388, 399-401, 412-416, 432,
D14/434, 454-457, 496; D21/324, 332,
D21/333; 463/1, 30, 36-38, 46, 47; 345/156-161,
345/905

See application file for complete search history.

(56) **References Cited**

U.S. PATENT DOCUMENTS

- D409,692 S * 5/1999 DeAngelis et al. D21/566
- D415,752 S * 10/1999 Tyler et al. D14/401
- D417,664 S * 12/1999 Goto D14/401
- D424,047 S * 5/2000 Chan D14/401

- D435,542 S * 12/2000 Onoda et al. D14/218
- D442,960 S * 5/2001 Brulotte et al. D14/415
- D469,436 S * 1/2003 Hussaini et al. D14/401
- D491,183 S * 6/2004 Swan et al. D14/401

* cited by examiner

Primary Examiner—Stella M. Reid

Assistant Examiner—Keli L Acker

(74) *Attorney, Agent, or Firm*—Blakely, Sokoloff, Taylor & Zafman, LLP

(57) **CLAIM**

The ornamental design for gamepad controller, as shown.

DESCRIPTION

FIG. 1 is an elevated perspective view of a gamepad controller, embodying my new design;

FIG. 2 is a top plan view thereof;

FIG. 3 is a bottom plan view thereof;

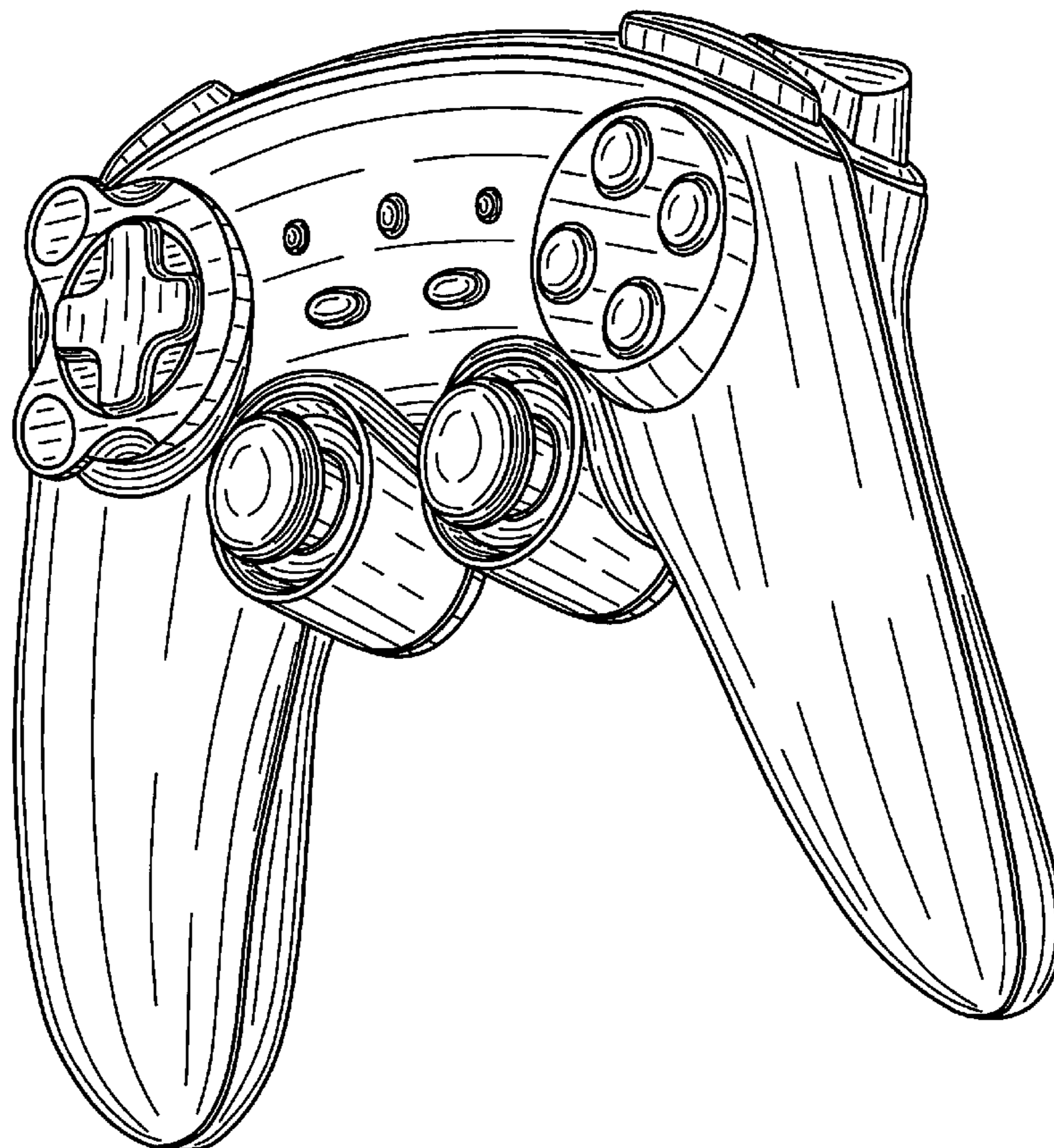
FIG. 4 is a front view thereof;

FIG. 5 is a rear view thereof;

FIG. 6 is a left side view thereof; and,

FIG. 7 is a right side view thereof.

1 Claim, 7 Drawing Sheets






FIG. 1




FIG. 2

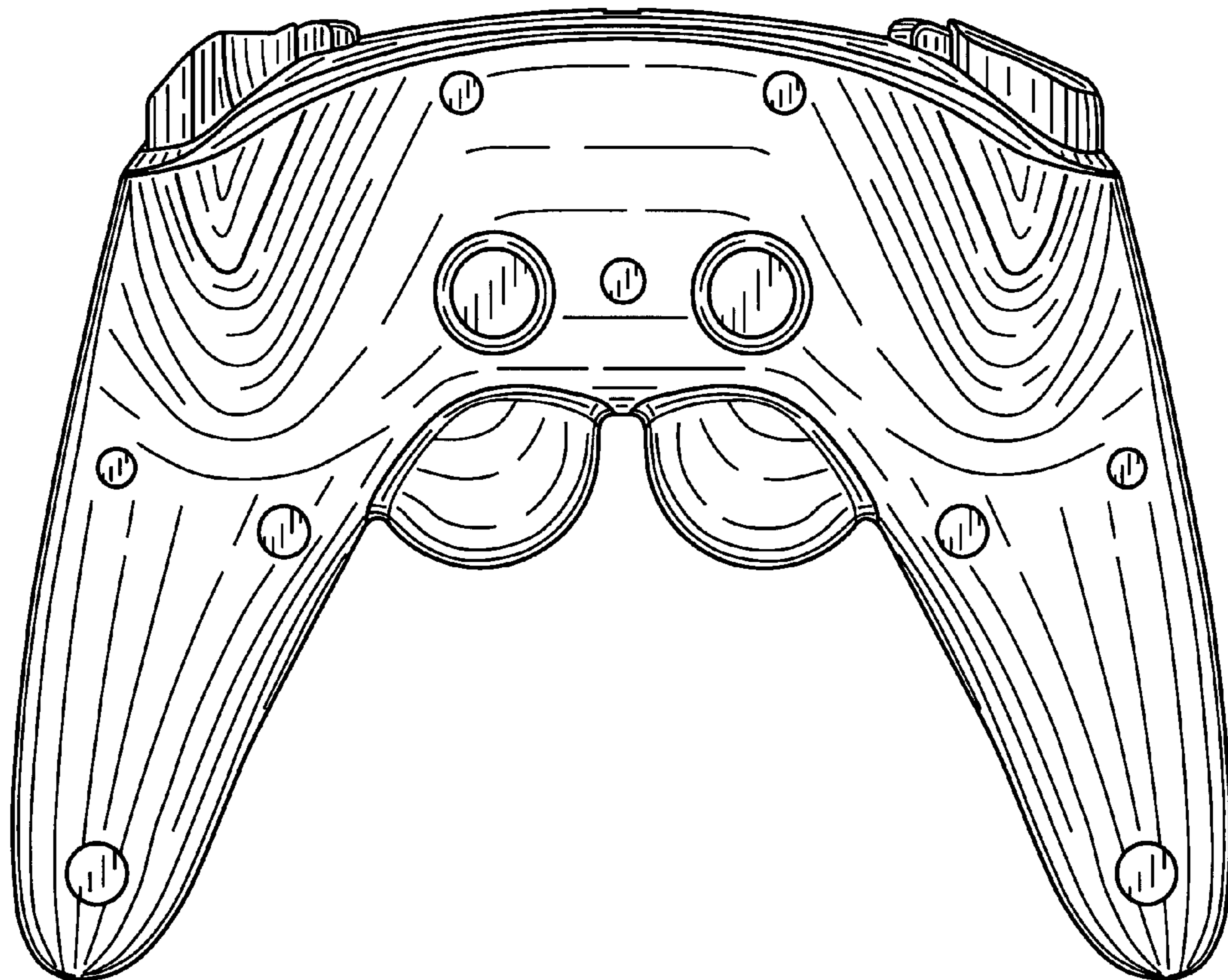


FIG. 3

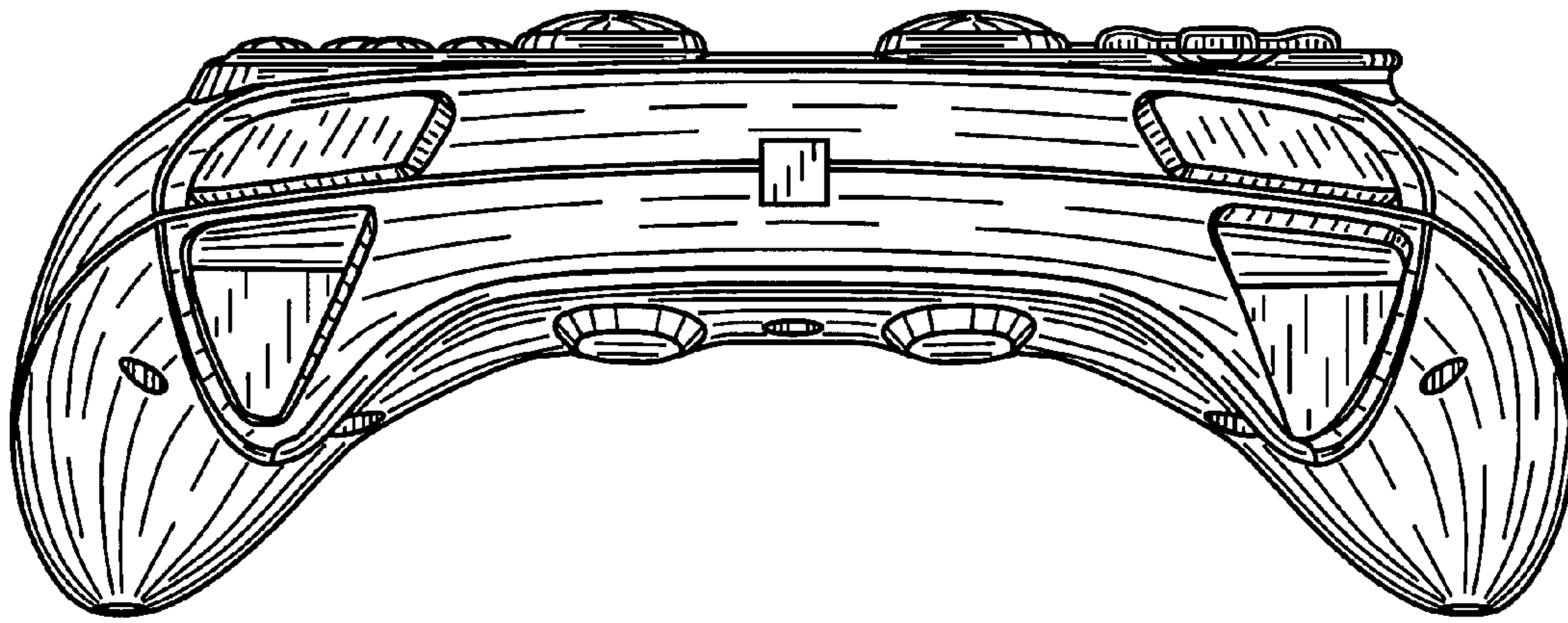


FIG. 4

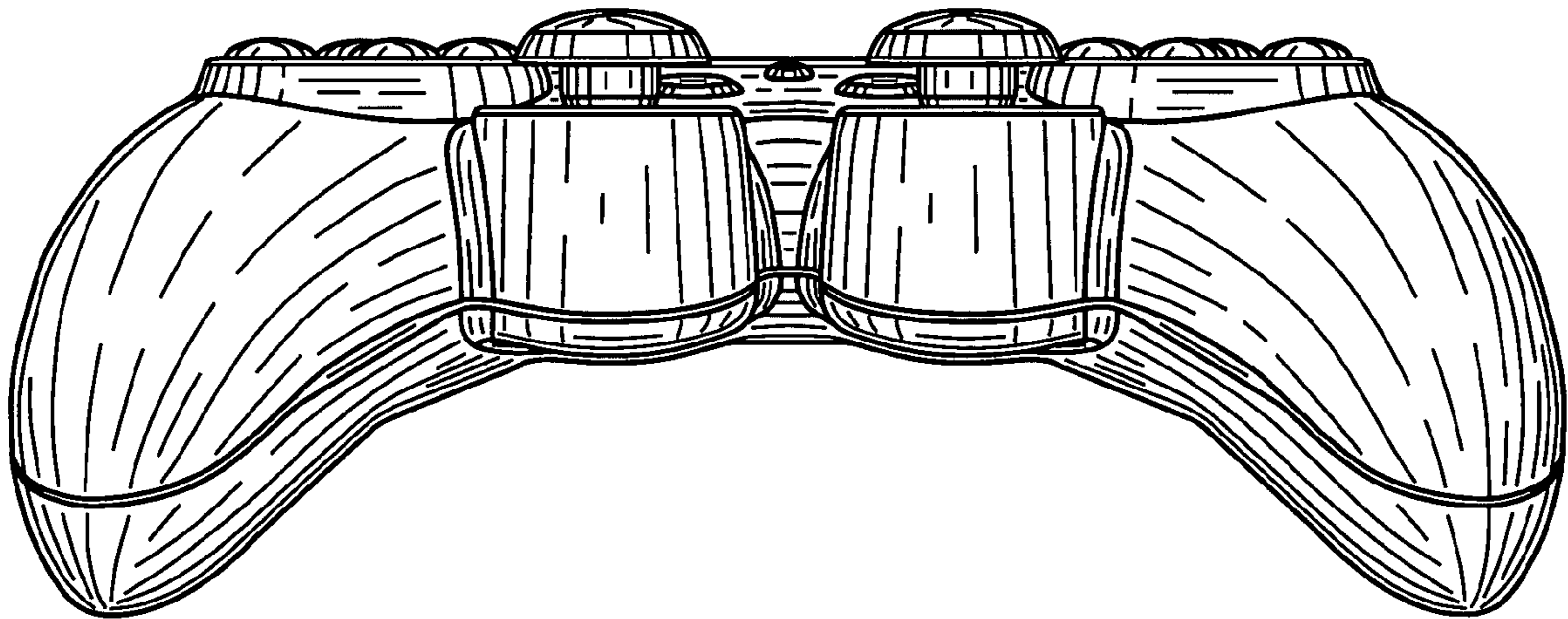


FIG. 5

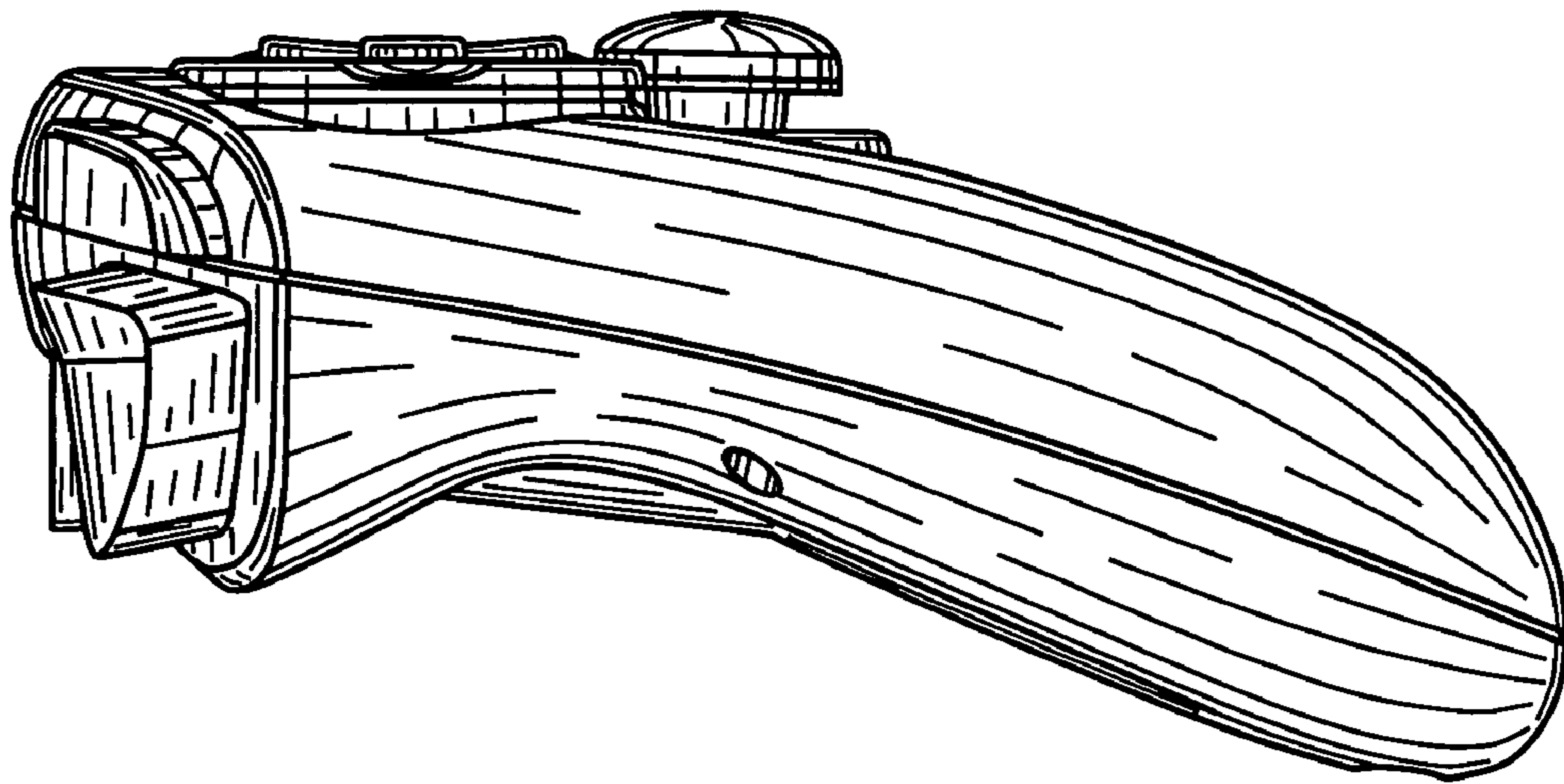


FIG. 6




FIG. 7