

US00D571354S

(12) **United States Design Patent**  
**Ng**

(10) **Patent No.:** **US D571,354 S**  
(45) **Date of Patent:** **\*\* Jun. 17, 2008**

(54) **HEADPHONE**

(75) Inventor: **Charis Hui Yee Ng**, Kowloon (HK)

(73) Assignee: **Koninklijke Philips Electronics N.V.**,  
Eindhoven (NL)

(\*\*) Term: **14 Years**

(21) Appl. No.: **29/281,001**

(22) Filed: **Jun. 13, 2007**

(51) **LOC (8) Cl.** ..... **14-01**

(52) **U.S. Cl.** ..... **D14/205**

(58) **Field of Classification Search** ..... D14/192,  
D14/205, 206, 223, 249; 2/209; D29/112;  
24/3.1; 181/129-130, 137, 18; 379/430,  
379/444; 381/309, 370, 374, 376, 383  
See application file for complete search history.

(56) **References Cited**

**U.S. PATENT DOCUMENTS**

3,104,398 A \* 9/1963 Palmaer ..... 2/209  
4,472,607 A \* 9/1984 Houng ..... 181/18

4,689,822 A \* 8/1987 Houng ..... 381/379  
D394,062 S \* 5/1998 Chun ..... D14/192  
6,449,806 B1 \* 9/2002 Engelhard et al. .... 24/3.1  
6,611,963 B2 \* 9/2003 Woo et al. .... 2/209  
D484,485 S \* 12/2003 Matsuoka ..... D14/205  
D541,255 S \* 4/2007 Taylor et al. .... D14/205

\* cited by examiner

*Primary Examiner*—Paula A. Greene

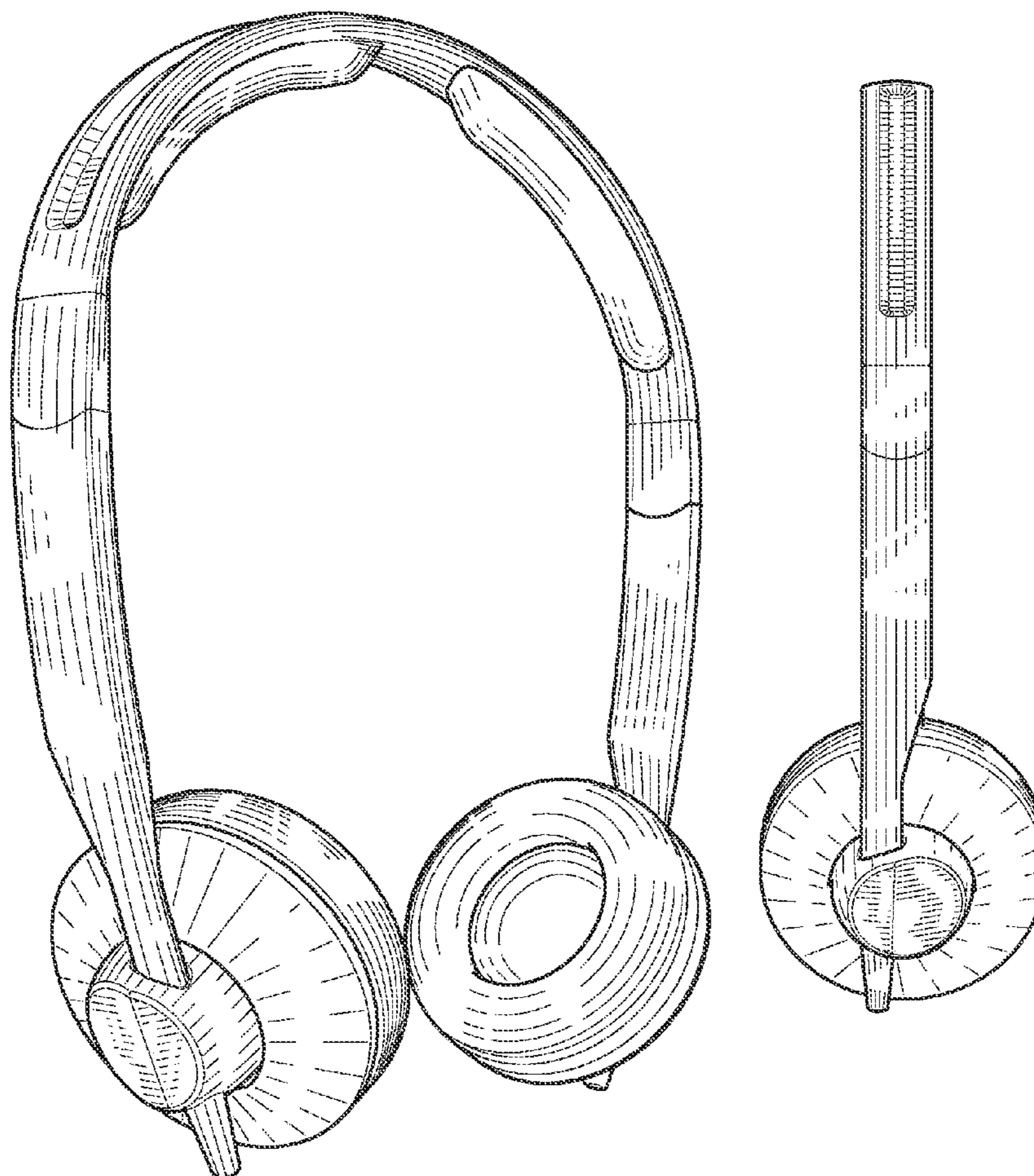
(57) **CLAIM**

The ornamental design for a headphone, as shown.

**DESCRIPTION**

FIG. 1 is a perspective view showing my design;  
FIG. 2 is a front elevational view thereof;  
FIG. 3 is a rear elevational view thereof;  
FIG. 4 is a right side elevational view thereof;  
FIG. 5 is a left side elevational view thereof;  
FIG. 6 is a top plan view thereof; and,  
FIG. 7 is a bottom plan view thereof.

**1 Claim, 5 Drawing Sheets**






FIG. 1




FIG. 2






FIG.3

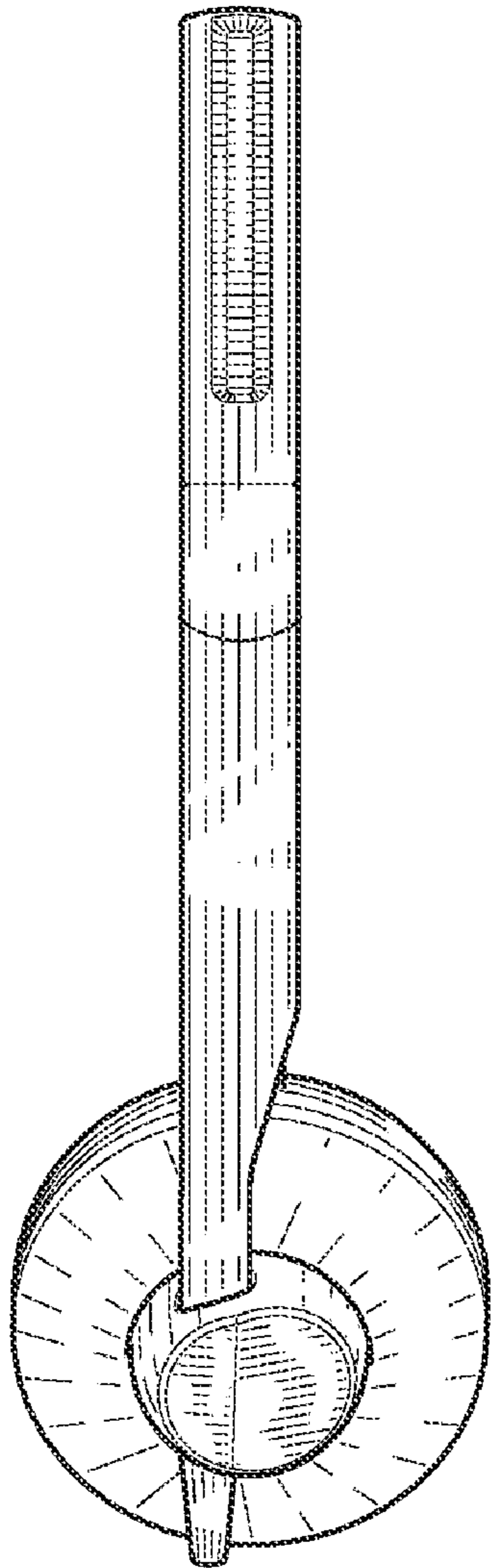


FIG. 4

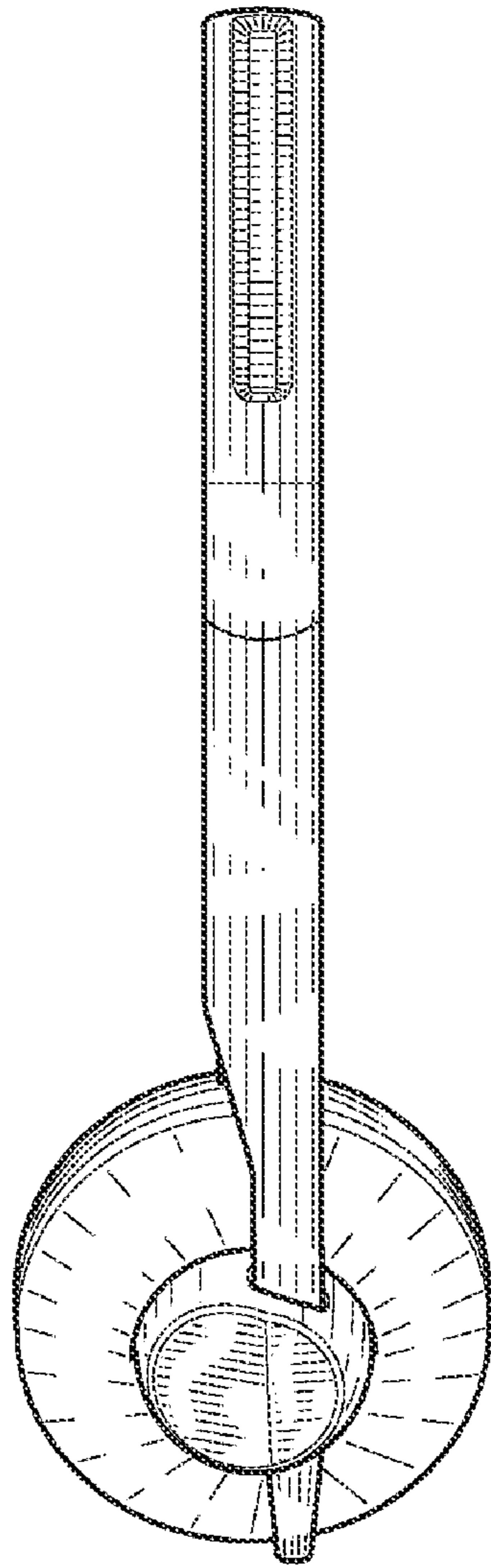


FIG. 5

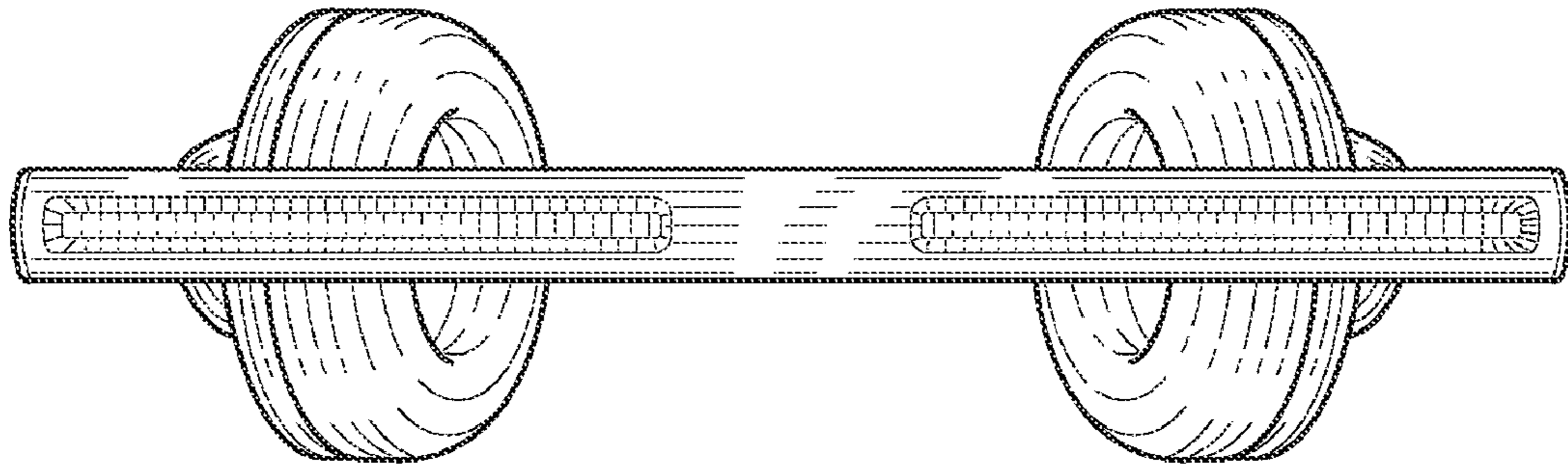


FIG. 6

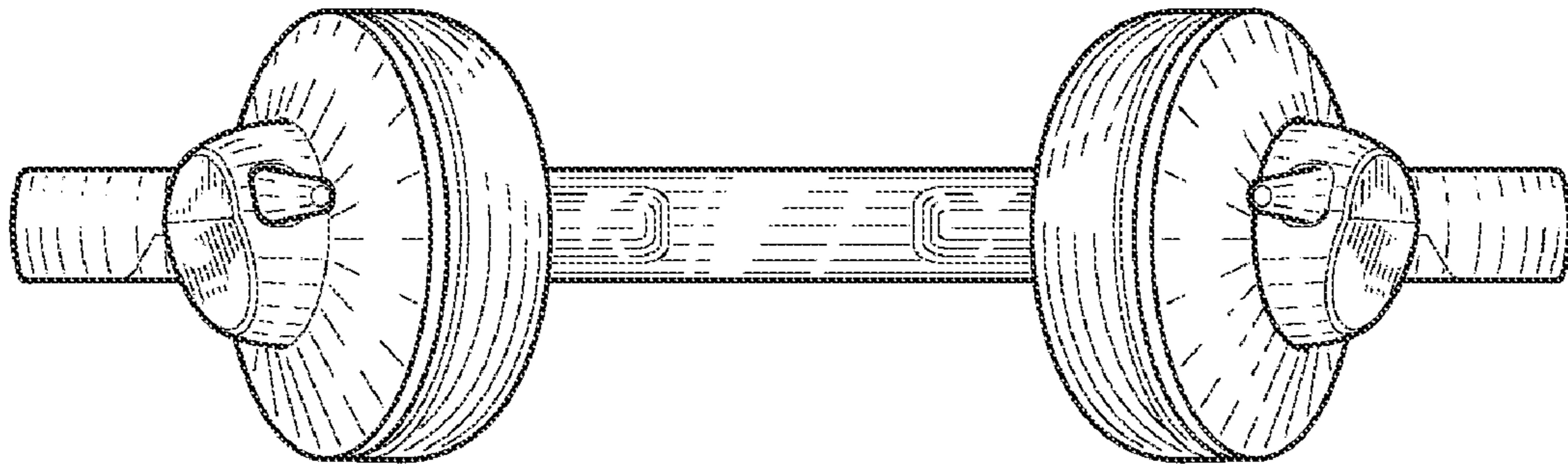


FIG. 7