



US00D571281S

(12) **United States Design Patent**  
**Murata et al.**

(10) **Patent No.:** **US D571,281 S**  
(45) **Date of Patent:** **\*\* Jun. 17, 2008**

(54) **TIRE FOR AUTOMOBILE**  
(75) Inventors: **Takehiko Murata**, Hyogo (JP);  
**Susumu Tanaka**, Hyogo-ken (JP)  
(73) Assignee: **The Goodyear Tire & Rubber**  
**Company**, Akron, OH (US)  
(\*\*) Term: **14 Years**

D524,232 S	7/2006	Heinen et al. ....	D12/521
D524,233 S	7/2006	Marazzi et al. ....	D12/521
D524,234 S	7/2006	Schmalix et al. ....	D12/521
D524,235 S	7/2006	Marazzi et al. ....	D12/523
D524,236 S	7/2006	Marazzi et al. ....	D12/524
D524,722 S *	7/2006	Dumigan .....	D12/517
D531,108 S	10/2006	Marazzi et al. ....	D12/523
D547,716 S *	7/2007	Ochi .....	D12/518
D561,682 S *	2/2008	Ohki .....	D12/519

\* cited by examiner

*Primary Examiner*—Stacia Cadmus

(74) *Attorney, Agent, or Firm*—Richard B. O’Planick

(21) Appl. No.: **29/293,472**  
(22) Filed: **Nov. 27, 2007**

(30) **Foreign Application Priority Data**

May 29, 2007 (JP) ..... 2007-014187

(51) **LOC (8) Cl.** ..... **12-15**  
(52) **U.S. Cl.** ..... **D12/519**  
(58) **Field of Classification Search** ..... D12/505–532,  
D12/900–901; 152/209.1, 209.8–209.13,  
152/209.28, 455  
See application file for complete search history.

(57) **CLAIM**

The ornamental design for a tire for automobile, as shown and described.

**DESCRIPTION**

FIG. 1 is a perspective view of a tire for automobile showing our new design, it being understood that the pattern repeats uniformly throughout the circumference of the tread;

FIG. 2 is a front elevational view thereof;

FIG. 3 is a right side elevational view thereof;

FIG. 4 is a left side elevational view thereof; and,

FIG. 5 is an enlarged fragmentary front elevational view thereof.

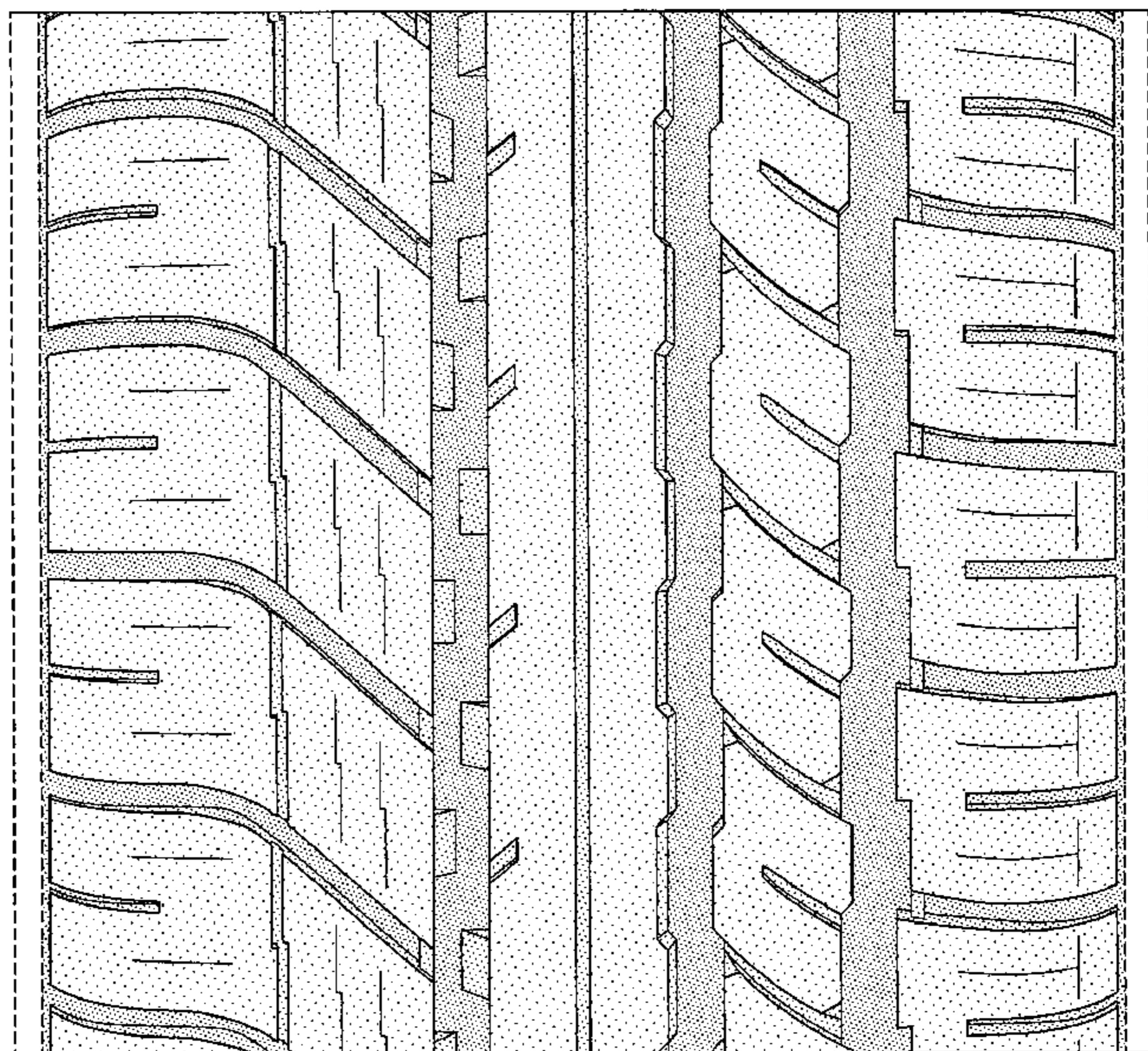
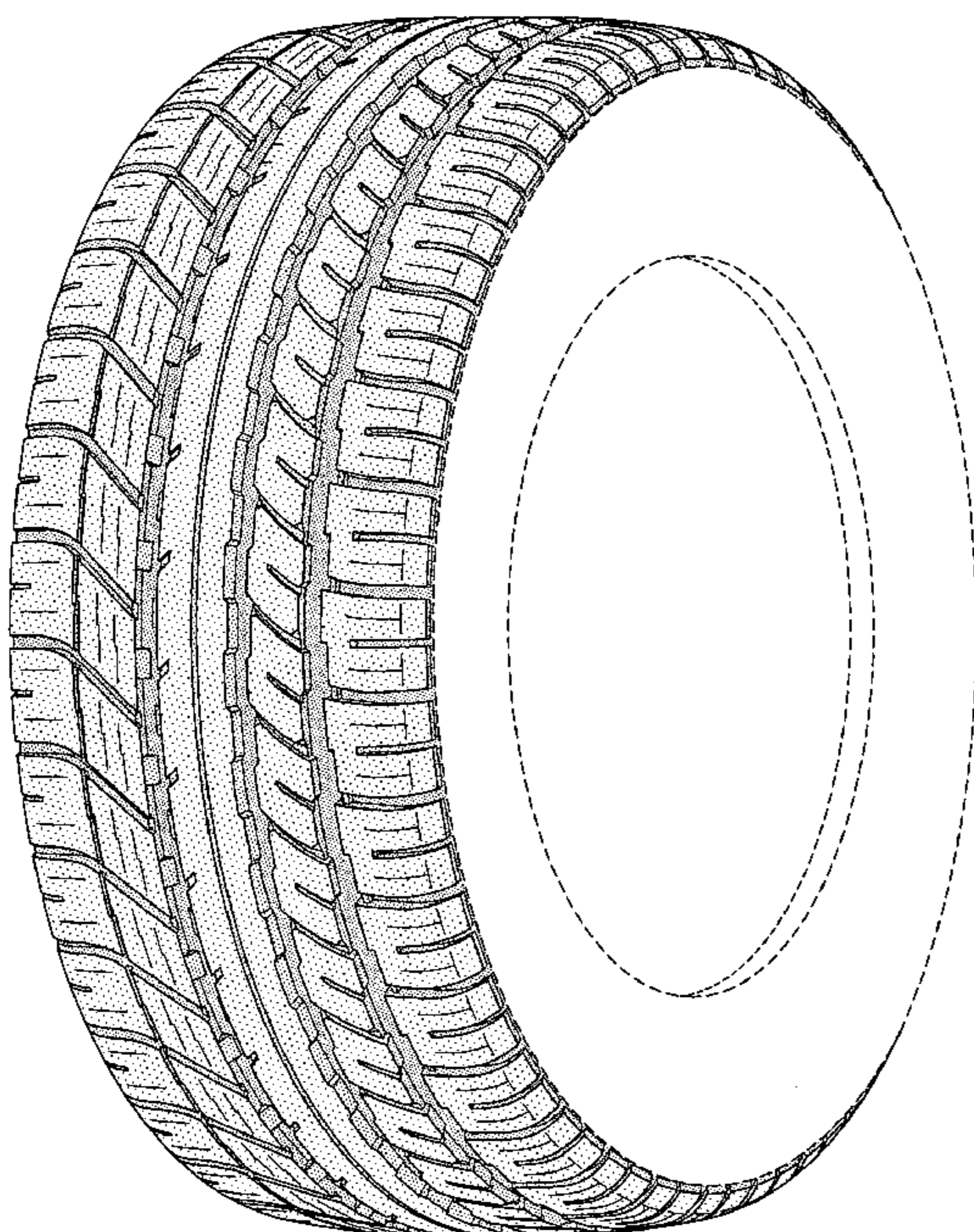
In the drawings the broken lines defining the sidewall, inner bead and the peripheral boundary between the tire tread and the sidewall are for illustrative purposes only and form no part of the claimed design.

**1 Claim, 5 Drawing Sheets**

(56) **References Cited**

**U.S. PATENT DOCUMENTS**

D369,763 S *	5/1996	Saeki et al. ....	D12/518
D382,517 S *	8/1997	Scarpitti et al. ....	D12/517
D490,045 S	5/2004	Delu et al. ....	D12/519
D490,047 S	5/2004	Heinen et al. ....	D12/524
D490,048 S	5/2004	Heinen et al. ....	D12/524
D490,049 S	5/2004	Heinen et al. ....	D12/524
D512,013 S	11/2005	Delu et al. ....	D12/521
D522,442 S	6/2006	Shirouzu .....	D12/515
D524,231 S	7/2006	Marazzi et al. ....	D12/521



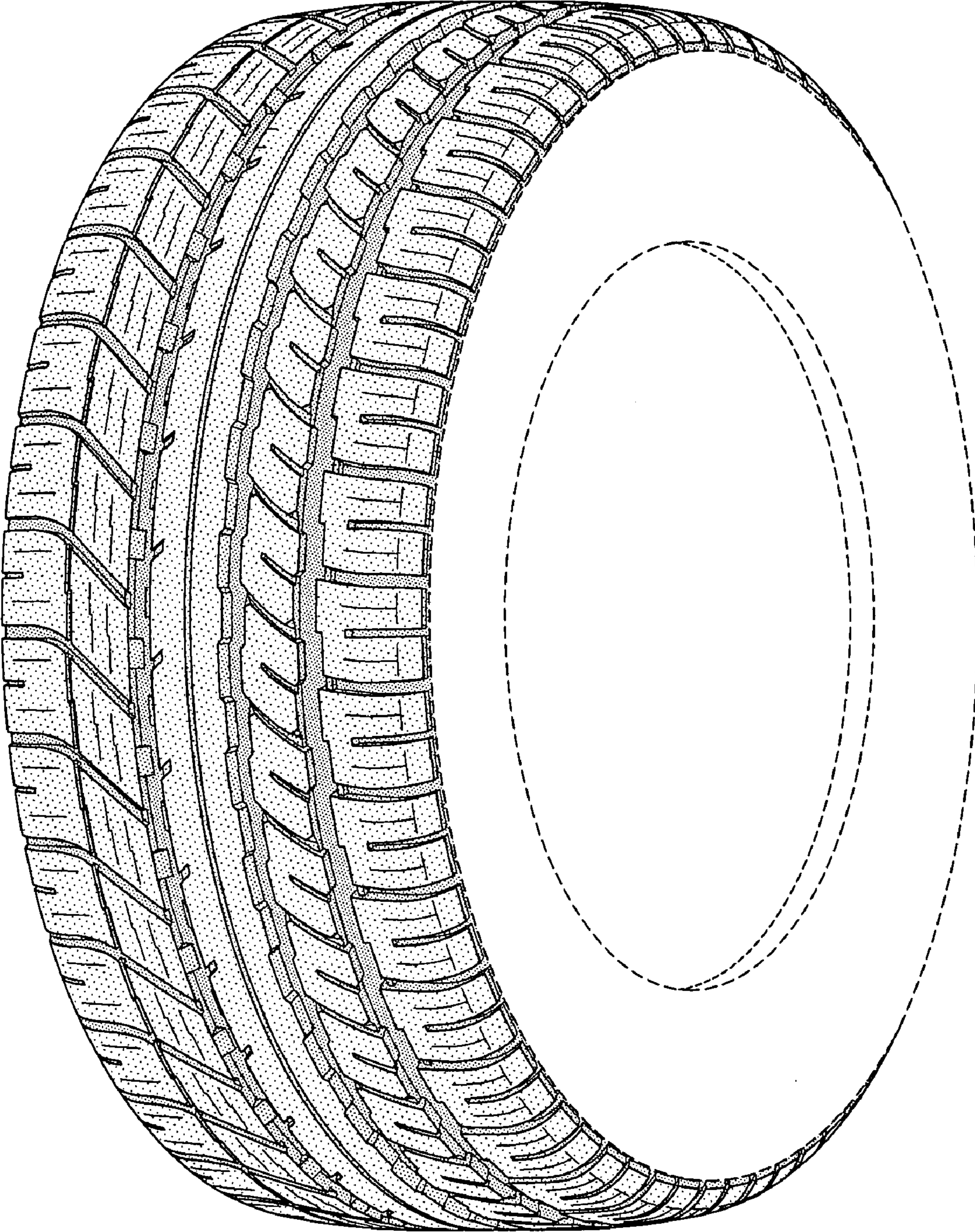


FIG-1

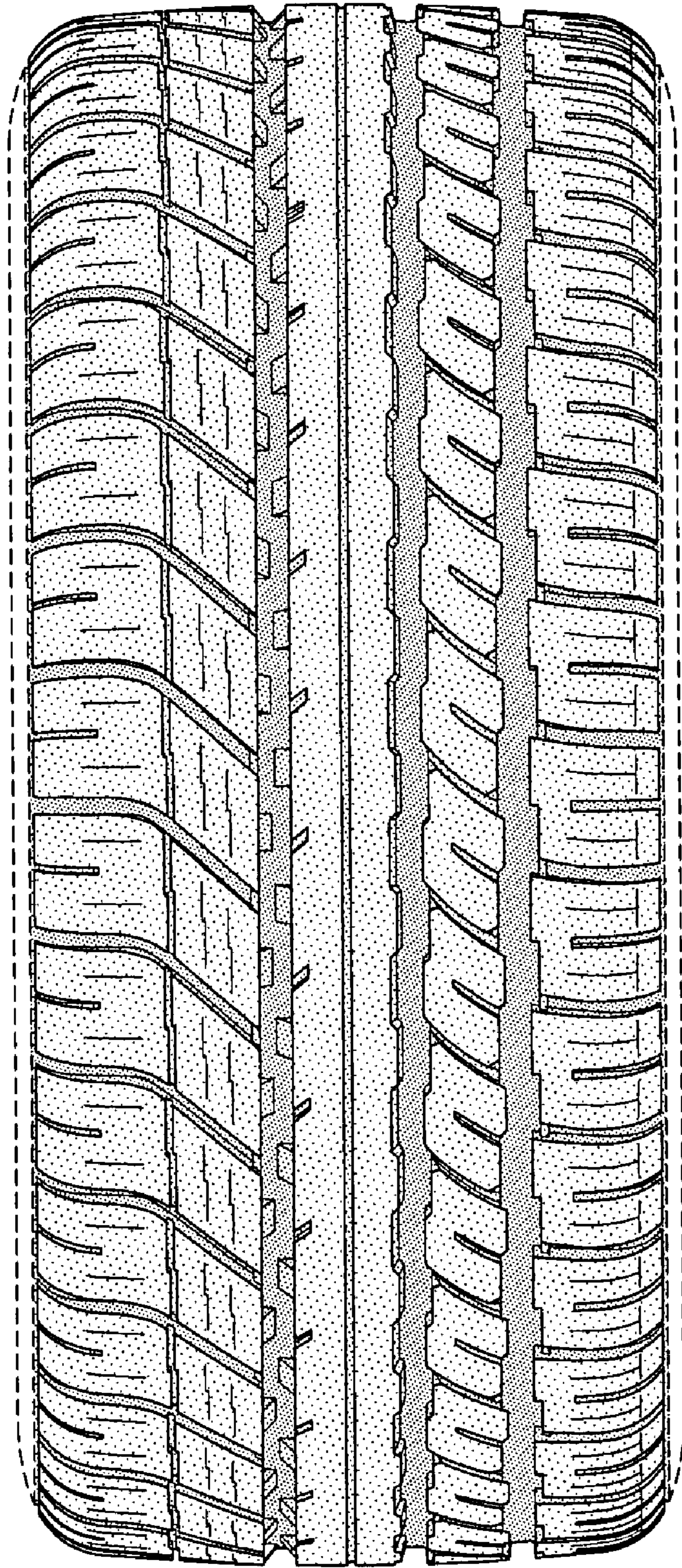


FIG-2

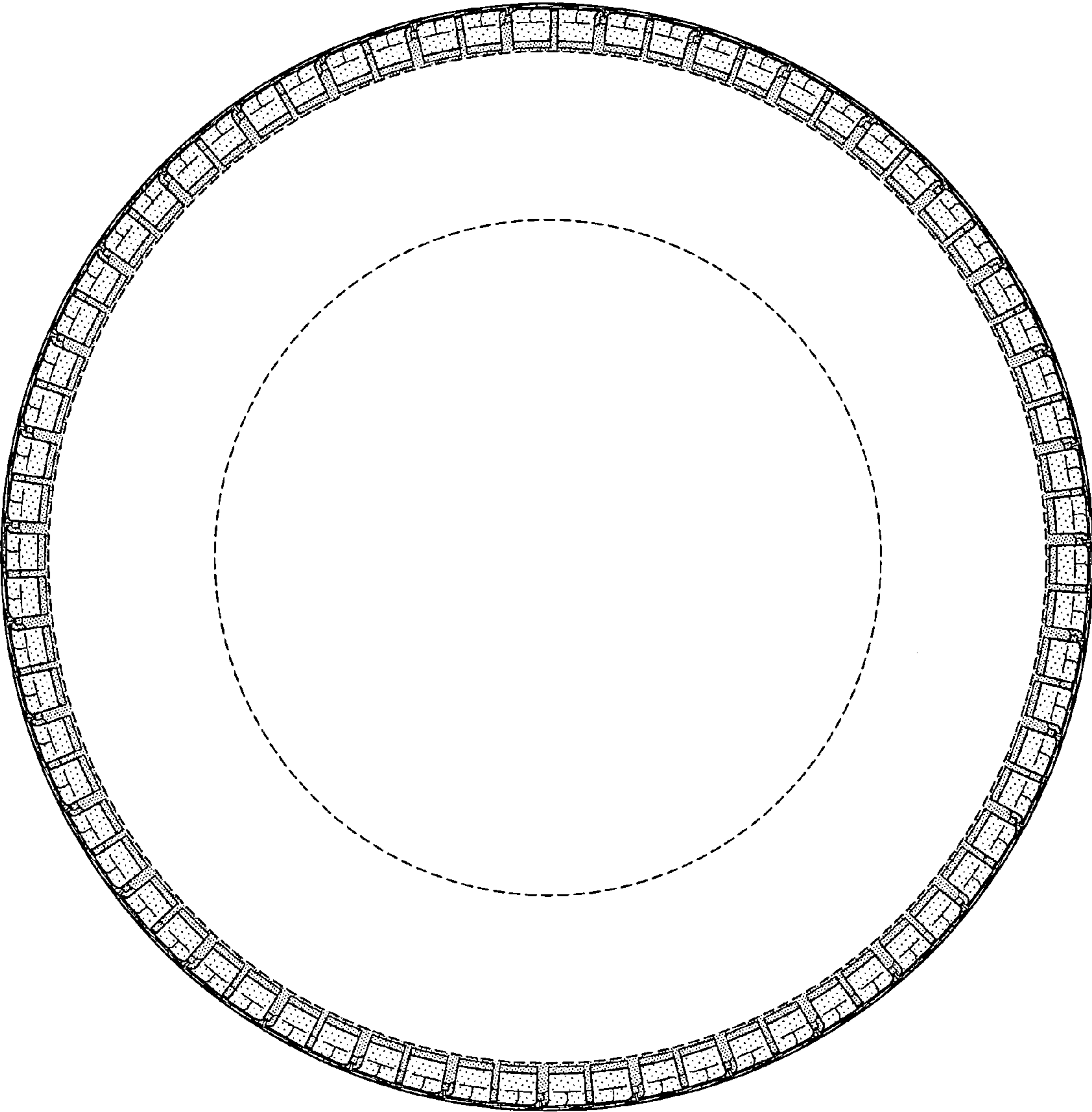


FIG-3

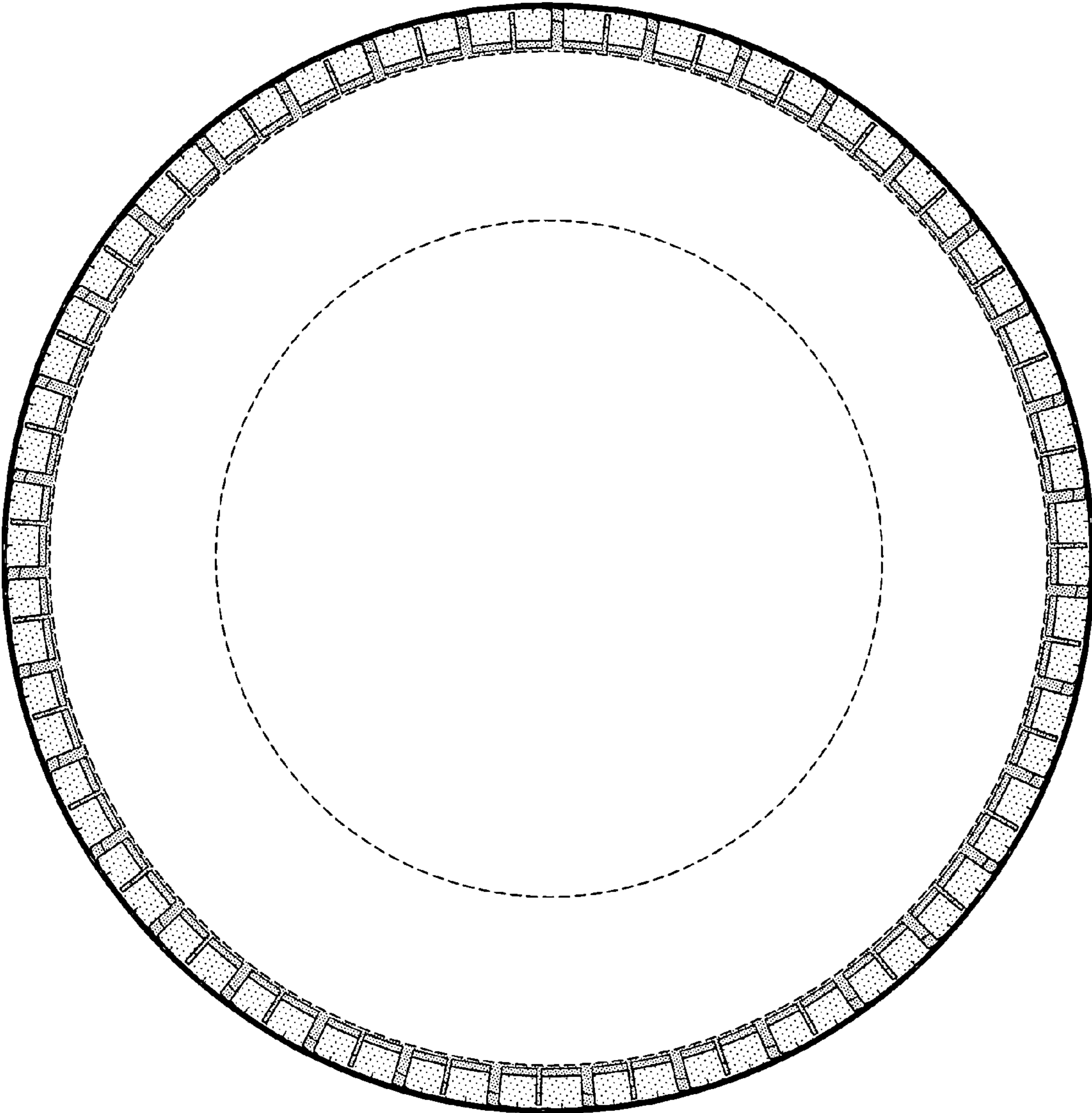


FIG-4

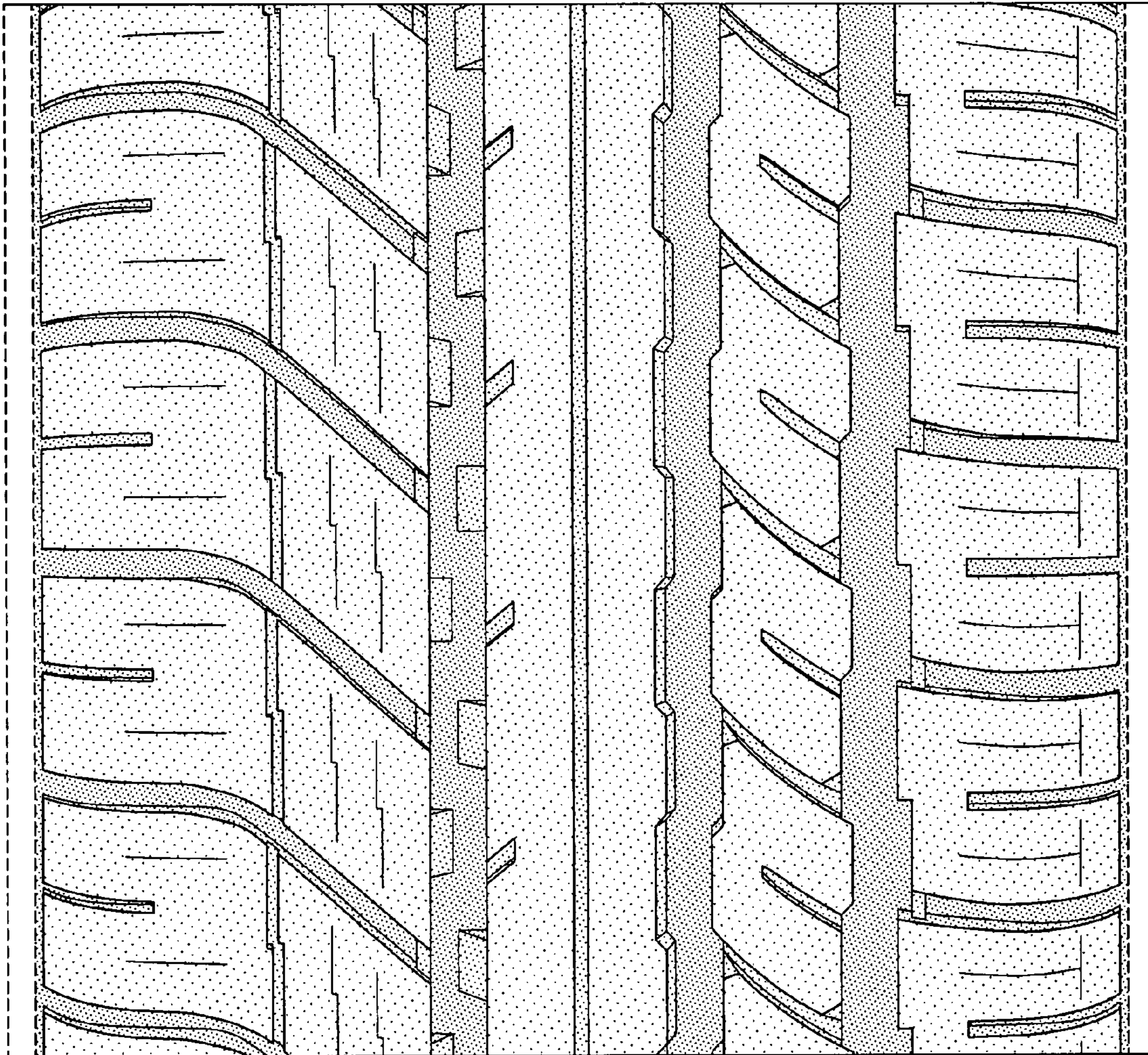


FIG-5