

US00D571272S

(12) **United States Design Patent**
Esaki et al.

(10) **Patent No.:** **US D571,272 S**
(45) **Date of Patent:** **** Jun. 17, 2008**

(54) **INSTRUMENT PANEL FOR AN
AUTOMOBILE**

D530,249 S * 10/2006 Norman et al. D12/192
D532,353 S * 11/2006 Honda et al. D12/192
D549,628 S * 8/2007 Esaki et al. D12/192
D558,110 S * 12/2007 Ozeki et al. D12/192

(75) Inventors: **Hideki Esaki**, Toyota (JP); **Masaaki
Yagi**, Toyota (JP); **Yoshinori
Sakakibara**, Kariya (JP)

OTHER PUBLICATIONS

(73) Assignee: **Toyota Jidosha Kabushiki Kaisha** (JP)

Seat, Altea, Geneva 2006 CD-ROM, Feb. 2006.
Seat, Leon, Geneva 2006 CD-ROM, Feb. 2006.

(**) Term: **14 Years**

* cited by examiner

(21) Appl. No.: **29/291,895**

Primary Examiner—Stacia Cadmus
(74) *Attorney, Agent, or Firm*—SAIDMAN DesignLaw
Group

(22) Filed: **Sep. 19, 2007**

(51) **LOC (8) Cl.** **12-16**

(57) **CLAIM**

(52) **U.S. Cl.** **D12/192**

The ornamental design for an instrument panel for an
automobile, as shown and described.

(58) **Field of Classification Search** D12/192,
D12/415; 180/190; 280/750-752; 296/190.01-190.09,
296/70; D15/17, 28; D10/46, 98, 102-103
See application file for complete search history.

DESCRIPTION

(56) **References Cited**

FIG. 1 is a perspective view of an instrument panel for an
automobile showing our new design;

U.S. PATENT DOCUMENTS

FIG. 2 is a front view thereof;

D423,434 S * 4/2000 Yano et al. D12/192
D449,263 S * 10/2001 Yamazaki et al. D12/192
D492,631 S * 7/2004 Pfeiffer et al. D12/192
D499,998 S * 12/2004 Tanaka et al. D12/192
D501,811 S * 2/2005 Fukuda et al. D12/192
D512,006 S * 11/2005 Sims D12/192
D512,357 S * 12/2005 Schuttera D12/192

FIG. 3 is a top view thereof;

FIG. 4 is a bottom view thereof;

FIG. 5 is a right-side view thereof; and,

FIG. 6 is a left-side view thereof.

1 Claim, 4 Drawing Sheets

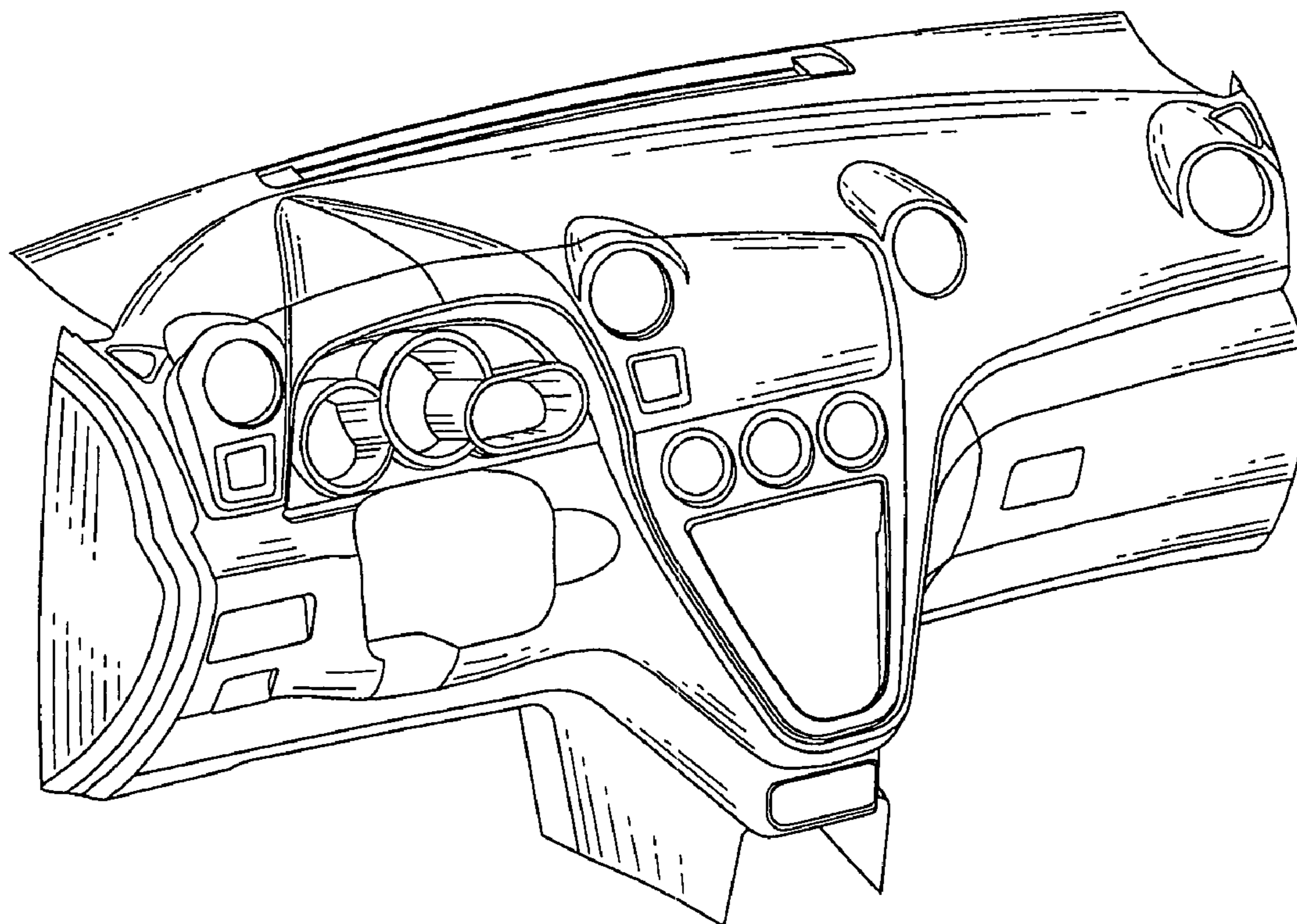


FIG. 1

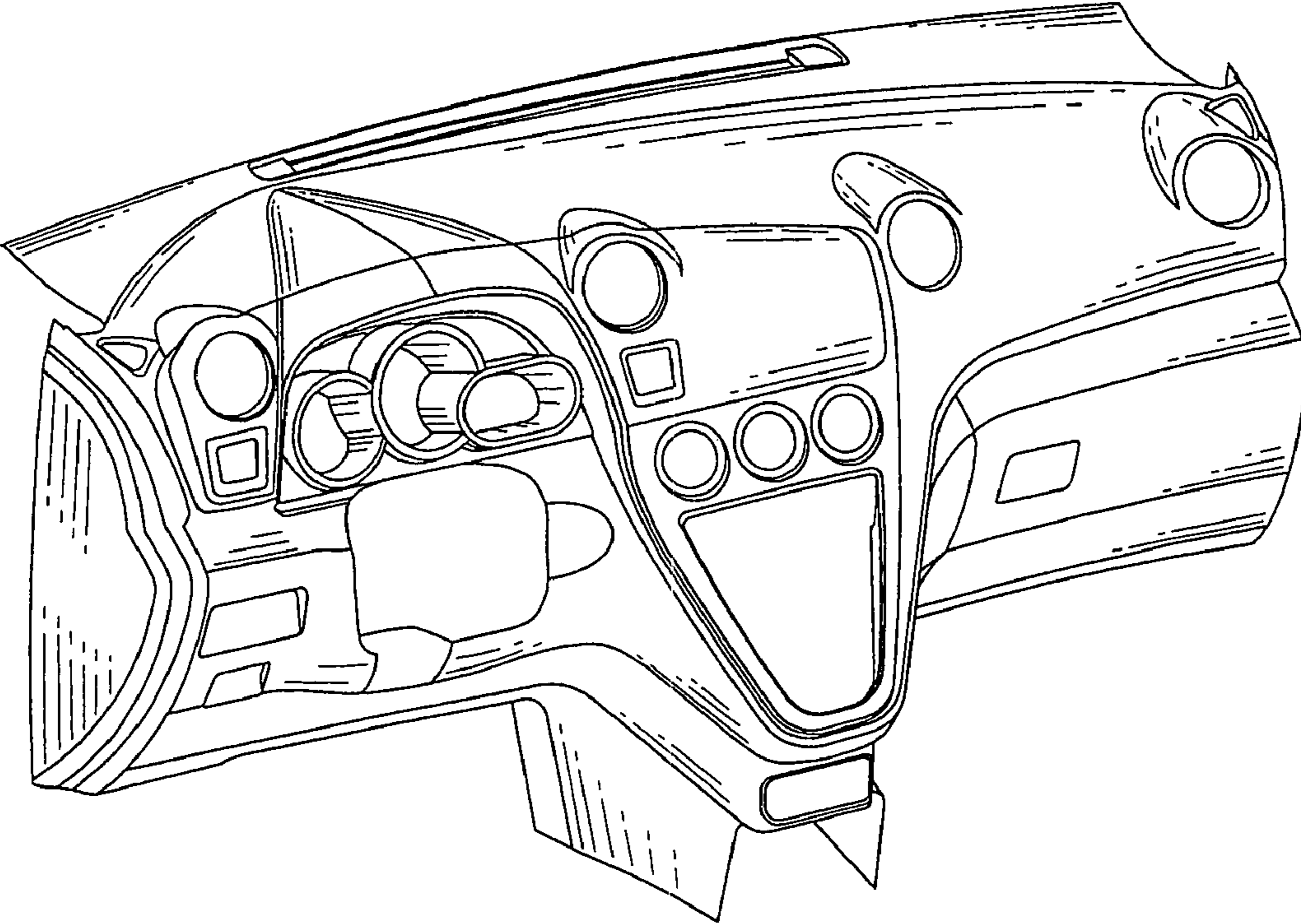


FIG. 2

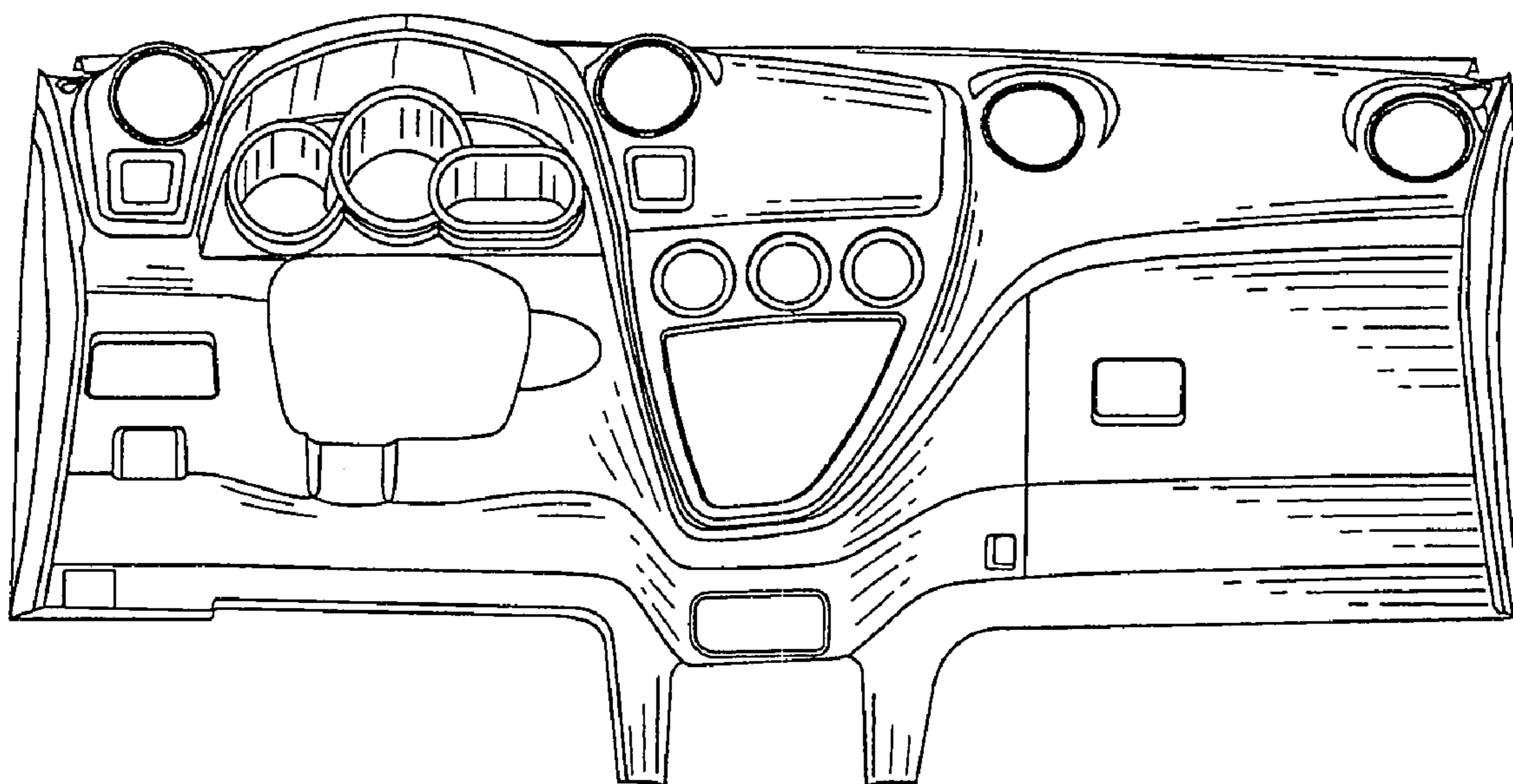


FIG. 3

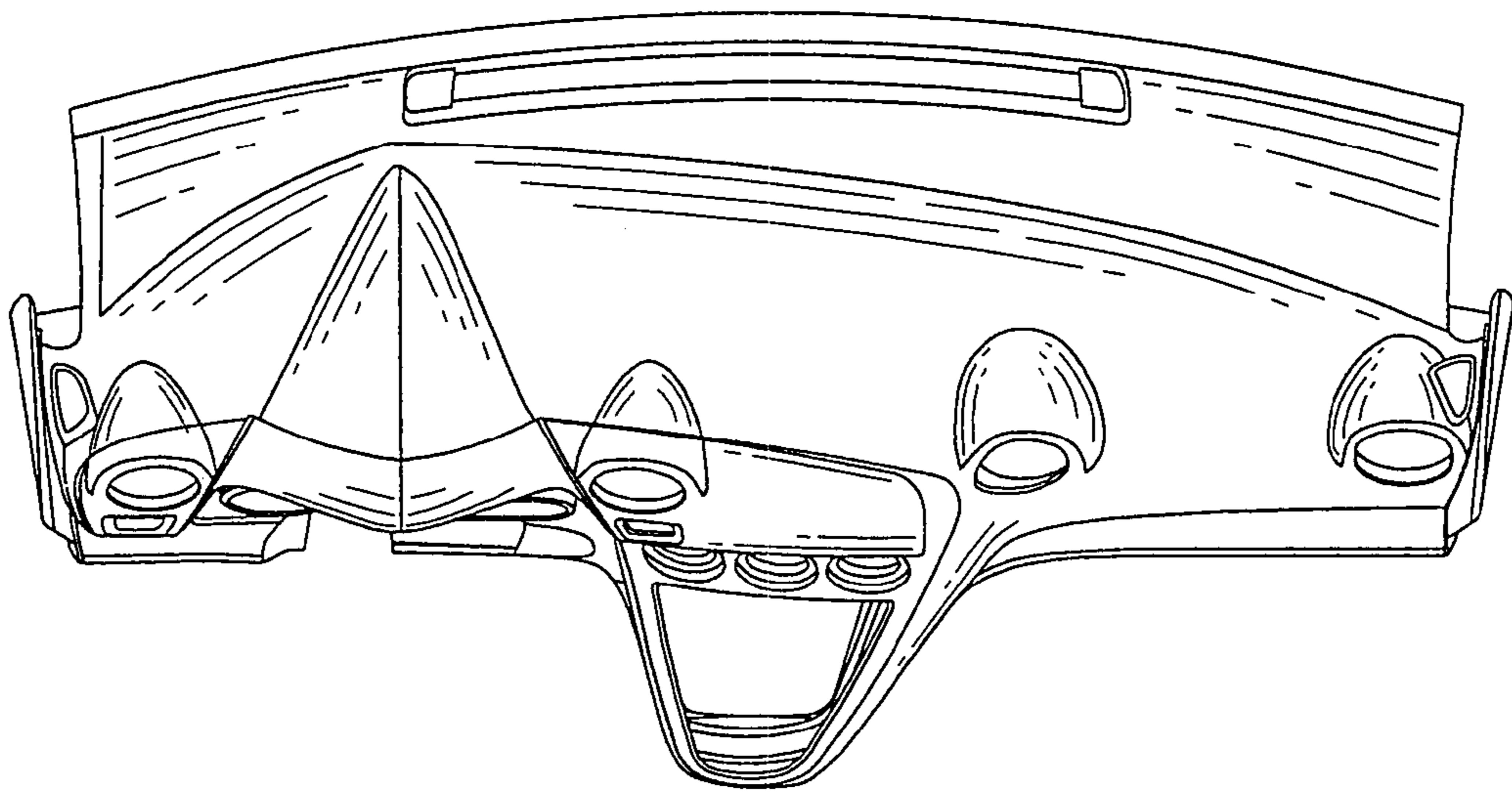


FIG. 4

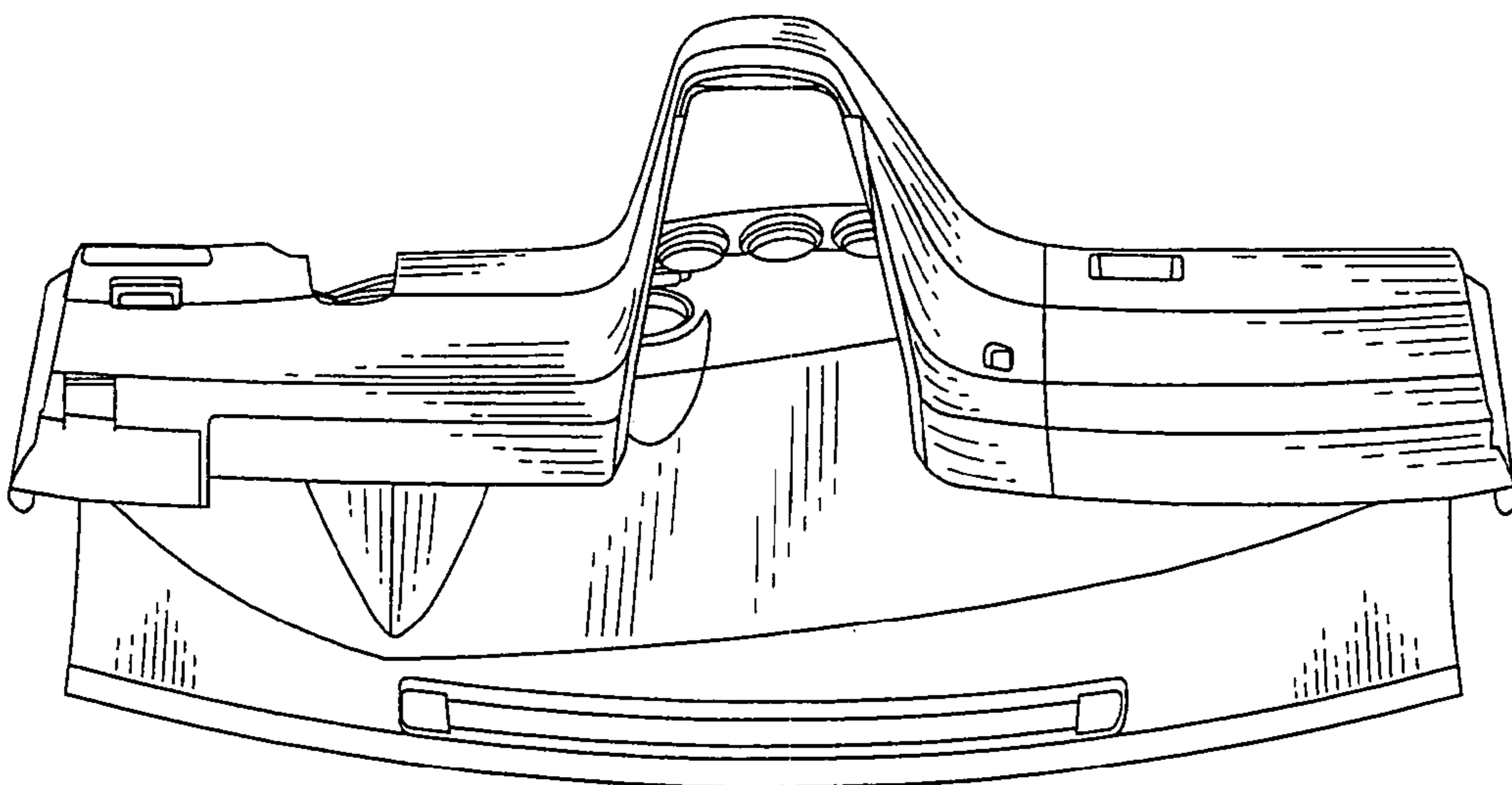


FIG. 5




FIG. 6

