

US00D571266S

(12) **United States Design Patent**  
**Hayashi et al.**

(10) **Patent No.:** **US D571,266 S**  
(45) **Date of Patent:** **\*\* Jun. 17, 2008**

(54) **FRONT BUMPER FOR AN AUTOMOBILE**

D557,185 S \* 12/2007 Janik et al. .... D12/169  
D559,745 S \* 1/2008 Hieke ..... D12/169

(75) Inventors: **Hideki Hayashi**, Toyota (JP);  
**Nobuyuki Tomatsu**, Toyota (JP)

**OTHER PUBLICATIONS**

(73) Assignee: **Toyota Jidosha Kabushiki Kaisha** (JP)

Toyota, RAV4, Brochure of RAV4, Feb. 2006, Toyota Jidosha Kabushiki Kaisha.

(\*\*) Term: **14 Years**

Toyota, Camry, Brochure of Camry, Jan. 2006, Toyota Jidosha Kabushiki Kaisha.

(21) Appl. No.: **29/281,121**

\* cited by examiner

(22) Filed: **Jun. 15, 2007**

*Primary Examiner*—Melody N. Brown

(51) **LOC (8) Cl.** ..... **12-16**

(52) **U.S. Cl.** ..... **D12/169**

(58) **Field of Classification Search** ..... D12/90–92,  
D12/86, 169, 196, 163; 296/193.1, 181.1;  
293/102, 113, 115, 117, 120

(74) *Attorney, Agent, or Firm*—SAIDMAN DesignLaw Group

See application file for complete search history.

(57) **CLAIM**

The ornamental design for a front bumper for an automobile, as shown and described.

(56) **References Cited**

**DESCRIPTION**

**U.S. PATENT DOCUMENTS**

- D492,227 S \* 6/2004 Suzuki et al. .... D12/169
- D493,126 S \* 7/2004 Suzuki et al. .... D12/169
- D497,125 S \* 10/2004 Pfeiffer et al. .... D12/169
- D498,443 S \* 11/2004 Koyama et al. .... D12/169
- D503,133 S \* 3/2005 Pfeiffer et al. .... D12/169
- D504,641 S \* 5/2005 Nakajima ..... D12/169
- D504,851 S \* 5/2005 Hosoda et al. .... D12/169
- D537,021 S \* 2/2007 Pfeiffer ..... D12/169
- D550,129 S \* 9/2007 Koizumi et al. .... D12/169
- D550,594 S \* 9/2007 Pfeiffer ..... D12/169
- D556,652 S \* 12/2007 Leclercq et al. .... D12/169

FIG. 1 is a front, top and side perspective view of a front bumper for an automobile showing our new design;

FIG. 2 is a front view thereof;

FIG. 3 is a front, bottom and side perspective view thereof;


FIG. 4 is a top view thereof;

FIG. 5 is a bottom view thereof;

FIG. 6 is a right-side view thereof; and,

FIG. 7 is a left-side view thereof.

**1 Claim, 2 Drawing Sheets**



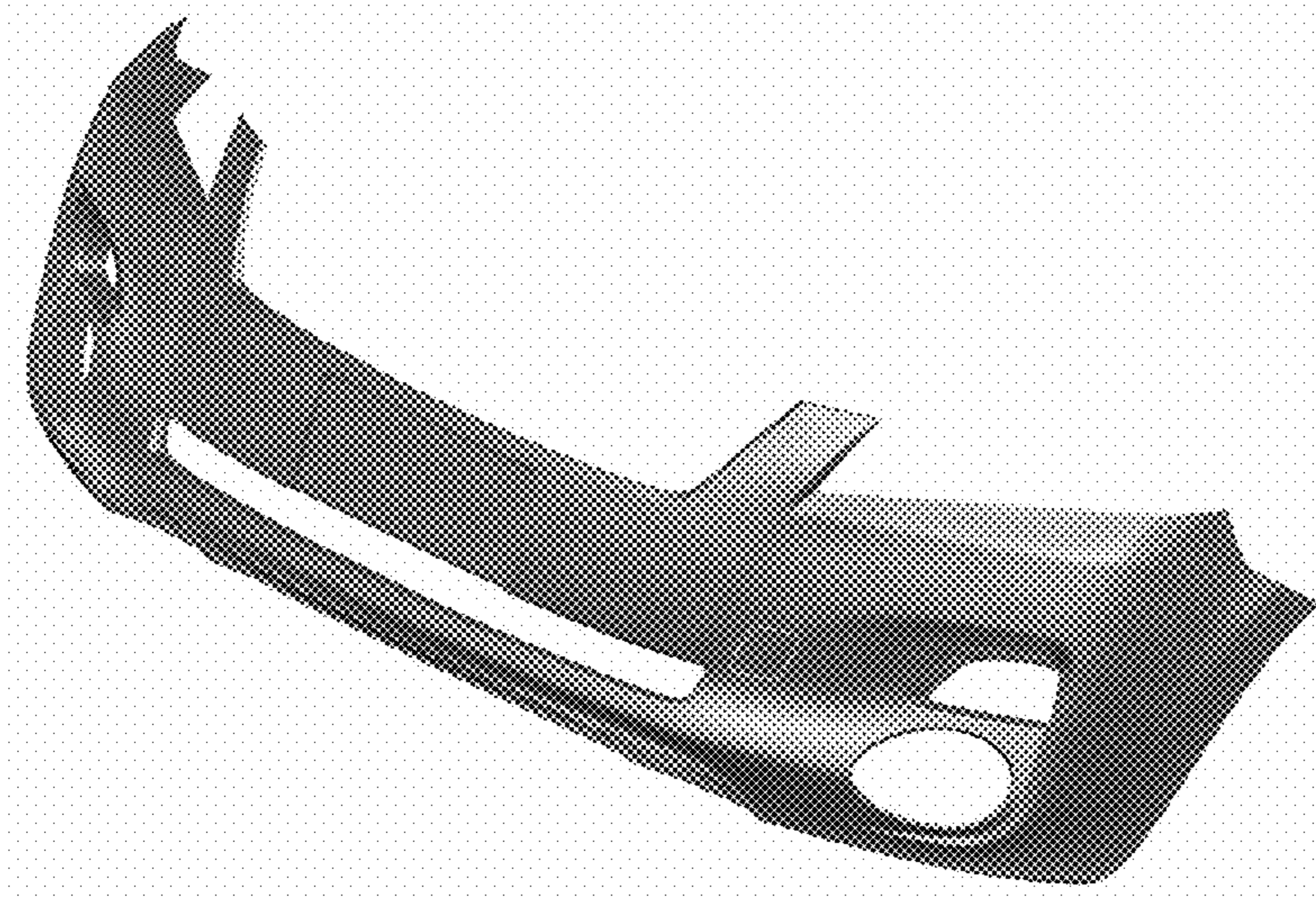


FIG. 1




FIG. 2




FIG. 3

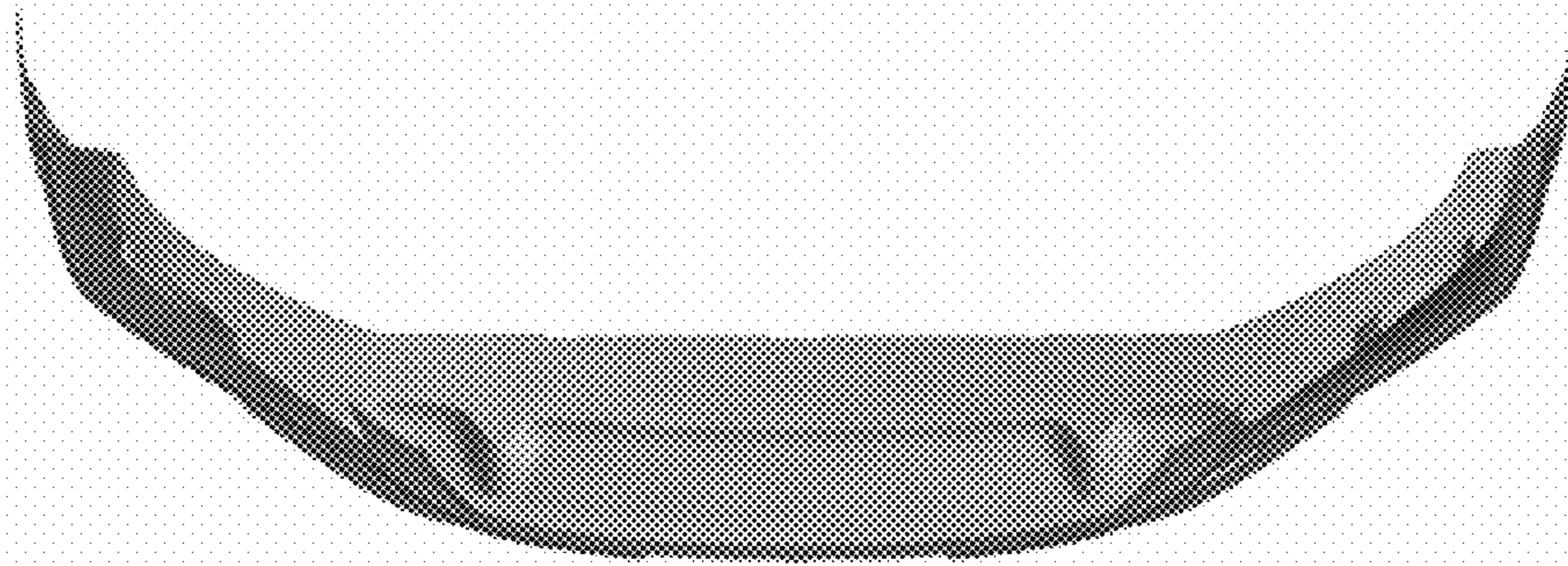


FIG. 4

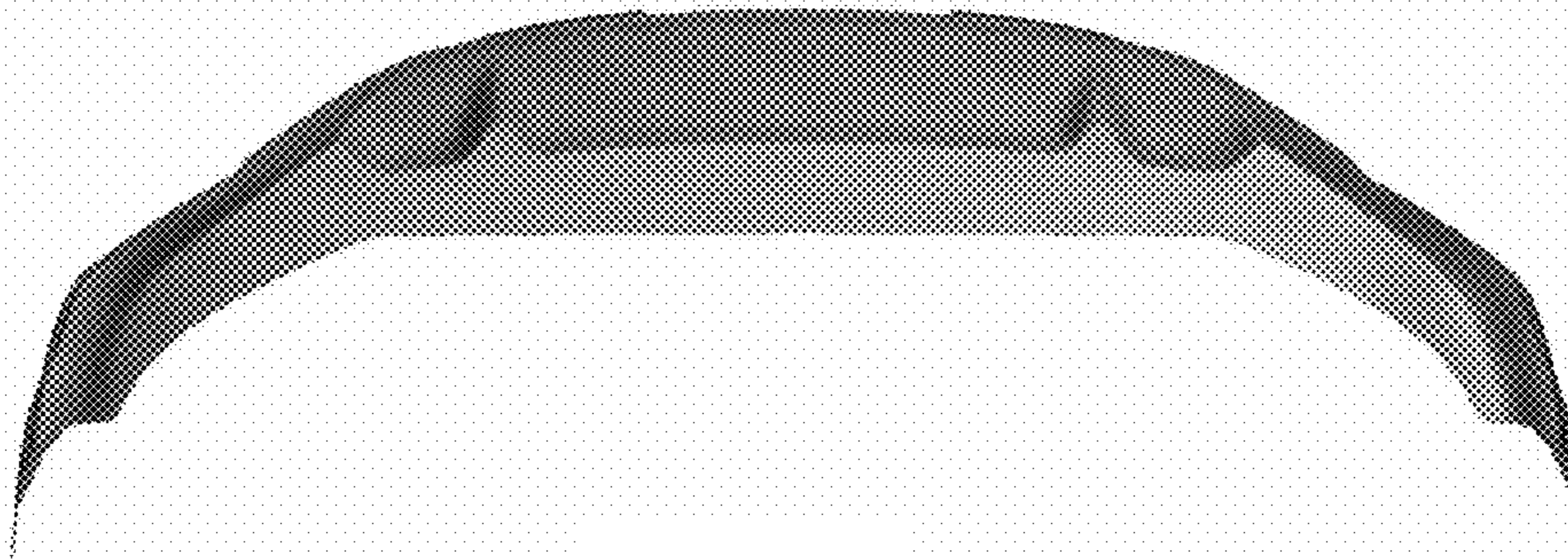


FIG. 5




FIG. 6




FIG. 7