

US00D571260S

(12) **United States Design Patent**
Takagi et al.

(10) **Patent No.:** **US D571,260 S**
(45) **Date of Patent:** **** Jun. 17, 2008**

(54) **TRUCK**

(75) Inventors: **Toru Takagi**, Fujisawa (JP); **Keishi Hayashi**, Fujisawa (JP); **Yoshio Iwasaki**, Fujisawa (JP)

(73) Assignee: **Isuzu Motors Limited**, Tokyo (JP)

(**) Term: **14 Years**

(21) Appl. No.: **29/266,775**

(22) Filed: **Sep. 28, 2006**

(30) **Foreign Application Priority Data**

Jun. 26, 2006 (CN) 2006 3 0130864

(51) **LOC (8) Cl.** **12-08**

(52) **U.S. Cl.** **D12/98**

(58) **Field of Classification Search** D12/86,
D12/87, 90-92, 96, 98; D21/424, 433, 434;
296/181.1, 181.5, 185.1, 183.1, 37.6
See application file for complete search history.

(56) **References Cited**

U.S. PATENT DOCUMENTS

- D336,266 S * 6/1993 Hunter D12/98
- D357,213 S * 4/1995 Hunter et al. D12/98
- D369,991 S * 5/1996 Hunter et al. D12/98
- D373,979 S * 9/1996 Starr et al. D12/98
- D391,197 S * 2/1998 Heisser D12/98
- D405,392 S * 2/1999 Allen D12/98
- D409,525 S * 5/1999 Hanson D12/98
- D419,491 S * 1/2000 Allen D12/98
- D419,920 S * 2/2000 Kondo et al. D12/98
- D430,068 S * 8/2000 Castiglione et al. D12/98
- D454,521 S * 3/2002 Allen D12/91
- D455,372 S * 4/2002 Myles et al. D12/98
- D466,451 S * 12/2002 Trostle et al. D12/98
- D474,716 S * 5/2003 Wakao D12/91
- D478,844 S * 8/2003 Hayashi et al. D12/98
- D478,845 S * 8/2003 Hayashi et al. D12/98
- D479,157 S * 9/2003 Hayashi et al. D12/98

- D479,158 S * 9/2003 Hayashi et al. D12/98
- D481,333 S * 10/2003 Fukushima D12/98
- D481,656 S * 11/2003 Fukushima D12/98
- D494,105 S * 8/2004 Hall et al. D12/98
- D509,772 S * 9/2005 Hattori et al. D12/98
- D516,957 S * 3/2006 O'Connell et al. D12/91
- D537,016 S * 2/2007 Shimoguchi et al. D12/98
- D537,385 S * 2/2007 Shimoguchi et al. D12/98
- D553,053 S * 10/2007 McChesney et al. D12/98

OTHER PUBLICATIONS

U.S. Appl. No. 29/266,773, filed Sep. 28, 2006, Truck.
U.S. Appl. No. 29/266,774, filed Sep. 28, 2006, Truck.
U.S. Appl. No. 29/266,778, filed Sep. 28, 2006, Truck.

* cited by examiner

Primary Examiner—Sandra Snapp

(74) *Attorney, Agent, or Firm*—Howrey LLP

(57) **CLAIM**

The ornamental design for a truck, as shown and described.

DESCRIPTION

FIG. 1 is a right side view showing our new design.

FIG. 2 is a left side view thereof.

FIG. 3 is a rear view thereof.

FIG. 4 is a front view thereof.

FIG. 5 is a top plan view thereof.

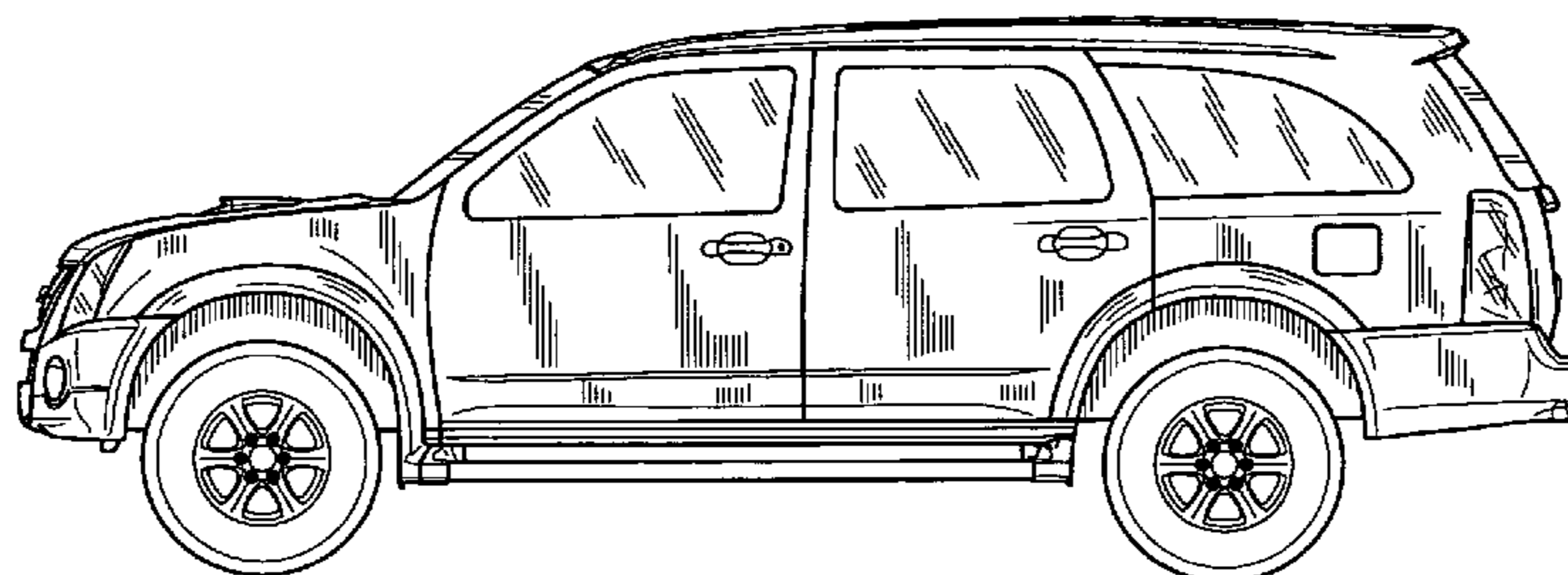
FIG. 6 is a rear and right side perspective view thereof.

FIG. 7 is a front and right side perspective view thereof.

FIG. 8 is a rear and right side perspective view thereof, the windows and taillights of the present design shown in broken lines for illustrative purposes only and forming no part of the claimed design; and,

FIG. 9 is a front and right side perspective view thereof, the windows, headlights and taillights of the present design shown in broken lines for illustrative purposes only and forming no part of the claimed design.

1 Claim, 5 Drawing Sheets






FIG. 1

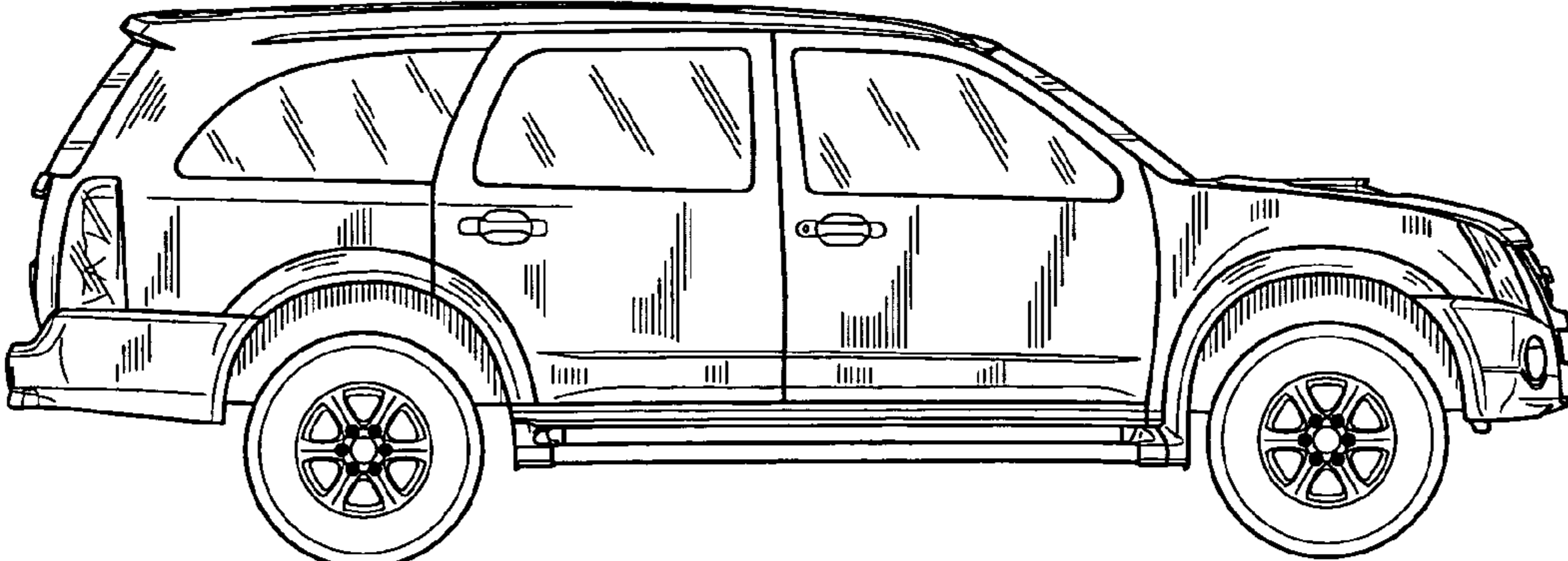


FIG. 2




FIG. 4




FIG. 3




FIG. 5




FIG. 6




FIG. 7




FIG. 8




FIG. 9